

MINIMAL PATHS ON UNICONE AND BICYLINDER BOUNDARIES

JOEL B. MOHLER AND RON UMBLE

ABSTRACT. Given any two given points on the boundary of a unicone or bicylinder, there is a path of minimal length connecting them. While all such paths are geodesics, they need not be unique.

1. INTRODUCTION

This paper considers the following problem: *Given two points on the boundary of a unicone (conical drinking cup with lid) or a bicylinder (tin can), find a path of minimal length connecting them.* Here we give an elementary proof that minimal paths always exist, show how to compute them and consider examples of non-uniqueness. Throughout we refer to a “unicone” or “bicylinder” when we mean its boundary. While unicones and bicylinders are closed compact surfaces with singularities along their rims, they have some interesting distinguishing properties. For example, K is the cone point of a unicone if and only if K is an endpoint of every minimal path containing it. No point on a bicylinder has this property.

This research grew out of an undergraduate seminar directed by the second author in the spring of 2001 during which participants Heather Heston, Robert Painter, Ellen Panofsky and the first author solved the problem above for bicylinders. We acknowledge the substantive contribution of each participant to this work with thanks. This research was enabled by the generosity and support of Frank Morgan (Williams College) who posed the bicylinder problem to our seminar group and offered helpful suggestions that improved this paper; we thank him as well. Many of the results reported here appeared in the first author’s undergraduate honors thesis [4] supervised by the second author. This paper extends the seminar results to unicones in the sense that most can be recovered in the limit as unicone height goes to infinity.

We think of a unicone or bicylinder as either a surface of revolution or an identification space formed by isometrically bending and gluing appropriate plane regions together along their boundaries. The identification space point-of-view is particularly advantageous because it provides an isometric decomposition of our surface S into a family \mathfrak{F} of compact simply-connected plane regions with piece-wise smooth boundaries. Such decompositions come equipped with an arc-length preserving quotient map $q : \mathfrak{F} \rightarrow S$. We refer to such a pair (\mathfrak{F}, q) as a *flat model* of S . For example, the family \mathfrak{F} in a flat model of a unicone with cone angle ϕ and slant height $s = \csc \phi$ consists of a unit disk U (the *lid*) tangent to a circular sector

Date: October 16, 2003.

2000 Mathematics Subject Classification. 53A04, 53A05.

Key words and phrases. Unicone, bicylinder, geodesic.

This paper is in final form and no version of it will be submitted for publication elsewhere.

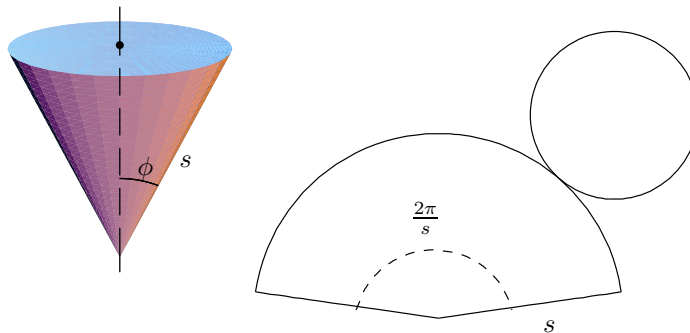


FIGURE 1. A flat model of a unicone.

of radius s and subtended angle $2\pi/s$ (the *side*); circle $T = \partial U$ is the *rim* (see Figure 1). The family \mathfrak{F} in a flat model of a bicylinder of height h consists of a $2\pi \times h$ rectangular region R (the *side*) and unit disks U_1 (the *lid*) and U_2 (the *base*) tangent to R along its opposite edges of length 2π ; circles $T_i = \partial U_i$ are the *rims*. When there is no confusion, we use the same symbol to denote a subset $X \subset S$ and the corresponding subset $X \subset \mathfrak{F}$ in a flat model.

Let $I \subseteq \mathbb{R}$ be an interval and let S be a surface. A *path* on a surface S is a continuous function $\gamma : I \rightarrow S$; in particular, γ is a *path from A to B* if $I = [a, b]$, $\gamma(a) = A$ and $\gamma(b) = B$. A path γ on S from A to B is *minimal* if $\text{length}(\gamma) \leq \text{length}(\beta)$ for all paths β on S from A to B . If a surface S has a flat model (\mathfrak{F}, q) , geodesics appear as unions of straight line segments in \mathfrak{F} . In [2], Tom Banchoff uses flat models to study closed geodesics on bicylinders, but he does not consider their distance minimizing properties. We adapt Banchoff's definition of a geodesic. Let $D_\delta(X)$ denote the open disk centered at X of radius $\delta > 0$.

Definition 1. *Let S be a surface with a flat model. A path $\gamma : [a, b] \rightarrow S$ is a geodesic if for each $t \in (a, b)$ there is a flat model (\mathfrak{F}_t, q_t) of S with the following property: Given $\epsilon > 0$, there exist $\delta > 0$ and a line segment $\ell \subset \mathfrak{F}_t$ such that $D_\delta[q_t^{-1}(\gamma(t))] \cap \ell \subset q_t^{-1}[\gamma(t - \epsilon, t + \epsilon)]$.*

We mention that Cotton, et. al. [3] use flat models to study the classical isoperimetric problem on bicylinders. In [1], Alexander, et. al. demonstrate a method of selecting a primary distance minimizing geodesic on a Riemannian manifold with boundary. They show that such primary minimal geodesics fail to be unique on a set of at most measure 0. We used Mathematica (www.wolfram.com) extensively throughout this project to generate graphics and perform calculations. Graphical images were refined using XFig (www.xfig.org).

2. EXISTENCE OF MINIMAL PATHS

In this section we use elementary methods to prove that a minimal path between two arbitrarily chosen points on a bicylinder or unicone always exists. But there is more. Our proofs give explicit formulations for computing minimal paths and reduce the problem of exhibiting explicit minimal paths to numerical analysis.

Unless explicitly stated otherwise, S denotes a bicylinder or a unicone; A and B denote distinct points on S . Let $U \subset S$ be a lid; let $T = \partial U$ be its rim. We say that a path γ on S *crosses rim T at P* if $P \in \gamma \cap T$; the point P need not be an isolated point in $\gamma \cap T$. Let $\text{int}(U)$ denote the interior of U . Points A and B are *separated* by T if $A \in S - U$ and $B \in \text{int}(U)$. Denote the Euclidean distance between points X and Y by XY .

We begin with two simple observations.

Proposition 1. *Let γ be a path on S from A to B . There is a path γ' from A to B such that $\text{length}(\gamma') < \text{length}(\gamma)$ whenever*

- a. γ crosses a rim T more than twice or
- b. A and B are separated by T and γ crosses T more than once.

Proof. Consider a path γ from A to B that crosses T at distinct points X , Y and Z ; assume that Y is between X and Z . Let γ_1 and γ_2 be the pieces of γ from X to Y and from Y to Z , respectively. Then $\triangle XYZ$ is non-degenerate and $\text{length}(\gamma_1 \cup \gamma_2) \geq XY + YZ > XZ$, by the triangle inequality, so that $\gamma' = [\gamma - (\gamma_1 \cup \gamma_2)] \cup \overline{XZ}$ is shorter than γ . If A and B are separated by T , suppose that γ crosses T at distinct points X and Y . Let γ_1 be the piece of γ from X to Y . Then $\triangle XYB$ is non-degenerate and $\text{length}(\gamma_1) \geq XY + YB > XB$, by the triangle inequality, so that $\gamma' = (\gamma - \gamma_1) \cup \overline{XB}$ is shorter than γ . \square

When searching for minimal paths, Proposition 1 allows us to restrict our considerations to paths that cross a rim T at most twice.

Corollary 1. *Assume there exists a minimal path γ from A to B . If A and B are separated by T , then γ crosses T exactly once. Otherwise, γ misses T completely or crosses T exactly twice.*

Proof. If A and B are separated by T , then γ crosses T at least once by continuity of γ . \square

It is helpful to know where to look for minimal paths. *Axial points* on S lie on its axis. If P is a non-axial point of S , let Γ_P denote the half-plane containing P and bounded by the axis.

Proposition 2. *If $A, B \in \Gamma_Q$, then $\Gamma_Q \cap S$ contains a minimal path from A to B .*

Proof. We prove the result for unicones; the proof for bicylinders is similar and left to the reader. If A and B lie on the lid U , then \overline{AB} is contained in the radius $\Gamma_Q \cap U$ and is minimal. If A and B lie on the side C , then \overline{AB} is contained in the ruling $\Gamma_Q \cap C$ and is minimal. If A and B are separated by T with $B \in \text{int}(U)$, let $X = \Gamma_Q \cap T$ and let $\gamma = \overline{AX} \cup \overline{XB}$; we claim that γ is minimal. Let α be any path from A to B ; then α crosses T at least once by Corollary 1. Let (\mathfrak{F}, q) be the flat model in which the side and lid are tangent at X and let $Y \in \alpha \cap T$. Then \overline{AY} and \overline{YB} correspond to classical distance minimizing geodesics on C and U , respectively. Let α_1 and α_2 be the respective pieces of α from A to Y and from Y to B , then $\text{length}(\alpha_1) \geq AY$ and $\text{length}(\alpha_2) \geq YB$. But $AY \geq AX$ since \overline{AX} is normal to the arc of sector C ; and $YB \geq XB$ since \overline{XB} is normal to T . Therefore $\text{length}(\alpha) \geq AY + YB \geq AB = \text{length}(\gamma)$. Thus $\Gamma_Q \cap S$ contains a minimal path from A to B in each case. \square

If $A, B \in \Gamma_Q$ for some Q , define $\Omega_{A,B} = \Gamma_Q$. If A and B are non-axial points of S , let θ be the angle subtended by Γ_A and Γ_B . If $0 < \theta < \pi$, let $\Omega_{A,B}$ denote the closed region of space bounded by $\Gamma_A \cup \Gamma_B$ and subtending an angle θ . If $\theta = \pi$, define $\Omega_{A,B}$ to be either arbitrarily chosen half-space bounded by the plane $\Gamma_A \cup \Gamma_B$. Below we observe that minimal paths from A to B lie in $\Omega_{A,B}$. Proposition 2 establishes this fact when $A, B \in \Gamma_Q$ and is well known for classical distance minimizing geodesics on the lid or side of a lid-less cone. To this end, we prove a Hopf-Rinow-like connection between certain minimal paths and geodesics on unicones and bicylinders, c.f. Theorem 1. Our discussion appeals to properties of certain roulettes.

Definition 2. Let $B \in \mathbb{R}^2$; let C_1 and C_2 be smooth plane curves mutually tangent at a point P with C_1 having non-vanishing curvature. Let $0 \in I$ and let $\alpha_i : I \rightarrow C_i$ be arc-length parametrizations such that $\alpha_i(0) = P$ and $\alpha'_1(0) = \alpha'_2(0)$. For $t \in I$, let $\rho_t : \mathbb{R}^2 \rightarrow \mathbb{R}^2$ be the transformation defined by rolling C_1 along C_2 in the direction of increasing parameter until C_1 and C_2 are tangent at $\alpha_2(t)$. The roulette generated by B is the curve $\beta(t) = \rho_t(B)$, $t \in I$.

In our applications, B is a point on lid U in a flat model (\mathfrak{F}_0, q_0) , C_1 is the rim $T = \partial U$, C_2 is an edge of the side, $P = C_1 \cap C_2$ is the point of tangency, and $\alpha_i : [0, 2\pi] \rightarrow C_i$ are arc-length parametrizations such that $\alpha_i(0) = T \cap \Gamma_B$. For each $t \in [0, 2\pi]$, let (\mathfrak{F}_t, q_t) be the flat model in which the lid and side are tangent at $q_t^{-1}(\alpha(t))$; then $\beta(t) = q_t^{-1}(B)$, $t \in [0, 2\pi]$. When S is a bicylinder, β is a *cycloid*; when S is a unicone, β is an *epicycloid* (see Figure 2).

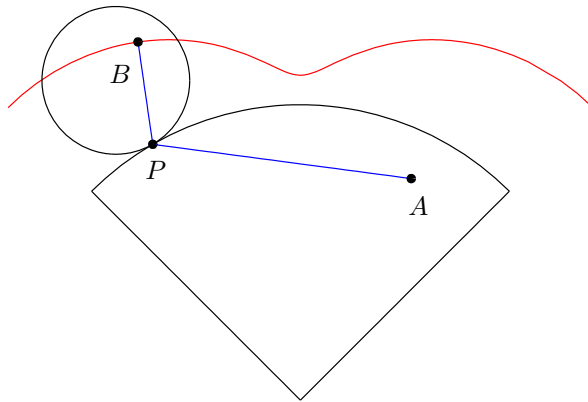


FIGURE 2. A non-minimal path crossing the rim.

Lemma 1. If A and B are separated by T , every minimal path from A to B is a geodesic.

Proof. We prove the result for unicones; the result for bicylinders is obtained in the limit as cone height goes to infinity. Given a non-geodesic path γ from A to B crossing the rim T at point P , we construct an alternate path γ' such that $\text{length}(\gamma') < \text{length}(\gamma)$. Let γ_1 be the piece of γ from A to P and let $\gamma_2 = \gamma - \gamma_1$. Since P is shared by the side and lid, there are classical distance minimizing geodesics from A to P and from P to B . So assume that paths γ_i are such geodesics, in which

case γ crosses T exactly once at P . Consider the flat model (\mathfrak{F}, q) in which the lid U is tangent to the sector at P . Since γ is not a geodesic, $q^{-1}(\gamma) = \overline{AP} \cup \overline{PB}$ is not straight (see Figure 2). Construct a shorter the path γ' from A to B as follows: Let C denote the sector arc. Let $P' = \overline{AB} \cap T$ and $P'' = \overline{AB} \cap R$; let s_1 be the length of the arc along T from P to P' and inside $\triangle APB$; and let s_2 be the length of the arc along K from P to P'' (see Figure 3). If $s_1 \leq s_2$, let α be the epicycloid generated by P' as U rolls along C towards P'' . Let Q be the first cusp that appears. We claim that $P'P'' > QP''$. Let E be the intersection of $\overline{P'P''}$ and the line normal to α at Q . Construct the chord $\overline{QP''}$; note that $P'P'' > EP''$ since P' and P'' are on opposite sides of \overline{QE} . Furthermore, $\theta = m\angle EQP'' > \pi/2$ so that $\cos \theta < 0$. Then by the Law of Cosines,

$$(EP'')^2 = (QP'')^2 + (QE)^2 + |2 \cos \theta| > (QP'')^2$$

so that $EP'' > QP''$, which verifies the claim. Thus $AB > AP'' + QP'' + P'B$ and $\gamma' = \overline{AP''} \cup \overline{P''Q} \cup \overline{P'Q} \cup \overline{P'B}$ is shorter than γ . On the other hand, if $s_1 > s_2$ consider the epicycloid generated by P'' as C rolls along T towards P' and construct the path $\gamma' = \overline{AP''} \cup \overline{P'Q} \cup \overline{P'B}$. \square

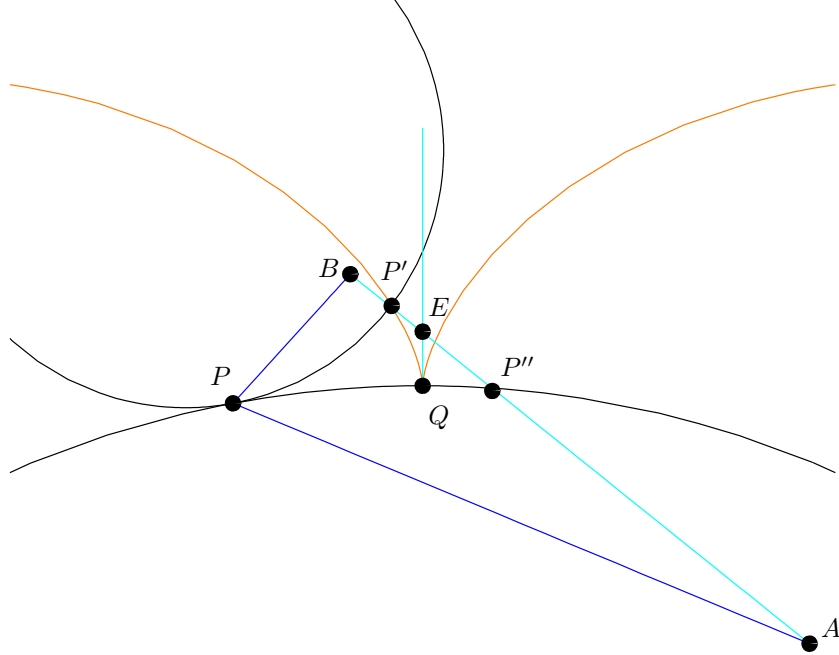


FIGURE 3. Shortening a non-geodesic path from A and B .

Theorem 1. *Every minimal path from A to B is a geodesic.*

Proof. Suppose there is a minimal path γ from A to B . If $\gamma \subset S - U$ or $\gamma \subset U$, the result is classical. The case with A and B separated by T is given by Lemma 1. Suppose that γ crosses T exactly twice at P_1 and P_2 . If $A, B \in T$, then γ is a geodesic in U . So assume that A lies off T , then $A \in S - U$, for otherwise $\triangle AP_1P_2 \subset$

U is non-degenerate and γ is not minimal. Choose a point $Q \in \gamma \cap \text{int}(U)$ and let γ_1 , γ_2 and γ_3 be the respective pieces of γ from A to Q , from Q to B and from P_1 to P_2 . Then γ_1 is a geodesic by Lemma 1 and γ_3 is a geodesic in U . Therefore $\gamma_1 \cap \gamma_3 = \overline{P_1 Q}$ is a geodesic. If $B \in T$, then $\gamma_2 \subset \gamma_3$ and we're done. If B is off T , then $B \in S - U$ and γ_2 is a geodesic by Lemma 1. Therefore $\gamma_2 \cap \gamma_3 = \overline{Q P_2}$ is a geodesic and the conclusion follows. \square

Proposition 3. *Let $P \in S$ be a non-axial point. If γ is a minimal path on S from A to B and $\gamma \cap \Gamma_P$ contains two distinct points, then $\gamma \subset \Gamma_P$.*

Proof. Let P and Q be distinct points in $\gamma \cap \Gamma_P$. Then $\overline{PQ} \subset \Gamma_P$ by Proposition 2. Let α be the connected component of $\gamma \cap \Gamma_P$ containing \overline{PQ} ; let $A = \gamma(a)$ and let $B = \gamma(b)$. Since γ is a geodesic by Theorem 1, $E = \gamma(t)$, $t \in (a, b)$ cannot be an endpoint of α , for if it were, every neighborhood of E would violate the requirements of Definition 1. Therefore A and B are the endpoints of α and $\gamma = \alpha$. \square

Corollary 2. *Let $P \in S$ be a non-axial point. If γ is a minimal path on S from A to B and $\gamma \cap \Gamma_P \neq \emptyset$, either $\gamma \cap \Gamma_P = \gamma$ or $\gamma \cap \Gamma_P$ is a single point.*

Theorem 2. *If there exists a minimal path γ on S from A to B , then $\gamma \subset \Omega_{A,B}$.*

Proof. The case of $A, B \in \Gamma_Q$ for some Q was established in Proposition 2. So assume A and B are non-axial points of S and let θ be the angle between Γ_A and Γ_B . If $0 < \theta < \pi$, suppose $\gamma \cap \Omega_{A,B}^c \neq \emptyset$. Then by Corollary 2, we may assume that $\gamma \subset \{A, B\} \cup \Omega_{A,B}^c$. Since $0 < \theta < \pi$, there is a plane Π containing the axis and bounding an open half-space H with $A, B \in H$. Let $\bar{\gamma}$ be the reflection of $\gamma \cap H^c$ in Π ; then $\beta = \bar{\gamma} \cup (\gamma \cap H)$ is a new path passing through Γ_A (and Γ_B) at least twice, i.e., at $A = \beta(a)$ and $P = \beta(u)$ for some $u \neq a$ (see Figure 4). If $A = P$, we can shorten β by redefining $\beta(t) = A$ for all $t \in [a, u]$; otherwise we can shorten β by applying Proposition 2, contradicting minimality in either case. Finally, suppose that $\theta = \pi$ and γ contains points on both sides of plane $\Pi = \Gamma_A \cup \Gamma_B$. If $A = \gamma(a)$ and $\gamma(t) \in \Gamma_A$ for some $t \neq a$, then $\gamma \subset \Gamma_A$ by Corollary 2, which is a contradiction. Therefore $\gamma \cap \Gamma_A = A$. Likewise, $\gamma \cap \Gamma_B = B$ and the conclusion follows by the continuity of γ . \square

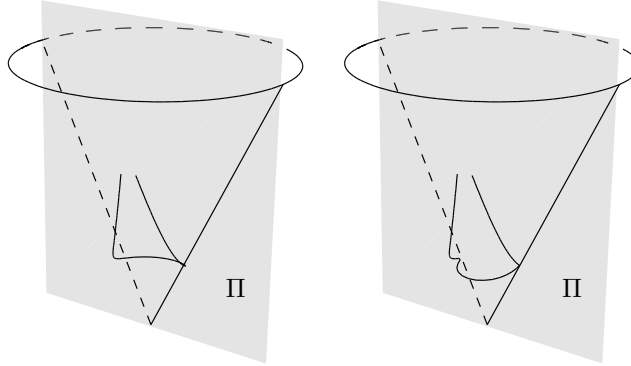


FIGURE 4. A geodesic reflected in vertical plane Π .

We are ready to prove our main results. Let $P[r, \theta_P, z]$ denote a point P with cylindrical coordinates.

Theorem 3. *Let S be a unicone or bicylinder of height h . If A and B are points on the side and lid of S , respectively, there exists a minimal path from A to B . If A or B is an axial point and Q is any non-axial point such that $A, B \in \Gamma_Q$, there is a minimal path from A to B in $\Gamma_Q \cap S$. If A and B are non-axial points, let b be the distance from B to the axis and position A with cylindrical angle $\theta_A = 0$. Let $\theta \in [0, \pi]$ be the angle between Γ_A and Γ_B , let $t \in [0, \theta]$, let γ_1 be the classical distance minimizing geodesic from A to $P[1, t, h]$, and let $\gamma_2 = \overline{PB}$.*

- a. *If S is a unicone with slant height s , let a be the distance from A to the cone point. Then $\ell(t) = \text{length}(\gamma_1 \cup \gamma_2)$ is given by*

$$\ell(t) = \sqrt{a^2 - 2as \cos(t/s) + s^2} + \sqrt{b^2 - 2b \cos(\theta - t) + 1}.$$

- b. *If S is a bicylinder, let a be the distance from A to the rim. Then $\ell(t) = \text{length}(\gamma_1 \cup \gamma_2)$ is given by*

$$\ell(t) = \sqrt{a^2 + t^2} + \sqrt{b^2 - 2b \cos(\theta - t) + 1}.$$

In either case, there is a value $t_1 \in [0, \theta]$ that minimizes ℓ and gives a corresponding minimal path $\gamma_1 \cup \gamma_2$.

Proof. The axial case was proved in 2; so assume A and B are non-axial. The formulation for length $\ell(t)$ follows from the Law of Cosines and the restriction of parameter $t \in [0, \theta]$ follows by Theorem 2. The conclusion follows from continuity on $[0, \theta]$. \square

To compute the path γ one must compute the value of t_1 . This typically requires numerical approximation. Note that when $\theta = \pi$ and the half-space $\Omega_{A,B}$ has been chosen, both $\Omega_{A,B}$ and the closure of its complement contain a minimal path from A to B .

Theorem 4. *If A and B are points on the side of a unicone or bicylinder of height h , there is a minimal path γ from A to B . If A is the cone point of a unicone, there is a minimal path from A to B in $\Gamma_B \cap S$. Otherwise, position A with cylindrical angle $\theta_A = 0$, let θ be the angle between Γ_A and Γ_B and let $t, u \in [0, \theta]$. Let γ_1 be the classical minimal geodesic from A to point $P_1[1, t, h]$, let γ_2 be the classical minimal geodesic from $P_2[1, u, h]$ to B and let $\gamma_3 = \overline{P_1 P_2}$.*

- a. *If S is a unicone with slant height s , let a and b be the respective distances from A and B to the cone point. Then $\ell(t, u) = \text{length}(\gamma_1 \cup \gamma_2 \cup \gamma_3)$ is given by*

$$\begin{aligned} \ell(t, u) = & \sqrt{a^2 - 2as \cos(t/s) + s^2} + \sqrt{b^2 - 2bs \cos(u/s) + s^2} \\ & + \sqrt{2 - 2 \cos(\theta - t - u)}. \end{aligned}$$

There is a classical geodesic α from A to B on the side and a point $(t_1, u_1) \in [0, \theta] \times [0, \theta]$ that minimizes ℓ and gives an alternate path $\beta = \gamma_1 \cup \gamma_2 \cup \gamma_3$ across the lid. A minimal path γ from A to B is a minimal path in $\{\alpha, \beta\}$.

- b. *If S is a bicylinder, let a and b be the respective distances from A and B to rim T_1 . Then $\ell_1(t, u) = \text{length}(\gamma_1 \cup \gamma_2 \cup \gamma_3)$ is given by*

$$\ell_1(t, u) = \sqrt{a^2 + t^2} + \sqrt{b^2 + u^2} + \sqrt{2 - 2 \cos(\theta - t - u)}.$$

Also, let γ_4 be the classical minimal geodesic from A to point $Q_1[1, t, 0]$, let γ_5 be the classical minimal geodesic from $Q_2[1, u, 0]$ to B and let $\gamma_6 = \overline{Q_1 Q_2}$. Then $\ell_2(t, u) = \text{length}(\gamma_4 \cup \gamma_5 \cup \gamma_6)$ is given by

$$\ell_2(t, u) = \sqrt{(h-a)^2 + t^2} + \sqrt{(h-b)^2 + u^2} + \sqrt{2 - 2\cos(\theta - t - u)}.$$

There is a classical geodesic α from A to B on the side and points $(t_1, u_1), (t_2, u_2) \in [0, \theta] \times [0, \theta]$ that minimize ℓ_1 and ℓ_2 and give alternate paths $\beta_1 = \gamma_1 \cup \gamma_2 \cup \gamma_3$ across the lid and $\beta_2 = \gamma_4 \cup \gamma_5 \cup \gamma_6$ across the base. A minimal path γ from A to B is minimal in $\{\alpha, \beta_1, \beta_2\}$.

Proof. The result follows by continuity on the compact set $[0, \theta] \times [0, \theta]$. \square

Our next result is specific to bicylinders.

Theorem 5. *If A is a point on the base and B is a point on the lid of a bicylinder with height h , there is a minimal path γ from A to B . If A or B is an axial point and Q is any non-axial point such that $A, B \in \Gamma_Q$, there is a minimal path from A to B in $\Gamma_Q \cap S$. If A and B are non-axial, let a and b be their respective distances to the axis and position A with cylindrical angle $\theta_A = 0$. Let θ be the angle between Γ_A and Γ_B , let $t, u \in [0, \theta]$, and consider points $P[1, t, 0]$ and $Q[1, u, h]$. Let $\gamma_1 = \overline{AP}$; let $\gamma_2 = \overline{QB}$ and let γ_3 be the classical minimal geodesic on the side from P to Q . Then $\ell(t, u) = \text{length}(\gamma_1 \cup \gamma_2 \cup \gamma_3)$ is given by*

$$\ell(t, u) = \sqrt{a^2 - 2a\cos(\theta - t) + 1} + \sqrt{b^2 - 2b\cos(\theta - u) + 1} + \sqrt{h^2 + (\theta - t - u)^2}.$$

There is a point $(t_1, u_1) \in [0, \theta] \times [0, \theta]$ that minimizes ℓ and gives a corresponding minimal path $\gamma = \gamma_1 \cup \gamma_2 \cup \gamma_3$.

Proof. Again, the result follows by continuity. \square

We conclude this section with an observation that distinguishes unicones from bicylinders.

Definition 3. *Non-axial points A and B on a surface of revolution are diaxial if the angle between Γ_A and Γ_B is π .*

Proposition 4. *A point K on a unicone is the cone point if and only if K is an endpoint of every minimal path containing it. Furthermore, every minimal path ending at the cone point lies in some plane containing the axis.*

Proof. Suppose that K is an endpoint of every minimal path containing it. But K cannot lie on the side since some ruling would contain it; K cannot lie on the rim since the path $\Gamma_K \cap S$ would contain it; and K cannot lie on the lid since some diameter would contain it. Thus K is the cone point. Conversely, we claim that the cone point K is an endpoint of every minimal path containing it. Suppose that γ is a minimal path from A to B , where $A, B \neq K$. Since minimal paths between two points on the lid or from a point on the side to a point on the lid miss K , we may assume that A and B lie on the side. If A and B are diaxial, let α be a ruling that misses A and B . If not, choose a plane Π containing the axis and bounding an open

half-space H with $A, B \in H$ and let α be a ruling in $\Pi \cap S$. In either case, choose a flat model (\mathfrak{F}, q) with q mapping the edges of sector C onto α . If ϕ is the cone angle, $m\angle AKB \leq \pi \sin \phi < \pi$ so that $\overline{AB} \subset C$; and furthermore, $K \notin \overline{AB}$ since $K \subset \partial C$. It follows that $\gamma = q(\overline{AB})$ misses K (see Figure 5). Finally, suppose A is the cone point. If B is non-axial, there is a minimal path from A to B in $\Gamma_B \cap S$. If B is axial, choose any point P distinct from A and B ; the path $\Gamma_P \cap S$ is minimal. Thus every minimal path beginning at the cone point lies in some plane containing the axis. \square

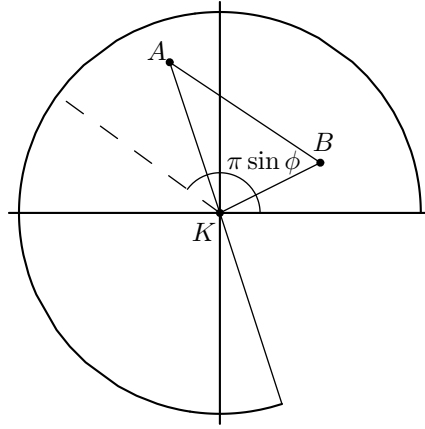


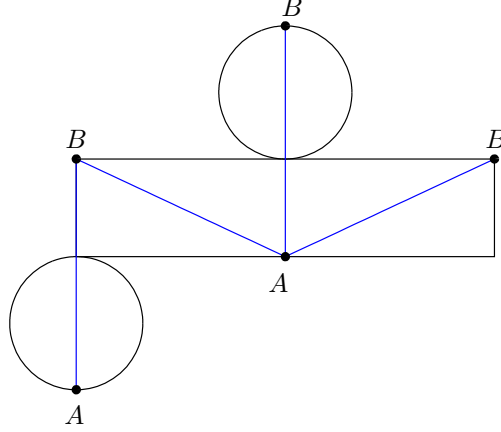
FIGURE 5. A minimal path on the side misses the cone point.

3. NON-UNIQUE MINIMAL PATHS

In our concluding section, we investigate certain situations in which multiple minimal paths from A to B exist. Given a bicylinder S , consider diaxial points A and B on opposite rims. If height $h < \frac{\pi^2-4}{4}$, there are exactly two minimal paths from A to B —one across the base and one across the lid. If $h > \frac{\pi^2-4}{4}$, again there are exactly two minimal paths, but this time both are on the side. And if $h = \frac{\pi^2-4}{4}$, there are exactly four—one across the lid, one across the base and two on the side (see Figure 6). In general, given diaxial points A and B , there are at most four minimal paths connecting them; in particular, if height $h > \frac{\pi^2-4}{4}$, there are at most three—one across the lid and two around the side. This motivates the following somewhat surprising result for unicones.

Theorem 6. *The side of a unicone S with slant height s contains diaxial points A and B joined by three minimal paths. In particular, let a and b denote the respective distances from A and B to the cone point and let r_{\max} denote the maximum radius of curvature along an epicycloid generated by a point on the rim as it rolls along the sector arc in a flat model. If $a \geq s - r_{\max} + 2$, then*

$$(3.1) \quad b = \frac{2(s - a + 1)(s + 1)}{2s + 2 - a[1 + \cos(\pi/s)]}.$$

FIGURE 6. Four minimal paths from A to B .

Proof. First we show that minimal paths across the lid from A to B follow a diameter. Consider the flat model in which sector C is centered at the origin with one edge along the positive x -axis, disk U centered at $(s+1, 0)$, $A(s-a, 0)$ and $B((s-b)\cos(\pi/s), (s-b)\sin(\pi/s))$. Let α be the trace of the epicycloid generated by $P(s+2, 0)$ as U rolls along C . Since the radius of curvature along α attains its maximum r_{\max} at P , the circle centered at A of radius $s-a+2 \leq r_{\max}$ intersects α only at P and the distance from A to α is minimized at P . Of course, the distance from B to the sector arc is minimized at $Q(s\cos(\pi/s), s\sin(\pi/s))$, so minimal paths across the rim from A to B lie in $(\Gamma_A \cup \Gamma_B) \cap S$ as claimed. To obtain relation (3.1), note that sector C subtends angle $2\pi/s$ and contains \overline{AB} . Since A and B are diaxial, $m\angle AOB = \pi/s$ and

$$AB = \sqrt{a^2 - 2ab \cos(\pi/s) + b^2}$$

by the Law of cosines. Now assume for the moment that AB is the minimal length $2s-a-b+2$ of paths across the lid. Then

$$(2s-a-b+2)^2 = a^2 - 2ab \cos(\pi/s) + b^2$$

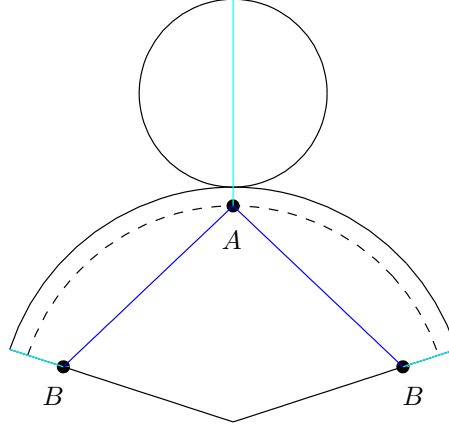
and solving for b gives relation (3.1). So given A such that $a \geq s-r_{\max}+2$, let b be given by relation (3.1). Choose B at distance b from the cone point and positioned so that A and B are diaxial. Then A and B are joined by exactly three minimal paths (see Figure 7). \square

Sufficiently tall bicylinders admit an analogous result.

Corollary 3. *Let A and B be diaxial points on the side of a bicylinder at respective distances c and d from the lid. If S has critical height*

$$h = \frac{\pi^2 + 4c^2 - 4}{4c + 4}$$

and $d = h - c$, there are exactly four minimal paths from A to B . In particular, if A and B lie on opposite rims, $h = \frac{\pi^2 - 4}{4}$; if A and B lie on the mid-circle, $h = \pi - 2$.

FIGURE 7. Three minimal paths from A to B .

Proof. Set $a = s - c$ and $b = s - d$ in relation (3.1) and obtain

$$d = -\frac{2c + 2 + s(c - s)[1 - \cos(\pi/s)]}{2s + 2 + (c - s)[1 + \cos(\pi/s)]}.$$

Since

$$-\lim_{s \rightarrow \infty} \frac{2c + 2 + s(c - s)[1 - \cos(\pi/s)]}{2s + 2 + (c - s)[1 + \cos(\pi/s)]} = \frac{\pi^2 - 4c - 4}{4c + 4},$$

the critical height $h = c + \frac{\pi^2 - 4c - 4}{4c + 4}$. \square

Multiple minimal paths can join points in more general position. For example, let P and B be points on the rim of a bicylinder S such that the angle θ between Γ_P and Γ_B satisfies $0 < \theta_P < \pi/2$. Consider the flat model whose lid is tangent to the rectangular side R at P , and let $B' \in \partial R$ be the point identified with B . For S with sufficient height h , there is a point $A \in \overleftrightarrow{PB} \cap R$ such that $\triangle ABB'$ is isosceles and there are at least two minimal paths in $\Omega_{A,B}$ from A to B —one across the lid and one around the side. In fact, there is a critical height h at which there are three minimal paths—the two just mentioned and a third across the base. Computing this critical height h requires more machinery than we needed above, but is similar in spirit. We conclude with a computation of h when A and B lie on the mid-circle of a bicylinder. We need the following well-known fact about roulettes:

Proposition 5. *Given a point B and curves C_1 and C_2 as in Definition 2, let β be the roulette generated by B . If $\|\beta'(t)\| > 0$, the line normal to β at $\beta(t)$ passes through the point of tangency $\alpha_2(t)$.*

Now if A and B are joined by a minimal path γ_1 crossing the rim T_1 at P and Q , the mirror image of γ_1 is a minimal path γ_2 across the base U_2 . We wish to compute the critical height at which there is a third path γ_3 of the same length around the side. Assume that Q is the point on T_1 closest to B , and let β be the cycloid generated by Q as U_1 rolls along its edge of rectangle R in a flat model. Let n be the line normal to β passing through A and let θ be its angle of inclination. When T_1 is tangent to R at P , the central angle in T_1 subtended by the chord of n

is 2θ and the height of the bicylinder is $h = 2BP \sin \theta$. So if h is the desired critical height, $\theta = \sin^{-1}\left(\frac{h}{2BP}\right)$ is a solution of

$$(3.2) \quad \theta - \sin \theta = BP(1 - \cos \theta).$$

Conversely, solving equation (3.2) for θ determines h . Other cases are similar in spirit and left to the reader.

REFERENCES

- [1] S. Alexander, I. D. Berg, R. L. Bishop. Cut Loci, Minimizers, and Wavefronts in Riemannian Manifolds with Boundary. *Michigan Math. J.* (1993), 229-237.
- [2] T. Banchoff. Minimal Submanifolds of the Bicylinder Boundary. *Boletim da Sociedade Brasileira de Matematica* (1976), 37-57.
- [3] A Cotton, D. Freeman, A. Gnepp, T. Ng, J. Spivack, C. Yoder. The Isoperimetric Problem on Some Singular Surfaces. *J. Australian Math. Soc.*, to appear.
- [4] J. Mohler. *Distance Minimizing Paths on Certain Simple Flat Surfaces with Singularities*, Undergraduate Honors Thesis, Millersville University of PA, 2002.
- [5] B. O'Neill. *Elementary Differential Geometry*, Academic Press, New York, 1966.
- [6] J. Opera. *Differential Geometry and its Applications*, Prentice Hall, New Jersey, 1997.
- [7] E. Swokowski, M. Olinick, D. Pence. *Calculus*, 6th Ed. PWS Pub. Co., Boston, 1994.
- [8] J. Wasswanar. Web site <http://www.2dcurves.com/>, 2002.

DEPARTMENT OF MATHEMATICS, LEHIGH UNIVERSITY, BETHLEHEM, PA 18015

E-mail address: `jbm5@lehigh.edu`

URL: <http://kiwistrawberry.us>

DEPARTMENT OF MATHEMATICS, MILLERSVILLE UNIVERSITY, MILLERSVILLE, PA 17551

E-mail address: `ron.umble@millersville.edu`

URL: <http://www.millersville.edu/~rumble>