

Minimal Surface Representations of Virtual Knots and Links

H. A. Dye

MADN-MATH

United States Military Academy

646 Swift Road

West Point, NY 10996

hdye@ttocs.org

Louis H. Kauffman

Department of Mathematics, Statistics, and Computer Science

University of Illinois at Chicago

851 South Morgan St

Chicago, IL 60607-7045

kauffman@uic.edu

June 22, 2019

Abstract

Equivalence classes of virtual knot diagrams are in a one to one correspondence with knot diagrams (decorated immersions of S^1) in orientable, closed surfaces modulo stable handle equivalence and Reidemeister moves. Each virtual knot diagram corresponds to a diagram in a unique minimal surface. If a virtual knot diagram is equivalent to a classical knot diagram then this minimal surface is a sphere. We use minimal surfaces and a generalized version of the bracket polynomial for surfaces to determine when a virtual knot diagram is non-trivial and non-classical.

1 Introduction

Virtual knot diagrams are a generalization of classical knot diagrams introduced by L. Kauffman in 1996 [8]. Results in this area immediately indicated that the bracket polynomial and the fundamental group did not detect many non-trivial and non-classical virtual knot diagrams. We are interested in detecting non-trivial virtual knot diagrams, and, in particular, determining if a virtual knot diagram is non-classical and non-trivial.

The bracket polynomial and the fundamental group can not differentiate all non-trivial virtual knot diagrams from the unknot. Kauffman, in [8], gave a process of virtualization that produces from a diagram K , a pair of diagrams: a virtual knot diagram K_v and a classical knot diagram K_s (obtained by switching a crossing in K). The diagrams K_v and K_s have the same bracket polynomial. One can show that if K is a non-trivial classical knot, then K_v is a non-trivial virtual knot (possibly classical) [8]. This process may be used to construct non-trivial virtual knot diagrams with trivial bracket polynomial. There are also other virtual knot diagrams with trivial bracket polynomial that are not produced by virtualization. Kishino's knot is the first example of this type and it is not differentiated from the unknot by the fundamental group or the Jones polynomial. In [11], Kishino's knot was detected by the 3-strand bracket polynomial. Kishino's knot is also detected by the quaternionic biquandle [2], [10]. However, these invariants can be difficult to compute. Other virtual knot diagrams, undetected by the fundamental group and the bracket polynomial, are described in [4]. It is shown in [4] that there are an infinite number of virtual knot diagrams that are not detected by the fundamental group or the Jones polynomial.

Using the bracket polynomial and Kuperberg's result [13], we develop methods that may determine if a virtual knot diagram is non-trivial and non-classical. We focus on the case of knot diagrams with one virtualization and the examples in [4]. We show that, except for special cases, link diagrams with a single virtualization and link diagrams with a single virtual crossing are non-classical and non-trivial. We construct examples of virtual link diagrams with either one virtualization or one virtual crossing using the methods from [17] that are not detectable by the surface bracket polynomial.

In conclusion, we discuss virtual knots produced by two virtualizations.

2 Virtual Knot Theory

We introduce virtual knot theory and the definitions that are used throughout this paper. We define a *virtual knot diagram* to be a decorated immersion of S^1 in the plane with two types of crossings. Classical crossings are indicated by over/under markings and virtual crossings are indicated by a solid encircled X. Two examples of virtual knot diagrams are shown in Figure 1.



Figure 1: Virtual Knot Diagrams

Note that the classical knot diagrams are a subset of the virtual knot diagrams. Recall the *Reidemeister moves*; local versions of these moves are shown in Figure 2.

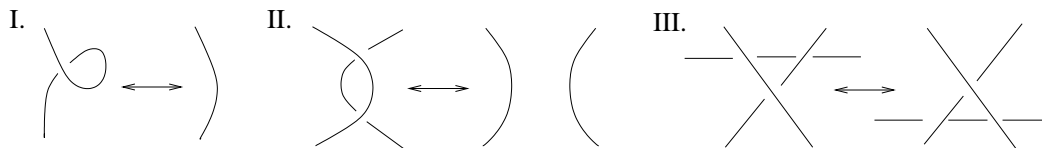


Figure 2: Reidemeister Moves

Two classical knot diagrams are said to be *equivalent* if one may be transformed into the other by a sequence of Reidemeister moves. To extend the notion of equivalence to virtual knot diagrams, we require a set of moves that involve virtual crossings.

The *virtual Reidemeister moves* are generalizations of the Reidemeister moves to virtual crossings. These moves are illustrated in Figure 3.

Notice that only move IV involves both virtual and classical crossings. Two virtual knot diagrams are said to be *virtually equivalent* if one may be transformed into the other by a sequence of Reidemeister and virtual Reidemeister moves.

A classical crossing in a virtual knot diagram is *virtualized* by the following procedure: a tangle consisting of a single crossing is removed and

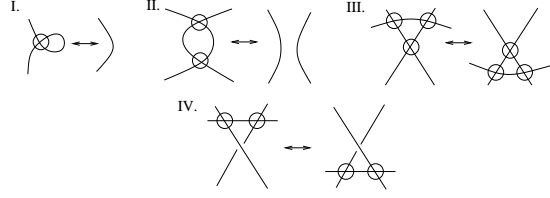


Figure 3: Virtual Reidemeister Moves

replaced with a tangle consisting of the opposite crossing flanked by two virtual crossings. This procedure is illustrated in Figure 4.

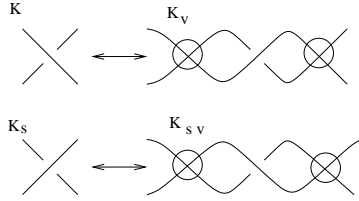


Figure 4: Virtualized Crossing

We define the *bracket polynomial* of a virtual knot diagram using a state sum.

Each classical crossing may be *smoothed* as a type α smoothing or a type β smoothing as illustrated in Figure 5.

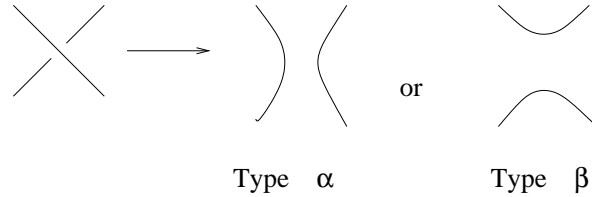


Figure 5: Smoothing Types

A *state* of a virtual knot diagram is a diagram determined by a choice of smoothing type for each classical crossing. Note that a state of a virtual knot diagram may contain virtual crossings and consists of closed curves (possibly) with virtual crossings.

Let K be a virtual knot diagram and let $d = -A^{-2} - A^2$. We will denote the bracket polynomial of K as $\langle K \rangle$. Then

$$\langle K \rangle = \sum_{s \in S} A^{c(s)} d^{|s|-1}$$

where S represents the set of all possible states. For a given state s , let $c(s)$ represent the number of type β smoothings minus the number of type α smoothings. Let $|s|$ represent the number of closed curves in the state s . Note that the virtual crossings are not expanded; a virtual knot diagram with m virtual crossings and n classical crossings will have only 2^n states. We may also describe $\langle K \rangle$ using the skein relation shown in Figure 6. Let U denote the unknot and let Q denote any single loop diagram with only virtual crossings then, $\langle U \rangle = \langle Q \rangle = 1$, and $\langle K \amalg U \rangle = d\langle K \rangle$. We apply the skein relation to each classical crossing in the virtual knot diagram K to obtain $\langle K \rangle$. This follows directly from the state sum formula above.

$$\left\langle \begin{array}{c} \diagup \diagdown \\ \diagdown \diagup \end{array} \right\rangle = A^{-1} \left\langle \begin{array}{c} \diagup \\ \diagdown \end{array} \right\rangle \left\langle \begin{array}{c} \diagdown \\ \diagup \end{array} \right\rangle + A \left\langle \begin{array}{c} \diagup \diagup \\ \diagdown \diagdown \end{array} \right\rangle$$

Figure 6: Skein Relation

Recall that classical bracket polynomial is a regular isotopy invariant. The generalized bracket polynomial is invariant under the Reidemeister II and III moves and the virtual Reidemeister moves [8], but not the Reidemeister I move. To obtain invariance under the Reidemeister I move, we choose an orientation of the virtual knot diagram. For each classical crossing, c , we define $sgn(c)$ as shown in Figure 7. Let C represent the set of all classical



Figure 7: $sgn(c)$

crossings in the virtual knot diagram. We denote the *writhe* of a virtual knot diagram K as $w(K)$ with the formula

$$w(K) = \sum_{c \in C} sgn(c).$$

We denote the normalized bracket polynomial of a virtual knot diagram K as $f_K(A)$.

$$f_K(A) = (-A^3)^{w(K)} \langle K \rangle$$

Notice that if a virtual knot diagram Q is equivalent to the unknot, then

$$f_Q(A) = 1 \tag{1}$$

Note that $f_K(t^{-\frac{1}{4}}) = V_K(t)$, where $V_K(t)$ represents the Jones Polynomial of K . The bracket polynomial and the Jones polynomial are related by a change of variable. If the writhe of a knot diagram K is w and $\langle K \rangle = (-A)^{3w}$ then $V_K(t) = 1$. We will refer to the bracket polynomial of a knot diagram K with writhe w as trivial if $\langle K \rangle = (-A)^{-3w}$.

Let K denote a classical link diagram, K_v the diagram obtained by virtualizing a single crossing of K , and K_s the result of switching that crossing [8]. Then it is easy to verify [8] that $\langle K_v \rangle = \langle K_s \rangle$, while $IQ(K_v) \cong IQ(K)$ where $IQ(K)$ denotes the involuntary quandle of K . Since IQ detects knottedness for classical knots this provides a method for producing non-trivial virtual knots with trivial Jones polynomial.

In fact, given a classical knot diagram K , we can choose a subset of crossings c_1, c_2, \dots, c_n of K such that the diagram K' obtained by switching each crossing is an unknot. Let \hat{K} represent the virtual knot diagram obtained by virtualizing the crossings c_1, c_2, \dots, c_n , then $f_{\hat{K}}(A) = 1$. In [8], it was shown that if K is such a nontrivial classical knot, then \hat{K} has a unit Jones polynomial. Hence, there are infinitely many non-trivial virtual knot diagrams with unit Jones polynomial.

The bracket polynomial fails to differentiate Kishino's knot (the left diagram in Figure 1) and the virtualized trefoil (the right diagram in Figure 1) from the unknot.

3 Surfaces and Virtual Knots

In [6], equivalence classes of virtual knot diagrams were shown to be in one to one correspondence with knots in surfaces with boundary under homeomorphisms and a special version of the Reidemeister moves. A mapping from virtual knot diagrams to knot diagrams in surfaces with boundary is obtained by taking a neighborhood with the virtual knot diagram immersed in

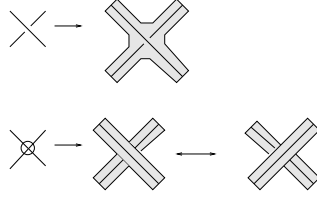


Figure 8: Mapping between Diagrams and Surfaces

the core. This special neighborhood, called an *I-neighborhood*, is illustrated for classical and virtual crossings in Figure 8. See also [7].

Observe that all the edges in one classical crossing are immersed in a single neighborhood, but the two edges in a virtual crossing are mapped into two different neighborhoods. In particular, we note that it does not matter which edge of a virtual crossing is chosen to be the core of the upper band because the two surfaces (taken abstractly) are related by homeomorphism.

If two virtual knot diagrams are related only by a sequence of virtual Reidemeister moves then the corresponding I-neighborhoods differ only by homeomorphism. Classical Reidemeister moves change the topology of the neighborhood.

Remark 3.1. *When we speak of a knot diagram in a surface F , we mean an immersion of a circle or circles in F with extra structure at crossing points of the immersion (it is assumed that the crossing points are transverse). The extra structure takes the form of a diagrammatic crossing where one of the intersecting arcs is broken and the other arc is continuous as indicated in figure 8. In the thickened surface, each crossing in the diagram is interpreted as an embedding of over and undercrossing arcs just as in the standard use of classical knot diagrams. The diagram is intended to contain only classical crossing singularities. Isotopy of diagrams in a surface F means the equivalence relation generated by classical Reidemeister moves in the surface. In [13], Kuperberg demonstrated that a virtual knot has a unique minimal genus surface representative.*

Remark 3.2. *The I-neighborhoods are called abstract surfaces in [6]. We will continue to refer to these surfaces as I-neighborhoods.*

The virtual trefoil is a virtual knot diagram obtained by virtualizing a single classical crossing in a trefoil diagram [8]. A virtual trefoil and its corresponding I-neighborhood are illustrated in Figure 9. We call this diagram

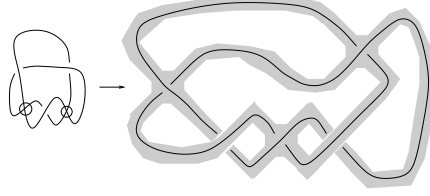


Figure 9: Virtual Trefoil and I-neighborhood

the virtual trefoil because it is structurally similar to a trefoil knot, and yet is quite distinct from the trefoil.

We now consider knot diagrams in closed, oriented, 2-dimensional surfaces. *Stable handle equivalence* consists of homeomorphisms of the surface plus the removal and addition of handles, of the form $S^1 \times I$, that do not intersect the knot. We remove a handle using a *cancellation curve* which is a simple closed curve in the surface that does not bound a disk in the surface and does not intersect the knot. To remove a handle, we cut the surface along a cancellation curve and glue in a disk along each boundary. It is possible that this process produces two separate surfaces. In the case of a virtual knot diagram, one of these surfaces will be empty (that is containing no link diagram). Reidemeister moves can also be performed on the diagram in the surface.

We may embed an I-neighborhood (with a knot immersed in the core) into a closed, orientable surface. Two embeddings of an I-neighborhood into two (possibly different) surfaces differ only by stable handle equivalence [3]. An I-neighborhood can be obtained from a diagram in a closed surface by taking a small neighborhood of the knot diagram in the surface. Therefore, there is a one to one correspondence between equivalence classes of virtual knot diagrams and decorated immersions of S^1 into a closed, oriented surface modulo the Reidemeister moves and stable handle equivalence.

We refer to a decorated immersion of S^1 into a closed, oriented surface as a *representation* of a virtual knot diagram.

In [13], Kuperberg demonstrates that a virtual knot diagram corresponds to a unique link in a minimal, orientable surface. The embedding type of the link in a surface is taken up to isotopy and homeomorphism. Kuperberg proved:

Theorem 3.1. *For a virtual knot diagram K there is a unique minimal surface in which an I-neighborhood of an equivalent diagram embeds and the*

embedding type of the surface is unique.

We immediately obtain the following corollary:

Corollary 3.2. *For a virtual knot diagram K , if the minimal surface has genus greater than zero then K is non-trivial and is not equivalent to a classical knot diagram.*

These statements taken alone do not provide an algorithm that determines if a surface is minimal or an algorithm that determines cancellation curves. However, such algorithms can be formulated using normal surface theory [14], [16]. Rather than using such algorithms, in this paper we use algebraic invariants of knots and links to determine minimality.

In the remainder of this section, we will introduce two methods that often determine if a given representation is a minimal surface. Note that we refer to a representation with a minimal surface as a *characterization*. We define the *virtual genus* of a virtual knot diagram to be the minimal genus of all the surfaces in which a virtual knot diagram can be embedded.

Remark 3.3. *To obtain a characterization from a representation it may be necessary to perform a sequence of handle cancellations and Reidemeister moves combined with non-trivial homeomorphisms of the surfaces.*

The new methods apply a generalization of the bracket polynomial to representations of virtual knot diagrams to determine if a surface is minimal. As a result of Corollary 3.2, these methods often determine if a virtual knot diagram is non-classical and non-trivial. One method uses homology classes and intersection numbers to determine non-triviality and the other method uses isotopy classes to determine non-triviality. Both methods utilize the bracket skein relation to produce states that consist of simple closed curves in the surface with coefficients in $\mathbb{Z}[A, A^{-1}]$ from a fixed representation. We make the following definitions.

For a fixed representation of a virtual knot diagram, we refer to the *surface-knot pair*, (F, K) , to indicate a specific choice of surface and embedding of the knot. A *surface-state pair*, (F, s) , is a collection of disjoint simple closed curves in the surface.

We obtain a surface-state pair (F, s) from (F, K) by assigning a smoothing type to each classical crossing in the surface.

Note that if (F, K) has n classical crossings we obtain 2^n surface-state pairs, denoted $\{(F, s_1), \dots, (F, s_{2^n})\}$, by assignment of smoothing type. We

denote the collection of all surface-state pairs as (F, S) . A surface state pair is analogous to a state of a classical knot diagram.

We consider a surface-state pair, (F, s) , in more detail. Each surface-state pair is a collection of disjoint simple closed curves on the surface F . For a fixed collection of disjoint sets of curves in the surface F we may study either isotopy classes of these curves (with or without homeomorphisms) or homology classes of curves.

We define the *surface bracket polynomial* of a representation (F, K) . Let \hat{K} be a virtual knot diagram and let (F, K) be a fixed representation of \hat{K} . The surface bracket polynomial of K is denoted as $\langle (F, K) \rangle$. Then:

$$\langle (F, K) \rangle = \sum_{(F, s(c)) \in (F, S)} \langle K | s(c) \rangle d^{|s(c)|} [s(c)]$$

where $\langle K | s(c) \rangle = A^{c(s)}$ and $c(s)$ is the number of type α smoothings minus the number of type β smoothings. $|s(c)|$ is the number of curves which bound a disk in the surface and $[s(c)]$ represents a formal sum of the disjoint curves that do not bound a disk in the surface-state pair $(F, s(c))$.

(Note that $[s(c)]$ may be regarded either as a formal sum of homology classes in the surface F or as a sum of isotopy classes in the surface F mod orientation preserving homeomorphisms of F .) We may also compute the surface bracket polynomial by applying the skein relation with the axiom: $\langle F, U \rangle = d = -A^2 - A^{-2}$ if U bounds a disk in F . In [15], Manturov introduces related polynomial invariants of knots in 2-surfaces.

Remark 3.4. *After collecting coefficients of equivalent (homologous or isotopic) surface-state pairs there may be fewer than 2^n surface-state pairs with non-zero coefficients.*

Remark 3.5. *The surface bracket polynomial is invariant under the Reidemeister II and III moves in a given surface.*

We focus on using the homology classes of the curves in the surface-state pairs to determine if a virtual knot diagram is non-trivial. Since F is a closed, orientable surface, we can write $F = T_1 \# T_2 \dots \# T_n$ where each T_i is a torus. The homology group, $H_1(F)$, is generated by $\{[m_1] \dots [m_n], [l_1] \dots [l_n]\}$ where $[m_i]$ and $[l_i]$ represent the homology class of the meridian and longitude of the torus T_i respectively. If γ is a curve in the surface-state pair (F, s) then either γ bounds a disk in F or γ is homologous to a curve of the form:

$$\sum_{i=1 \dots n} a_i [m_i] + b_i [l_i]$$

where a_i and b_i are relatively prime, or γ is homologically trivial.

The relationship between a cancellation curve, surface-knot pair and surface-state pairs is expressed in the following lemma.

Lemma 3.3. *Let C be a cancellation curve for a representation, (F, K) , of a virtual knot diagram, \hat{K} . Then C is a cancellation curve for every surface-state pair.*

Proof: Suppose that C is a cancellation curve for (F, K) , but C is not a cancellation curve for some surface-state pair (F, s) obtained from the (F, K) . This indicates that either C intersects a curve in the surface-state pair (F, s) or C bounds a disk in the surface F . We assumed that C was a cancellation curve for the representation, so C does not bound a disk in F . If the curve C intersects the state s then the curve C also intersects the original diagram K as a result of the skein relation shown in Figure 6. Hence, C is not a cancellation curve for this representation (F, K) , contradicting our original assumption. ■

We define the *intersection number* of two oriented curves, α and β , in a surface F to be the intersection number between the elements $[\alpha]$ and $[\beta]$ of the homology classes $H_1(F, \mathbb{Z})$. We will denote this as $[\alpha] \bullet [\beta]$. Recall from [1] that intersection number is the Poincare dual to the cup product, and that it can be calculated by placing the two curves transversely to each other and counting the sum of the oriented intersections of them.

We use intersection numbers to determine whether or not a cancellation curve C exists for a representation (F, K) of a virtual knot diagram \hat{K} . If no cancellation curves exist, then F is the minimal surface in which the virtual knot diagram, \hat{K} , can be immersed.

Theorem 3.4. *Let (F, K) be a representation of a virtual knot diagram with $F = T_1 \sharp T_2 \dots \sharp T_n$. Let*

$$\{(F, s_1), (F, s_2) \dots (F, s_m)\}$$

denote the collection of surface-state pairs obtained from (F, K) . Assign an arbitrary orientation to each curve in the surface-state pairs. Let $p : F \rightarrow T_k$ be the collapsing map, and let $p_ : H_1(F, \mathbb{Z}) \rightarrow H_1(T_k, \mathbb{Z})$ be the induced map on homology. If for each T_k there exist two states s_i and s_j with non-zero coefficients that contain curves (with arbitrarily assigned orientation) γ_i and γ_j respectively, such that $p_*[\gamma_i] \bullet p_*[\gamma_j] \neq 0$ then there is no cancellation curve for (F, K) .*

Proof: We initially assume that F is a torus, T . Note that $p : F \rightarrow T$ is the identity map in this case. Suppose (T, K) has a cancellation curve C . Let s_i and s_j be two states with non-zero coefficients that contain curves with non-zero intersection number in the torus T . The curve C is a cancellation curve and therefore does not intersect any curve in the two states, s_i or s_j . In the torus, each state consists of a collection of curves that are parallel copies of a simple closed curve with non-trivial homology class in $H_1(T, \mathbb{Z})$ and curves that bound a disk in the surface T after homotopy. If we arbitrarily assign an orientation to the non-trivial curves, the curves are either elements of the same homology class or cobound an annulus. Let $[m]$ and $[l]$ represent the homology classes containing the oriented meridian and longitude respectively so that $[m]$ and $[l]$ generate $H_1(T, \mathbb{Z})$. Recall that if $[\gamma] = a[m] + b[l]$ is a simple closed curve in T then a and b are relatively prime.

Let the state s_i contain γ_i , a simple closed curve that does not bound a disk. Then the homology class of $[\gamma_i]$ is given by the equation $[\gamma_i] = a_i[m] + b_i[l]$, where a_i and b_i are relatively prime. Let also the state s_j contain γ_j , a simple closed curve that does not bound a disk such that $[\gamma_j] = a_j[m] + b_j[l]$. By hypothesis, $[\gamma_i] \bullet [\gamma_j] \neq 0$, implying that the curves γ_i and γ_j are not elements of the same cohomology class and the curves do not cobound an annulus. Using homology classes, we compute that

$$[\gamma_i] \bullet [\gamma_j] = a_i b_j - b_i a_j.$$

The cancellation curve C is a simple closed curve that does not bound a disk in T . Let $[C] = g[m] + f[l]$ where g and f are relatively prime. We note that by Lemma 3.3, the curve C does not intersect the curve γ_i or the curve γ_j since C is a cancellation curve. We compute that

$$[\gamma_i] \bullet [C] = a_i f - g b_i = 0 \tag{2}$$

and

$$[\gamma_j] \bullet [C] = a_j f - g b_j = 0. \tag{3}$$

Note that

$$0 = a_i f - g b_i = a_j f - g b_j$$

and so

$$f(a_i - a_j) + g(b_j - b_i) = 0. \tag{4}$$

We will consider the following three possibilities: $f \neq 0$ and $g \neq 0$, $f = 0$, or $g = 0$.

If we assume that $f = 0$ then from 2 and 3 we obtain:

$$-gb_i = 0 \quad -gb_j = 0$$

and as a result $g = 0$ or $b_i = b_j = 0$. If $g = 0$ then C is not a cancellation curve because C bounds a disk in the torus. If $b_i = b_j = 0$ then this contradicts the fact that

$$[\gamma_i] \bullet [\gamma_j] \neq 0.$$

Thus $f = 0$ is not possible.

By the same argument, $g = 0$ is not possible.

Suppose that $f \neq 0$ and $g \neq 0$. Recall that g and f are relatively prime, so that if $f \neq 0$ and $g \neq 0$ then either $f = 1$ or $\frac{g}{f}$ is not an element of the integers. From 2 and 3 we obtain:

$$a_i = g \frac{b_i}{f} \quad a_j = g \frac{b_j}{f}$$

Note that g , a_i , and a_j are integers and the pairs (g, f) , (a_i, b_i) and (a_j, b_j) are relatively prime. This implies that $\frac{b_i}{f}$ and $\frac{b_j}{f}$ are integers. However, if $\frac{b_i}{f}$ is an integer w such that $w \neq \pm 1$ then $a_i = gw$ and $b_i = fw$. This contradicts the fact that the pair (a_i, b_i) was relatively prime. We obtain a similar result for the pair (a_j, b_j) . As a result, we determine that

$$\pm 1 = \frac{b_i}{f} = \frac{b_j}{f}.$$

Hence, $b_i = \pm f$ and $b_j = \pm f$. Correspondingly, $a_i = \pm g$ and $a_j = \pm g$. This contradicts the fact that $[\gamma_i] \bullet [\gamma_j] \neq 0$.

Therefore, C is not a cancellation curve for the torus T .

Let $F = T_1 \# T_2 \# \dots \# T_n$. Let C be a cancellation curve for the surface F . Let $[m_k]$ and $[l_k]$ represent the homology classes containing the meridian and longitude of the torus T_k respectively. Let $p_* H_1(F, \mathbb{Z}) \rightarrow H_1(T_k, \mathbb{Z})$. We note that $p_*([C]) = f[m_k] + g[l_k]$ with either $f \neq 0$ or $g \neq 0$ for some T_k . Otherwise $p_*[C]$ would bound a disk in each T_k . As a result, the curve C divides the surface F into two components, one of which contains the knot. If C bounds a disk, then C is not a cancellation curve. Hence C bounds a component containing some states s_i and s_j , contradicting the fact that C is a cancellation curve.

Let s_i and s_j be states such that $p_*[s_i]$ contains a curve γ_i and $p_*[s_j]$ contains a curve γ_j such $[\gamma_i] \bullet [\gamma_j] \neq 0$. Let $[\gamma_i] = a_i[m_k] + b_i[l_k]$ and let

$[\gamma_j] = a_j[m_k] + b_j[l_k]$ where the pairs (a_i, b_i) and (a_j, b_j) are relatively prime. Using the argument given previously, we eliminate the possibility that $f = 0$ or $g = 0$. We then consider the cases when $f \neq 0$ and $g \neq 0$. Using the same argument, we determine that

$$b_i = \pm f \text{ or } b_j = \pm f$$

and combined with 4 this indicates that $a_i = \pm g$ and $a_j = \pm g$, contradicting our assumption that $[\gamma_i] \bullet [\gamma_j] \neq 0$. The cancellation curve C was arbitrary and therefore F has no cancellation curves. ■

Remark 3.6. *We note that the condition of theorem corresponds to the existence of two non-trivial, non-isotopic curves in each torus component projected from the states of the representation (F, K) .*

Here is an alternate approach to the same problem. We wish to show that there is no cancelling curve for some knot K in a surface with genus g . Under such circumstances, no homeomorphism can remove K from a handle and allow handle cancellation. Thus one wants to show that any non-bounding curve in the surface must (up to isotopy and homeomorphisms of the surface) intersect K . Strong partial information can be obtained by looking at the collection of states of K . We can sometimes show that all non-bounding curves will intersect some of the states. That is, we wish to show that any non-bounding curve cannot be isotoped away from all the states, even when Dehn twists are allowed (as homeomorphisms of the surface). In order to do this, we need to consider the state curves in the surface and their images under Dehn twists.

We can often determine if a surface is minimal by constructing a $p \times 2n$ matrix. The columns of this matrix correspond to the $2n$ canonical curves (generated by the meridians and longitudes of the toroidal factors) on the surface of genus n . Each row in the matrix represents an isotopy class of a curve in the states with non-zero coefficients. The entry in a given row and column is the intersection number of these curves (mod 2). If the matrix has rank $2n$ then there are $2n$ linearly independent curves in the surface-states and no cancellation curve exists for the representation. However, if the matrix is not full rank then the null space indicates the possible existence of cancellation curves. In particular, elements of the null space represent possible cancellation curves. Using this fact, in some cases we can find cancellation curves on the surface. We will use these results in the rest of the paper.

4 Virtual Knot Diagrams with One Virtualized Crossing

Recall that a representation of a virtual knot diagram is minimal if no handles can be removed after a sequence of Reidemeister moves. In this section, we use the surface bracket polynomial to prove minimality for a class of virtual diagrams with one virtualized crossing. This enables us to show that many virtual knot diagrams are non-classical.

We consider the three knot diagrams as shown in Figure 10. The first diagram, labeled K is a classical knot diagram formed by one isolated classical crossing v and the classical tangle T . The second diagram, K_v is obtained from K by virtualizing the crossing v . The third diagram, K_s is obtained by switching the isolated crossing.

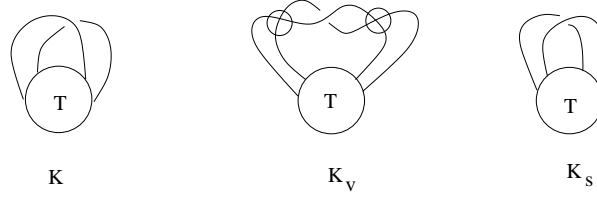


Figure 10: K , K_s and the virtualized diagram: K_v

We apply the skein relation to the tangle T and obtain the relation shown in Figure 11 where α and β are coefficients in $\mathbb{Z}[A, A^{-1}]$.

$$\left\langle \begin{array}{c} \text{---} \text{---} \text{---} \text{---} \\ \text{---} \text{---} \text{---} \text{---} \end{array} \text{---} \text{---} \text{---} \text{---} \right\rangle = \alpha \left\langle \begin{array}{c} \text{---} \text{---} \text{---} \text{---} \\ \text{---} \text{---} \text{---} \text{---} \end{array} \right\rangle + \beta \left\langle \begin{array}{c} \text{---} \text{---} \text{---} \text{---} \\ \text{---} \text{---} \text{---} \text{---} \end{array} \right\rangle$$

Figure 11: Skein Relation of Tangle T

Applying the bracket skein relation and the relation shown in Figure 11, we determine that:

$$\begin{aligned} \langle K \rangle &= -A^{-3}\alpha - A^3\beta \\ \langle K_s \rangle &= -A^3\alpha - A^{-3}\beta. \end{aligned} \tag{5}$$

We note that $\langle K_v \rangle = \langle K_s \rangle$, as explained in Section 2. Hence

$$\langle K_v \rangle = -A^3\alpha - A^{-3}\beta.$$

In particular, if K_s is an unknot and w is the writhe of K_s . Then $\langle K_s \rangle = (-A)^{-3w}$ and $V_K(t) = V_{K_s}(t) = 1$.

Lemma 4.1. *Let K be a classical knot or link, and let K_s and K_v be as in Figure 10. Let α and β be defined as in Figure 11. Then*

$$\begin{aligned}\langle K \rangle &= A^{-6}\langle K_s \rangle + (-A^3 + A^{-9})\beta \\ \alpha &= A^{-3}\langle K_s \rangle + A^{-6}\beta\end{aligned}$$

Proof: Using the second part of equation 5,

$$\langle K_s \rangle = -A^3\alpha - A^{-3}\beta.$$

Solving for α , we determine that:

$$\alpha = -A^{-3}\langle K_s \rangle + A^{-6}\beta.$$

Substitute into equation 5 and find:

$$\langle K \rangle = A^{-6}\langle K_s \rangle + (-A^3 + A^{-9})\beta$$

■

We introduce the following theorem.

Proposition 4.2. *Let K be a classical knot or link, and let K_s and K_v be as in Figure 10. Let α and β be defined as in Figure 11. Then $\langle K \rangle = ((-A)^3)^{\pm 2}\langle K_s \rangle$ if and only if $\alpha = 0$ or $\beta = 0$.*

Proof Suppose that $\langle K \rangle = ((-A)^3)^{\pm 2}\langle K_s \rangle$. We compute that:

$$\langle K \rangle = -A^{-3}\alpha - A^3\beta$$

and

$$\langle K_s \rangle = -A^3\alpha - A^{-3}\beta$$

where α and β are non-zero elements of $\mathbb{Z}[A, A^{-1}]$ as shown in Figure 11. As a result, we observe that:

$$\langle K \rangle = -A^{-3}\alpha - A^3\beta$$

and

$$A^{\pm 6}\langle K \rangle = -A^3\alpha - A^{-3}\beta$$

Now, taking +6 and -6 respectively, we find:

$$\begin{aligned}\langle K \rangle &= -A^{-3}\alpha - A^3\beta \text{ and} \\ \langle K \rangle &= -A^{-3}\alpha - A^{-9}\beta\end{aligned}$$

or

$$\begin{aligned}\langle K \rangle &= -A^{-3}\alpha - A^3\beta \text{ and} \\ \langle K \rangle &= -A^9\alpha - A^{-3}\beta\end{aligned}$$

These equations are contradictory unless either $\alpha = 0$ or $\beta = 0$. Suppose that $\alpha = 0$. Using the skein relation,

$$\begin{aligned}\langle K \rangle &= -A^3\beta \\ \text{and } \langle K_s \rangle &= -A^{-3}\beta\end{aligned}$$

Therefore, $\langle K \rangle = A^6\langle K_s \rangle$. We may perform a similar computation if $\beta = 0$ and determine that $\langle K \rangle = A^{-6}\langle K_s \rangle$. ■

Note that this proposition tells us that if K_s is an unknot or an unlink then K has the same bracket polynomial as an unknot or unlink if and only if $\alpha = 0$ or $\beta = 0$.

We consider a representation of the virtual knot diagram K_v as a knot or a link embedded in a torus F shown in Figure 12.

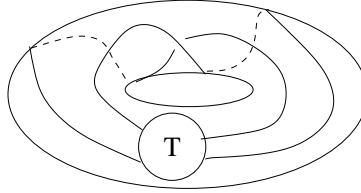


Figure 12: Representation: (F, K_v)

Theorem 4.3. *Let K be a classical knot or link diagram as in Figure 10 with associated links K_s and K_v . If α and β , as determined in Figure 11, are both non-zero then K_v is a non-classical and non-trivial virtual link.*

Proof: We obtain the two surface-state pairs (F, K_{v+}) and (F, K_{v-}) in Figure 13 from the skein relation.

Hence,

$$\langle (F, K_v) \rangle = A^{-1}\langle (F, K_{v+}) \rangle + A\langle (F, K_{v-}) \rangle$$

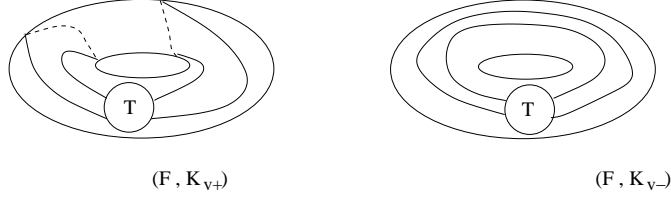


Figure 13: States in the Torus

$$\langle (F_1, K) \rangle =$$

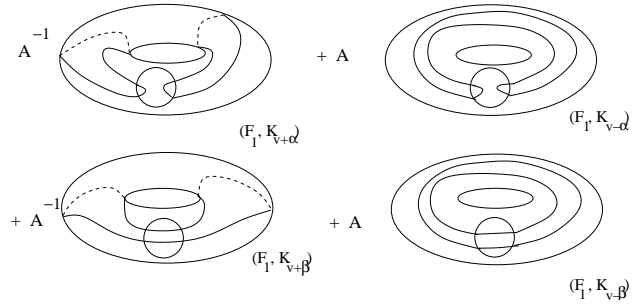


Figure 14: Surface-State Equation

Combining this expansion with that states from 13, we obtain the relation shown in Figure 14.

We note that

$$\begin{aligned} \langle (F, K_v) \rangle &= A^{-1}(\alpha \langle (F, K_{v+, \alpha}) \rangle + \beta \langle (F, K_{v+, \beta}) \rangle) \\ &\quad + A(\alpha \langle (F, K_{v-, \alpha}) \rangle + \beta \langle (F, K_{v-, \beta}) \rangle). \end{aligned} \quad (6)$$

Referring to Figure 14, we observe that the states $(F, K_{v-, \alpha})$ and $(F, K_{v+, \beta})$ both contain a single curve that bounds a disk in F . As a result equation 6 reduces to

$$\langle (F, K) \rangle = (A\alpha + A^{-1}\beta) + (A^{-1}\alpha \langle (F, K_{v+, \alpha}) \rangle + A\beta \langle (F, K_{v-, \beta}) \rangle). \quad (7)$$

Note that if both α and β are non-zero, the subspace of curves generated by the surface-states spans the space of curves in the torus. ■

We recall the following theorem from [21]:

Theorem 4.4 (V. F. R. Jones). *If K is a knot then $1 - V_K(t) = W_K(t)(1 - t)(1 - t^3)$ for some Laurent polynomial $W_K(t)$.*

Note that if $V_K(t)$ is a monomial then $V_K(t) = 1$. If $V_K(t)$ is a monomial, ($V_K(t) = t^n$), then $1 - t^n$ is divisible by $(1 - t)$ and $(1 - t^3)$ by Theorem 4.4. Hence, if K is a knot diagram and $\langle K \rangle = (-A)^n$ then $n = -3w$, where w is the writhe of K . We obtain the following corollary from this fact.

Corollary 4.5. *If K is a classical knot diagram with unknotting number one and non-unit Jones polynomial and K_s is the unknot then K_v is non-classical and non-trivial.*

Proof: Let K have writhe w then K_s is the unknot with writhe $w \pm 2$. We obtain: $\langle K_s \rangle = (-A)^{-3(w \pm 2)}$. By Corollary 4.2 $\alpha = 0$ or $\beta = 0$ if and only if $\langle K \rangle = (-A)^{-3w}$. Since $\langle K \rangle \neq (-A)^{-3w}$ then $\alpha \neq 0$ and $\beta \neq 0$. This indicates that the given representation of K_v has no cancellation curves. The virtual genus of K_v is one, indicating that K_v is non-classical and non-trivial. ■

Remark 4.1. *Note that Corollary 4.5 does not eliminate the possibility that there exists a non-trivial classical knot diagram K where both K and K_s have unit Jones polynomial, but K_v is not detected by the surface bracket polynomial.*

In [19], the following theorem is obtained from an analysis of the fundamental group.

Theorem 4.6 (Silver-Williams). *Let K be a non-trivial classical knot diagram, and v is a classical crossing. If K_v is the virtual knot diagram obtained by virtualizing v in K then K_v is non-classical and non-trivial.*

If K is a non-trivial classical knot with $V_K(t) = 1$ and $V_{K_s}(t) = 1$ then the surface bracket polynomial would not detect K_v even though the virtual genus is one via Theorem 4.6.

We may generalize our procedure to demonstrate that a larger class of virtual knot diagrams is non-trivial and non-classical. Construct a virtual knot diagram from two classical tangles, T and S as shown in Figure 15. The same arguments prove that if the tangles are expanded as shown in Figure 11 and the coefficients, α and β , are non-zero for both tangles then the virtual knot diagram has virtual genus one, *whence the virtual knot diagram is non-classical and non-trivial.*

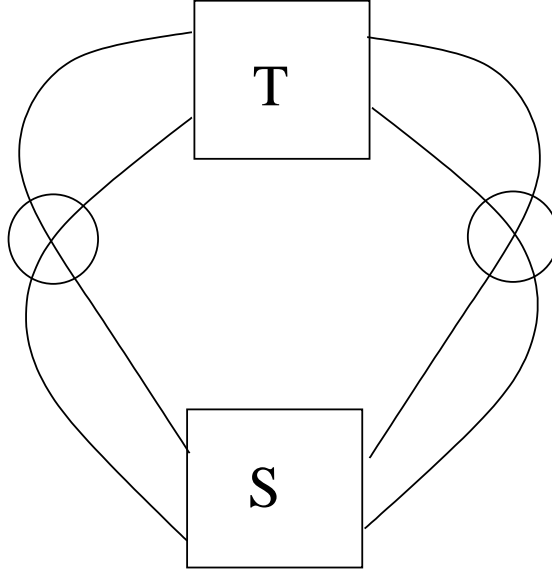


Figure 15: Classical knot diagram constructed from two tangles

Undetectable Examples

Given the tangle shown in Figure 16, we use the method given at the beginning of this section to construct a link diagram by taking a tangle sum with a single crossing. The link constructed from this tangle is shown in Figure 17. This link, L and the corresponding link L_s with a switched crossing have the property that both L and L_s have the same Jones polynomial as an unlink of two components. These link diagrams were constructed using the methods of [17].

For this link L , we note that L_v is not detected by the surface bracket polynomial since by Corollary 4.2, $\alpha = 0$. We thank Alexander Stoimenow for pointing out the usefulness of [17].

Remark 4.2. *We briefly comment on the case of a virtual knot diagram with a single virtual crossing and a classical tangle T . Let K be such a virtual knot diagram. A schematic representation of this virtual knot diagram (F, K) is shown in Figure 18. Let $[m]$ and $[l]$ represent the meridian and longitude of*

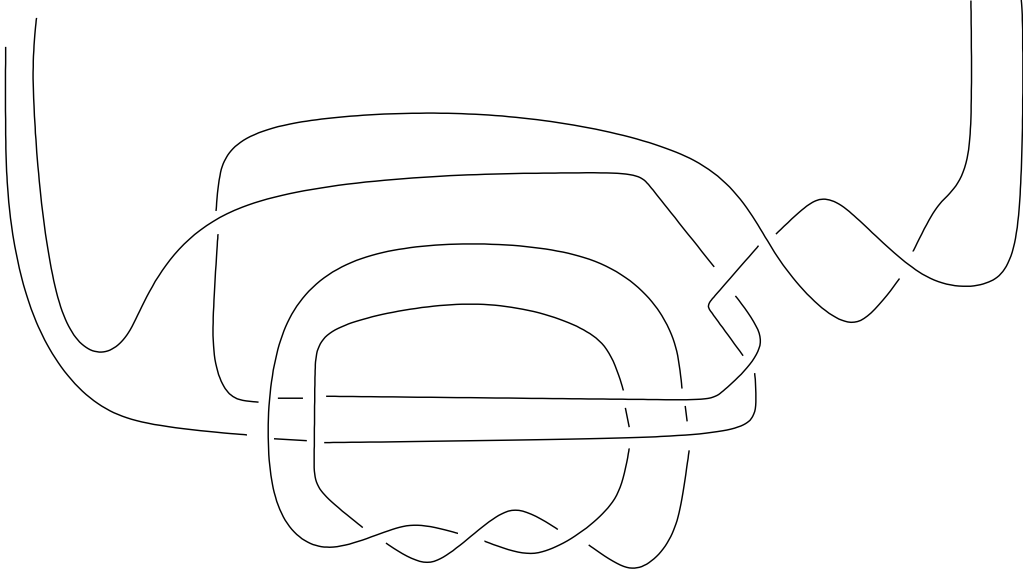


Figure 16: A tangle T_L resulting in a link

the torus F . If we expand the tangle T as illustrated in Figure 11, we obtain:

$$\langle K \rangle = \alpha + \beta$$

and

$$\langle (F, K) \rangle = \alpha \langle (F, [m]) \rangle + \beta \langle (F, [m + 2l]) \rangle$$

Note that if $\alpha \neq 0$ and $\beta \neq 0$ then K is non-classical and non-trivial. If $\alpha = 0$ or $\beta = 0$ then no decision can be made. In particular, we can construct a virtual link diagram with a single virtual crossing using the tangle shown in Figure 16. This link is not detected by the surface bracket polynomial.

5 Other Virtual Knot Diagrams

We study other virtual knot diagrams and determine if these diagrams are non-classical and hence non-trivial using this technique.

Kishino's knot is illustrated in Figure 19.

This knot has a trivial fundamental group and bracket polynomial. This knot was determined to be non-trivial by the 3-strand bracket polynomial [11] and the quaternionic biquandle [2]. Both of these methods involve intensive and difficult computation. The methods introduced in this paper

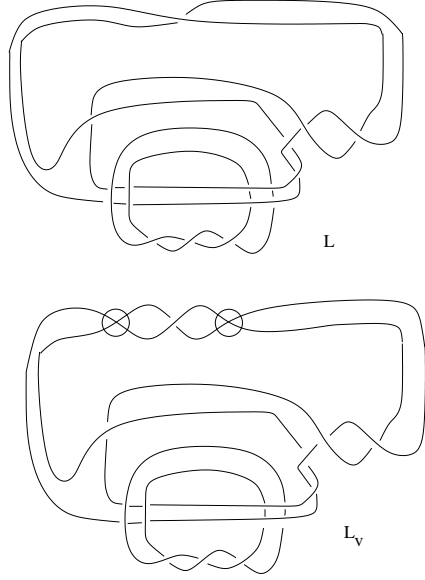


Figure 17: Link Diagrams: L and L_v

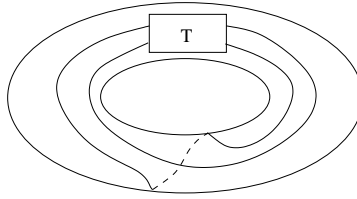


Figure 18: Representation of virtual knot diagram with 1 virtual crossing

demonstrate that Kishino's knot is non-classical and non-trivial and that the virtual genus of Kishino's knot is greater than zero. Recall the definition of virtual genus as given before Remark 3.3.

Theorem 5.1. *The virtual genus of Kishino's knot is two.*

Corollary 5.2. *Kishino's knot is non-trivial and non-classical.*

Proof: We show a genus two representation of Kishino's knot in Figure 20.

Note that Kishino's knot has 4 crossings. By application of the bracket polynomial, we obtain 16 surface-states from this representation.

We illustrate the 16 surface states in the following Figures.

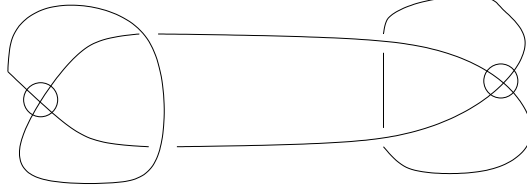


Figure 19: Kishino's Knot

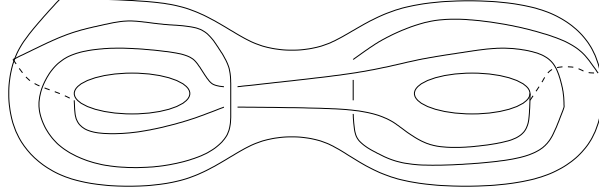


Figure 20: Genus Two Representation of Kishino's Knot

We will denote state i as s_i and the coefficients as c_i .

$$c_1 = 1 \quad c_2 = A^4 \quad c_3 = A^2 \quad c_4 = A^2 \quad (8)$$

$$c_5 = A^{-2} \quad c_6 = 1 \quad c_7 = 1 \quad c_8 = A^2 \quad (9)$$

$$c_9 = A^{-2} \quad c_{10} = 1 \quad c_{11} = 1 \quad c_{12} = A^2 \quad (10)$$

$$c_{13} = A^{-4} \quad c_{14} = A^{-2} \quad c_{15} = A^{-2} \quad c_{16} = 1 \quad (11)$$

We combine states with isotopy curves and obtain the following formula for the surface bracket polynomial.

$$\begin{aligned} & (F, s_1) + A^4(F, s_2) + (A^2 + A^{-2})(F, s_3) + A^2(F, s_4) \\ & + A^{-2}(F, s_5) + (F, s_6) + (F, s_7) + A^2(F, s_8) \\ & + (F, s_{10}) + A^{-4}(F, s_{13}) + A^{-2}(F, s_{14}) + (F, s_{16}) \end{aligned}$$

Note that the states s_3, s_{10} , and s_{14} modulo 2 span the entire space of homology classes of curves in the connected sum of two tori. The fact that these curves span the homology group is invariant under isotopy of the knot in the surface and invariant under homeomorphisms of the surface. Hence, Kishino's knot is not equivalent to a knot that admits a cancellation curve. Therefore, the virtual genus of Kishino's knot is two. ■

We consider a slight modification of Kishino's knot, as illustrated in Figure 25.

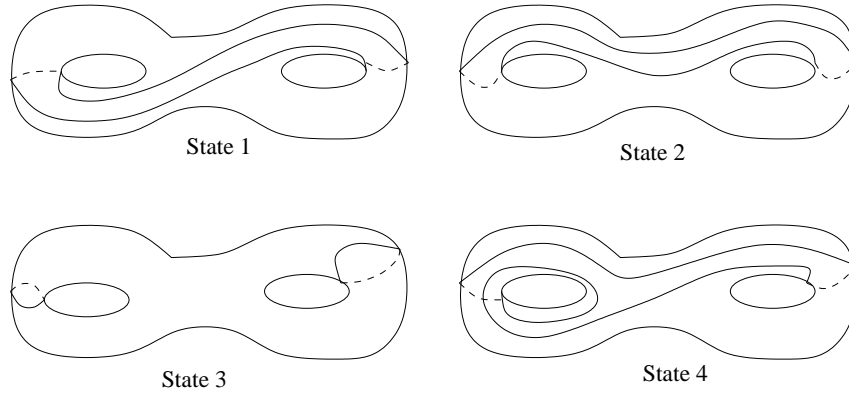


Figure 21: States of Kishino's Knot, 1-4

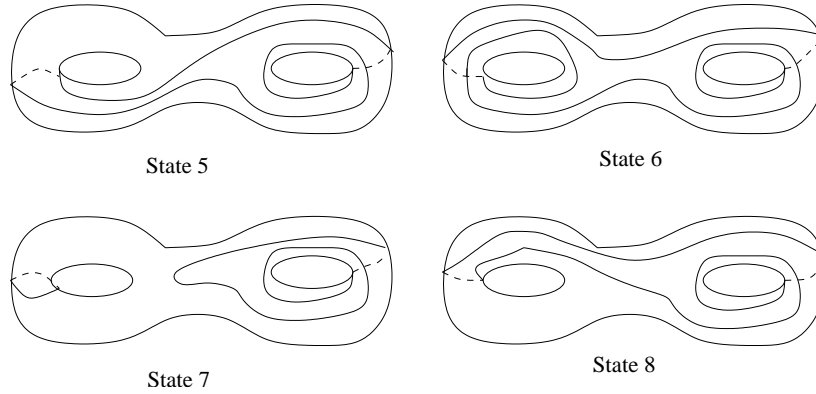


Figure 22: States of Kishino's Knot, 5-8

This virtual knot diagram is undetected by the fundamental group and the 1-strand and 2-strand bracket polynomial [4]. The knot has 6 classical crossings, and expands into 32 states. We may represent this virtual knot diagram as a knot diagram on the connected sum of two tori, and compute the expanded states and coefficients in each torus. This process forces us to conclude that there are no cancellation curves in this surface. As a result we obtain:

Proposition 5.3. *The modified Kishino's knot is non-trivial and non-classical.*

Proof: Use the method given in the previous proof. Compute the surface bracket polynomial and compare the rank of the equivalence classes of curves in states with non-zero coefficients. ■

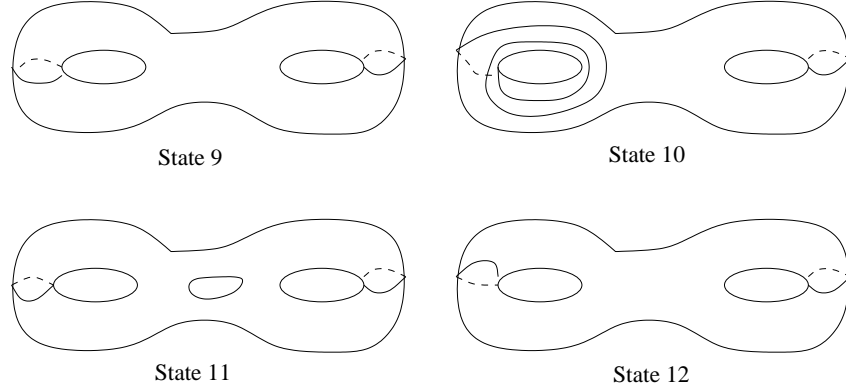


Figure 23: States of Kishino's Knot, 9-12

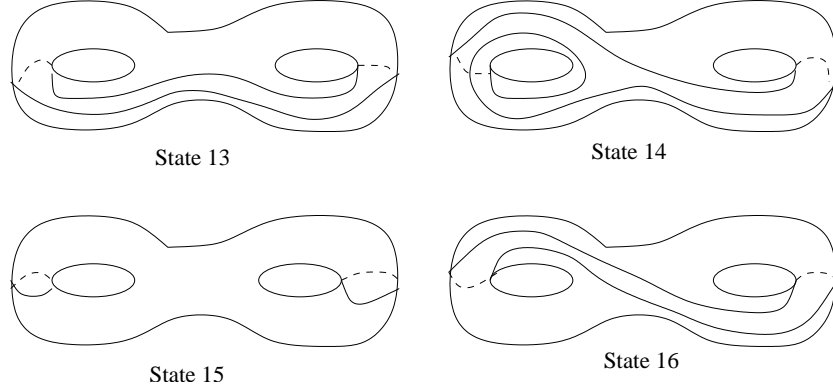


Figure 24: States of Kishino's Knot, 12-16

We consider a further modification of this virtual knot diagram, as shown in Figure 26.

Theorem 5.4. *The virtual knot diagram shown in Figure 26 is non-trivial and non-classical.*

In fact, this diagram is part of an infinite class of knots that is not detected by the bracket polynomial. We will prove that the members of the infinite class are detected by the surface bracket polynomial. This includes the case of Theorem 5.4.

Theorem 5.5. *There is an infinite family of non-trivial virtual knot diagrams obtained by modifying Kishino's knot. These virtual knot diagrams*

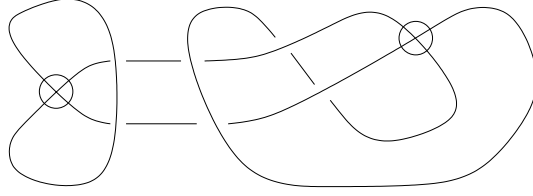


Figure 25: Modified Kishino's Knot

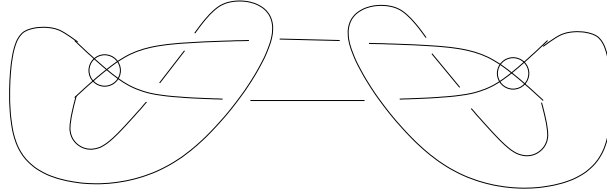


Figure 26: New Knot

are not detected by the bracket polynomial but are detected by the surface bracket polynomial. A schematic diagram of this family is shown in Figure 27.

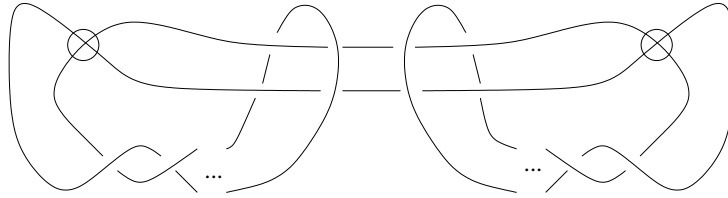


Figure 27: Schematic of the Family

Proof: We denote the members of this family as P_n , where n denotes the number of inserted twists. As a result, P_0 refers to the diagram shown in Figure 26. By applying the surface bracket polynomial to the knot shown in Figure 26, we obtain the following states with non-zero coefficients. These states are sufficient to ensure that no cancellation curves exist in the surface. Hence, the virtual genus of this diagram is two. We expand the diagram P_n to obtain the state sum illustrated in Figure 29 using the skein. A lengthy calculation shows that the coefficients c_1, c_2, c_3 and c_4 are non-zero. The states shown in Figure 28 are obtained by expanding the state with coefficient c_1 from Figure 29. The expansion of the states coefficients c_2, c_3 and c_4 does

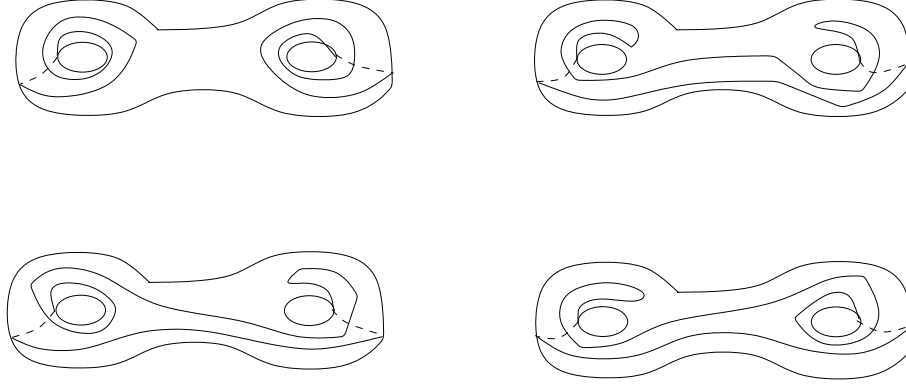


Figure 28: States of the New Knot shown in Figure 26

not involve these states. Consequently, the states shown in Figure 28 are not cancelled and have non-zero coefficients in the final state sum. These states are sufficient to ensure that no cancellation curves exist. Hence, these virtual knot diagrams have virtual genus two. As a result, they are non-trivial and non-classical. ■

The knot diagram in 26 is not detected by the 1 and 2-strand bracket polynomial, but it is detected by the 3-strand bracket polynomial. However it is simpler to apply to bracket polynomial a genus 2 representation of this knot. We do not know if the other members of the infinite family are detected by the 3-strand bracket polynomial. These computations are extremely complex, and we are currently unable to complete the calculations on a computer.

For a virtual knot diagram with n classical crossings, the 3-strand bracket polynomial has complexity of order 2^{9n} . These computations are considered in depth in [4].

Remark 5.1. *We conjecture that the 3-strand bracket polynomial detects virtual knot diagrams. The states of the 3-strand bracket polynomial may reflect the geometry of the minimal surface.*

Remark 5.2. *Kodakami's work on the detection of virtual knot diagrams is closely related to this approach [12]. We note that his approach works for diagrams that are non-trivial in the flat category. The flat versions of the virtual knot diagrams in Figure 27 and in Figure 25 are trivial, indicating that Kodakami's method would not detect these knots.*

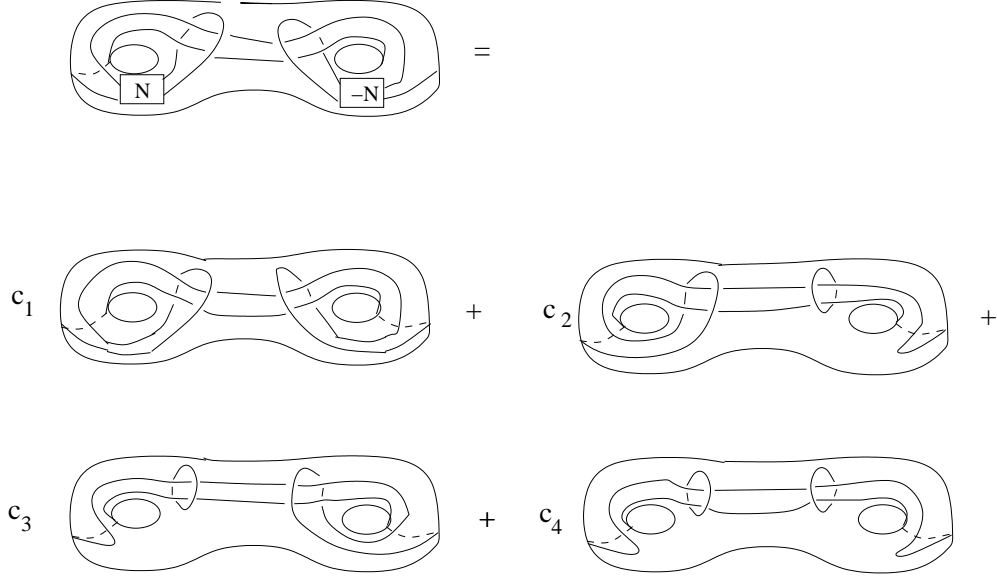


Figure 29: Partial State Expansion

6 Conclusion

We conclude this paper by considering the following class of virtual knot diagrams. Let K be a classical knot diagram, consisting of a classical 4-4 tangle T , occuring in an annulus, and two isolated crossings. The isolated crossings are chosen so the knot K_s with the isolated crossings switched in the unknot. Let K_v denote the modified diagram produced by virtualizing the isolated crossings. These Figures are illustrated in Figure 30. Note that the genus of the characterization of K_v is bounded above by genus 2.

We apply our new method to a virtual knot diagram constructed by applying two virtualizations. Observe that in some cases it is possible to determine that a virtual knot diagram is non-classical and non-trivial without a full expansion of the bracket polynomial.

The equivalence classes of states that arise from application of the bracket polynomial to 4-4 tangle in an annulus have not been determined. As a result we restrict our attention to a modification of K . The knot K' is obtained by applying a sequence of Reidemeister moves to the classical knot diagram K . The diagram K' consists of a classical 4-4 tangle T' , contained in a disk, and two isolated crossings. We construct K'_v and K'_s as before. The diagrams K' ,

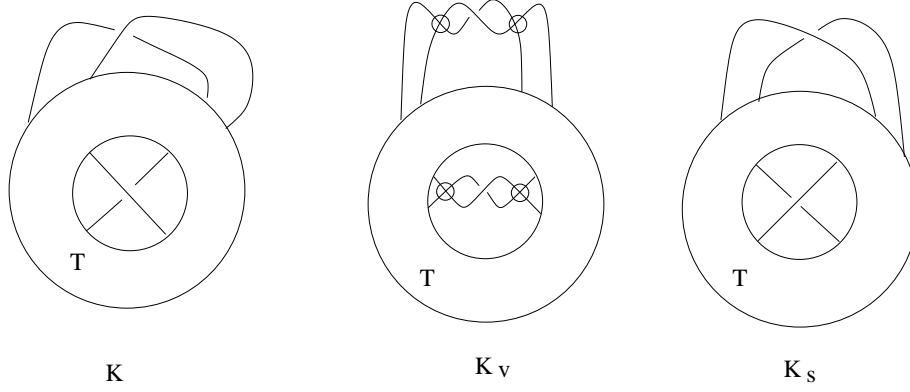


Figure 30: K , K_v , and K_s

K'_v and K'_s are illustrated in Figure 31.

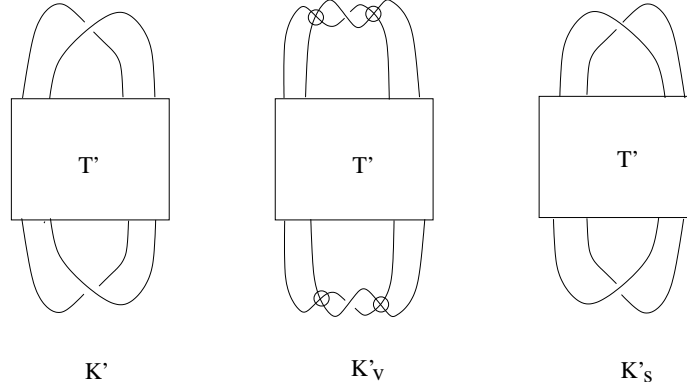


Figure 31: K' , K'_v , and K'_s

The diagrams K and K' are equivalent, but two virtual diagrams K_v and K'_v are not necessarily virtually equivalent. The diagrams K_s and K'_s are both unknots. We consider the bracket polynomial:

$$\begin{aligned}\langle K \rangle &= (-A)^{3n} \langle K' \rangle \\ \langle K_s \rangle &= (-A)^{3n} \langle K'_s \rangle \\ \langle K_s \rangle &= \langle K_v \rangle \\ \langle K'_s \rangle &= \langle K'_v \rangle\end{aligned}$$

where n reflects the number of Reidemeister I moves.

Expanding the tangle T' using the skein relation, we obtain a linear combination of the twelve elements of the 4th Temperly-Lieb algebra [9] with coefficients in $\mathbb{Z}[A, A^{-1}]$. The twelve elements of the 4th Temperly-Lieb algebra are shown in Figure 32.

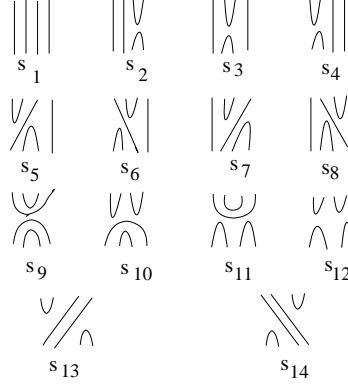


Figure 32: Generators of the 4th Temperly-Lieb Algebra

We will refer to the labels assigned to each state later in this section. We consider a representation of K'_v in the connected sum of two tori. Applying the skein relation to the isolated crossings, we obtain an equation with four states. This equation is illustrated in Figure 33.

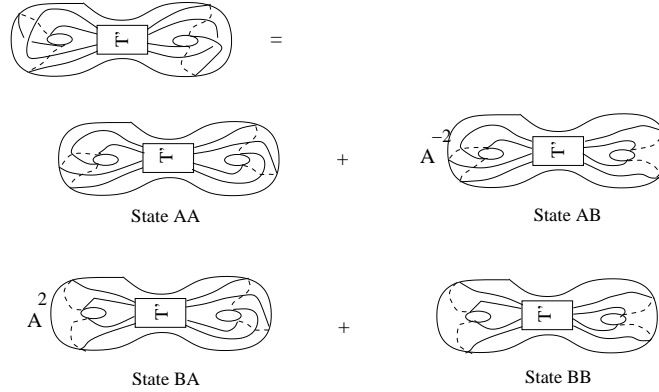


Figure 33: Expansion of a Representation of K'_v

For some virtual knot diagrams it is possible to determine (or bound) the virtual genus of the representation without a full expansion of T' .

We introduce an example constructed from a classical knot diagram with unknotting number two.

Theorem 6.1. *The classical knot diagram K' with unknotting number 2, as shown in Figure 34. The diagram K has an associated virtualized diagram K'_v constructed as above. The virtual knot diagram K'_v has virtual genus two.*




Figure 34: Knot K with Unknotting Number 2

Proof: We decompose K into two isolated crossings and a classical 4-4 tangle T' , illustrated in Figure 35.

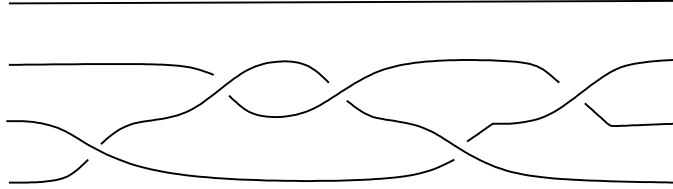


Figure 35: The tangle T'

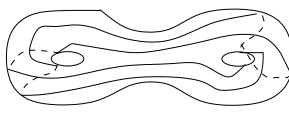
In Figure 32 we list the states obtained from a bracket expansion of a 4-4 tangle. These states correspond to the generators of the 4th Temperley-Lieb algebra. The states and coefficients obtained from the bracket expansion of T' are:

$$A^{-1}s_1 + (A^9 - 2A^5 + 2A)s_3 + (-A + 2A^{-3} - A^{-7})s_4 \\ + (A^7 - 2A^3 + 2A^{-1} - A^{-5})s_5 + (-A^3 + A^{-1})s_6$$

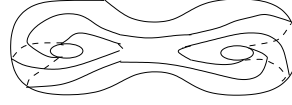
Inserting this expansion into the relation obtained from the skein relation, as shown in Figure 33, we have the following non-zero states shown in Figure 36.

These states are sufficient to prevent the presence of any cancellation curves. ■

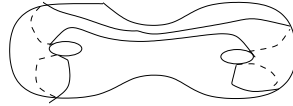
In conclusion, we hope to consider the following questions.



State AA with $S_1 [m+l+m'+l']$



State AA with $S_3 [m+l], [m'+l'], [m+l+m'+l']$



State BB with $S_2 [m], [m'], [m+m']$

Figure 36: Non-Zero States

- Expand these results to the general case when the 4-4 tangle occurs in an annulus. This involves considering the Temperley-Lieb algebra in an annulus [20].
- Generalize these results for a virtual knot with n virtualizations.
- Can these algebraic techniques can be generalized to allow us to determine the virtual genus of any virtual knot diagram.

References

- [1] Glen E. Bredon, *Topology and Geometry*, Graduate Texts in Mathematics, Springer-Verlag, 1997
- [2] Andrew Bartholomew and Roger Fenn, *Quaternionic Invariants of Virtual Knots and Links*, Preprint
- [3] J. Scott Carter, Seiichi Kamada, and Masahico Saito, *Stable equivalence of knots on surfaces and virtual knot cobordisms*, *Knots 2000 Korea, Vol. 1 (Yongpyong)*, *Journal of Knot Theory and its Ramifications* Vol. 11, No. 3, p. 311-332, 2002
- [4] H. A. Dye, *Virtual Knots undetected by 1 and 2-strand Bracket Polynomials*, Preprint, [www.arxiv.org, math.GT/0402308](http://www.arxiv.org/math.GT/0402308)
- [5] Morris W. Hirsch, *Differential Topology*, Springer-Verlag, Graduate Texts in Mathematics, 1997

- [6] Naoko Kamada and Seiichi Kamada, Abstract link diagrams and virtual Knots, *Journal of Knot Theory and its Ramifications*, Vol. 9 No. 1, p. 93-109, World Sci. Publishing, 2000
- [7] Louis H. Kauffman, Detecting Virtual Knots, *Atti del Seminario Matematico e Fisico dell'Universite di Modena*, Vol. 49, suppl., p. 241-282, Univ. Modena, 2001
- [8] Louis H. Kauffman, Virtual Knot Theory, *European Journal of Combinatorics*, Vol. 20, No. 7, p. 663-690, Academic Press, 1999
- [9] Louis H. Kauffman and Sostenes L. Lins, Temperley-Lieb Recoupling Theory and Invariants of 3-Manifolds, *Annals of Mathematics Studies*, Princeton University Press, 1994
- [10] Louis H. Kauffman and Vassily Olegovich Manturov, Virtual Biquandles, Preprint, www.arxiv.org, math.GT/0411243
- [11] Toshimasa Kishino and Shin Satoh, A note on classical knot polynomials, *Journal of Knot Theory and its Ramifications*, Vol 13, No. 7, p. 845-856, 2004
- [12] Teruhisa Kadokami, Detecting non-triviality of virtual links, *Algebraic and Geometric Topology*, 2003, No. 3, p. 587-591
- [13] Greg Kuperberg, What is a Virtual Link?, *Journal of Knot Theory and its Ramifications*, Vol. 12, No. 6, p. 781-803, 2003
- [14] Greg Kuperberg, private conversation
- [15] Vassily O. Manturov, Kauffman-Like Polynomial and Curves in 2-Surfaces *Journal of Knot Theory and its Ramifications*, Vol. 12, No. 8, p. 1131-1144, 2003
- [16] Sergei Matveev, *Algorithmic Topology and Classification of 3-Manifolds*, Springer-Verlag, 2003
- [17] Shalom Eliahou, Louis H. Kauffman, Morwen Thistlethwaite Infinite families of links with trivial Jones polynomial, *Topology*, Vol. 42, No. 1, p. 155-169 (2003)
- [18] V. V. Paraslov and A. B. Sossinsky, *Knots, Links, Braids and 3-Manifolds; An Introduction to New Invariants in Low-Dimensional Topology*, American Mathematical Society, *Translations of Mathematical Monographs*, 1996
- [19] Daniel Silver and Susan Williams, On a Class of Virtual Knots with Unit Jones Polynomial, *Journal of Knot Theory and its Ramifications*, Vol. 13, No. 3, p. 367-371, 2004

- [20] Vaughan F. R. Jones, The annular structure of subfactors, Essays on geometry and related topics, Vol. 1, 2, No. 38 of Monogr. Enseign. Math., p. 401-463, Enseignement Math., Geneva, 2001.
- [21] Vaughan F. R. Jones, Hecke Algebra Representations of Braid Groups and Link Polynomials, The Annals of Mathematics, second Series, Vol. 126, Issue 2 (Sep., 1987), p. 335-388