

# Counting Triangulations of Configurations

Roland Bacher

February 3, 2019

## 1 Introduction

Calculating the number of Euclidean triangulations of a convex polygon  $P$  with vertices in a finite subset  $\mathcal{C} \subset \mathbf{R}^2$  containing all vertices of  $P$  seems to be difficult and has attracted some interest, both from an algorithmic and a theoretical point of view, see for instance [1], [2], [3], [4], [5], [7], [9], [10], [11].

The aim of this paper is to describe a class of configurations, *convex near-gons*, for which this problem can sometimes be solved in a satisfactory way. Loosely speaking, a convex near-gon is an infinitesimal perturbation of a *weighted convex polygon*, a convex polygon with edges subdivided by additional points according to weights. Our main result shows that the triangulation polynomial enumerating all triangulations of a convex near-polygon is defined in a straightforward way in terms of edge-polynomials associated to the “perturbed” edges of the convex near-gone. These polynomials are difficult to compute in general except in a few special cases. We present a few algorithms related to them. One of these algorithms yields also a general purpose algorithm (unfortunately of exponential complexity), for computing arbitrary triangulation polynomials. This algorithm, based on a transfer matrix, is fairly simple and it would surely be interesting to compare its performance with existing algorithms, like for instance the algorithm described in [1].

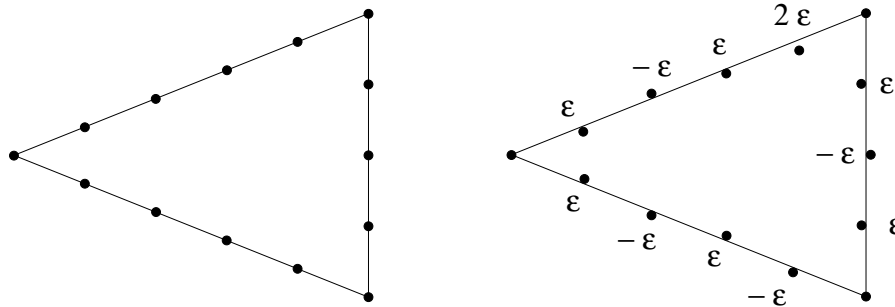


Figure 1: A weighted triangle and an associated generic perturbation

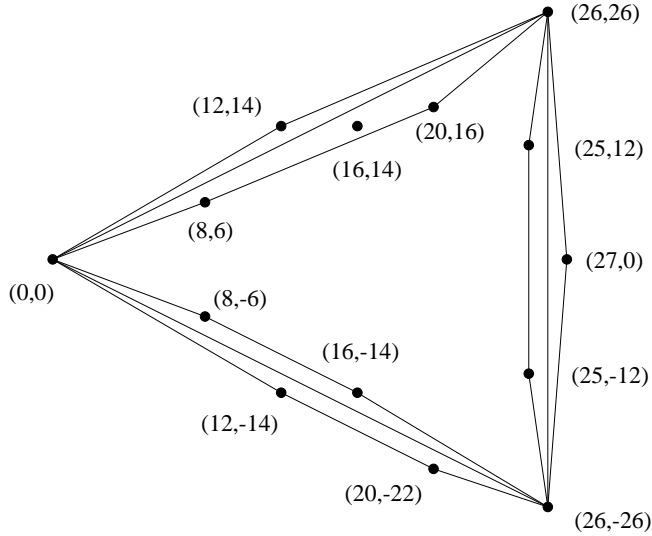


Figure 2: An integral representant of a convex near-polygon

Figure 1 represents a weighted convex triangle and an infinitesimal generic perturbation of it. Figure 2 shows an integral realisation isotopic to this infinitesimal perturbation.

The complete triangulation polynomial of the weighted triangle  $\Delta$  depicted on the left side of Figure 1 equals

$$901 s^{14} + 4825 s^{13} + 11734 s^{12} + 17130 s^{11} + 16710 s^{10} + 11466 s^9 + 5670 s^8 + 2034 s^7 + 525 s^6 + 95 s^5 + 11 s^4 + s^3$$

showing that there are for instance 17130 triangulations of  $\Delta$  using 11 vertices among the 14 vertices of  $\Delta$ .

This paper contains all details (except for some straightforward calculations involving polynomials where computers exceed human possibilities by orders of magnitudes) needed for computing the complete triangulation polynomial

$$194939 s^{14} + 338669 s^{13} + 263615 s^{12} + 119944 s^{11} + 34773 s^{10} + 6522 s^9 + 748 s^8 + 42 s^7$$

of the near-triangle represented in Figure 2.

In the sequel of this paper, we recall first a few generalities concerning finite configurations of  $\mathbf{R}^2$ .

We define then weighed convex polygons and give a formula for their complete (and maximal) triangulation polynomial in terms of their weights.

After introducing convex near-gons, near-edges and edge-polynomials we state the main result of this paper expressing the complete triangulation polynomial of a convex near-polygon in terms of the edge-polynomials of its edges.

We list then a few useful facts and give some data concerning edge-polynomials.

Finally, we describe a transfer-matrix approach for computing edge-polynomials (and/or solving enumerative problems concerning triangulations).

We close this introduction by describing the following notation, suggested by the fact that polynomials and formal power series are each other's dual.

**Notations.** Given a polynomial  $p(x) = \sum_{i=0}^d \alpha_i x^i \in \mathbf{R}[x]$  and a formal power series  $s(x) = \sum_{i=0}^{\infty} \beta_i x^i \in \mathbf{R}[[x]]$  (over any commutative field or ring  $\mathbf{R}$ ) we denote by

$$\langle p, s \rangle_x = \langle p(x), s(x) \rangle_x = \sum_{i=0}^d \alpha_i \beta_i$$

the obvious linear pairing.

This notation makes sense for polynomials and formal power series over several variables and we have

$$\langle p, s \, t \rangle_{x,y} = \langle \langle p, s \rangle_x, t \rangle_y = \langle \langle p, t \rangle_y, s \rangle_x$$

for a polynomial  $p \in \mathbf{R}[x, y]$  and formal power series  $s \in \mathbf{R}[[x]]$ ,  $t \in \mathbf{R}[[y]]$ .

Throughout the paper,  $p_n$  denotes always the polynomial

$$p_n = \sum_{k=0}^{\lfloor n/2 \rfloor} (-1)^k \binom{n-k}{k} t^{n-k} \in \mathbf{Z}[t]$$

and  $C_n = \binom{2n}{n} / (n+1)$  stands for the  $n$ -th Catalan number.

## 2 Configurations

A *configuration* of the oriented plane  $\mathbf{R}^2$  is a finite set  $\mathcal{C} = \{P_1, \dots, P_n\} \subset \mathbf{R}^2$  of  $n$  distinct points. Two configurations  $\mathcal{C} = \{P_1, \dots, P_n\}$  and  $\mathcal{C}' = \{P'_1, \dots, P'_n\}$  of  $n$  points are (*combinatorially*) *equivalent* or *isomorphic* if there exists a bijection  $\varphi : \mathcal{C} \rightarrow \mathcal{C}'$  such that

$$\text{sign}(\det(P_j - P_i, P_k - P_i)) = \text{sign}(\det(\varphi(P_j) - \varphi(P_i), \varphi(P_k) - \varphi(P_i)))$$

where

$$\text{sign}(x) = \begin{cases} 1 & \text{if } x > 0 \\ 0 & \text{if } x = 0 \\ -1 & \text{if } x < 0 \end{cases} .$$

Two configurations  $\mathcal{C} = \{P_1, \dots, P_n\}$  and  $\mathcal{C}' = \{P'_1, \dots, P'_n\}$  of  $n$  points are *isotopic* if there exists a continuous path  $t \mapsto \mathcal{C}(t) \in (\mathbf{R}^2)^n$  of equivalent configurations such that  $\mathcal{C}(-1) = \mathcal{C}$  and  $\mathcal{C}(1) = \mathcal{C}'$ . Isotopic configurations are equivalent.

A configuration  $\mathcal{C} \subset \mathbf{R}^2$  is *generic* if three distinct points of  $\mathcal{C}$  are never collinear.

Given a configuration  $\mathcal{C}$ , we denote by  $\text{Conv}(\mathcal{C}) \subset \mathbf{R}^2$  its convex hull. An element  $P \in \mathcal{C}$  is *extremal* if  $\text{Conv}(\mathcal{C} \setminus \{P\}) \neq \text{Conv}(\mathcal{C})$ . We denote by  $\text{Extr}(\mathcal{C}) \subset \mathcal{C}$  the subset of extremal vertices. They are the vertices of the convex polygone  $\text{Conv}(\mathcal{C})$ .

A *triangulation* of a finite configuration  $\mathcal{C}$  is a finite set  $\mathcal{T} = \{\Delta_1, \dots, \Delta_k\}$  of Euclidean triangles with vertices in  $\mathcal{C}$  such that  $\text{Conv}(\mathcal{C}) = \cup_{\Delta_i \in \mathcal{T}} \Delta_i$  and  $\Delta_i \cap \Delta_j$  is either empty, a common vertex or a common edge of two distinct triangles  $\Delta_i, \Delta_j \in \mathcal{T}$ .

The *complete triangulation polynomial*  $\bar{p}(\mathcal{C})$  is the polynomial  $\bar{p}(\mathcal{C}) = \sum \tau_k(\mathcal{C}) s^k \in \mathbf{Z}[s]$  whose coefficient  $\tau_k(\mathcal{C})$  equals the number of triangulations of  $\text{Conv}(\mathcal{C})$  using exactly  $k$  vertices of  $\mathcal{C}$ . The number of *maximal triangulations* using all vertices of  $\mathcal{C}$  is given by the leading coefficient of  $\bar{p}(\mathcal{C})$ . The lowest non-zero coefficient of  $\bar{p}(\mathcal{C})$  is the  $(m - 2)$ -th Catalan number  $C_{m-2} = \binom{2(m-2)}{m-2} / (m-1)$  where  $m = \#(\text{Conv}(\mathcal{C}))$ , see for instance Exercice 6.19 of [13]. It is easy to check that the complete triangulation polynomial  $\bar{p}(\mathcal{C})$  depends only of the equivalence class of a finite configuration  $\mathcal{C}$ .

**Remark 2.1** *One can also consider the triangulation polynomial defined by*

$$\sum_{k_0, k_1} \tau_{k_0, k_1}(\mathcal{C}) s_0^{k_0} s_1^{k_1}$$

*counting the number of triangulations using  $k_0$  vertices and  $k_1$  edges. The number  $k_2$  of triangles can then be recovered using the Euler characteristic  $k_0 - k_1 + k_2 = 1$  of a point in  $\mathbf{R}^2$ . This more general polynomial yields the same information as the complete polynomial considered above except if the boundary  $\partial(\text{Conv}(\mathcal{C}))$  contains points of  $\mathcal{C}$  which are not extremal. Most of the results and algorithms of this paper can easily be modified in order to deal with this more general polynomial. For clarity and concision we stick to the simpler version  $\bar{p}(\mathcal{C})$  defined above.*

### 3 Weighted convex polygons

This section describes weighted convex polygons, a particular set of finite planar configurations, and gives formulae for their number of maximal triangulations and for their complete triangulation polynomial.

For  $l \geq 3$  and natural numbers  $a_1, \dots, a_l \geq 1$  we denote by  $P(a_1 \cdot a_2 \cdot \dots \cdot a_l) \subset \mathbf{R}^2$  a strictly convex polygon with  $l$  (counterclockwise) cyclically ordered edges subdivided respectively by  $(a_1 - 1), (a_2 - 1), \dots, (a_l - 1)$  additional points. We call such a subdivided polygon a *weighted polygon* with (cyclical) weights  $a_1, \dots, a_l$ . Figure 3 displays two realisations of a weighted pentagon  $P(1 \cdot 5 \cdot 2 \cdot 3 \cdot 4)$ .

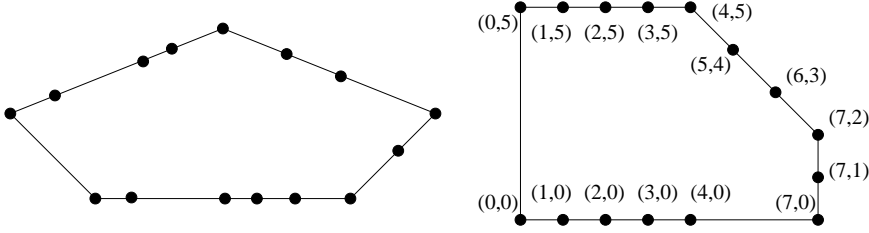


Figure 3: Two weighted pentagons with edge-weights 1, 5, 2, 3, 4.

The configurations given by the  $(a_1 + \dots + a_l) = (b_1 + \dots + b_l)$  vertices of two weighted convex polygons  $P(a_1 \dots a_l)$  and  $P(b_1 \dots b_l)$  having the same number of edges and the same weights up to cyclical permutation, are isotopic and their sets of triangulations have the same combinatorics. We denote by  $\tau_k(a_1 \dots a_l)$  the number of triangulations which use  $k$  vertices of such a weighted convex polygon  $P(a_1 \dots a_l)$ . Such triangulations exist of course only if  $l \leq k \leq \sum_{i=1}^l a_i$ .

For  $n \geq 1$  we introduce the *maximal edge-polynomial*  $p_n \in \mathbf{Z}[t]$  by setting

$$p_n = \sum_{k=0}^{\lfloor n/2 \rfloor} (-1)^k \binom{n-k}{k} t^{n-k} \in \mathbf{Z}[t]$$

and the *complete edge-polynomial*  $\bar{p}_n \in (\mathbf{Z}[s])[t]$  with indeterminate  $t$  over the ring  $\mathbf{Z}[s]$  which is defined by

$$\bar{p}_n = \sum_{k=1}^n \binom{n-1}{k-1} p_k(t) s^k \in (\mathbf{Z}[s])[t].$$

The first few maximal edge-polynomials are

$$\begin{aligned} p_1 &= t & p_5 &= t^5 - 4t^4 + 3t^3 \\ p_2 &= t^2 - t & p_6 &= t^6 - 5t^5 + 6t^4 - t^3 \\ p_3 &= t^3 - 2t^2 & p_7 &= t^7 - 6t^6 + 10t^5 - 4t^3 \\ p_4 &= t^4 - 3t^3 + t^2 & p_8 &= t^8 - 7t^7 + 15t^6 - 10t^5 + t^4 \end{aligned}$$

and the first few complete edge-polynomials are

$$\begin{aligned} \bar{p}_1 &= p_1 s = t s, \\ \bar{p}_2 &= p_2 s^2 + p_1 s = (t^2 - t) s^2 + t s, \\ \bar{p}_3 &= p_3 s^3 + 2p_2 s^2 + p_1 s = (t^3 - 2t^2) s^3 + 2(t^2 - t) s^2 + t s, \\ \bar{p}_4 &= p_4 s^4 + 3p_3 s^3 + 3p_2 s^2 + p_1 s \\ &= (t^4 - 3t^3 + t^2) s^4 + 3(t^3 - 2t^2) s^3 + 3(t^2 - t) s^2 + t s. \end{aligned}$$

**Theorem 3.1** *The number  $\tau_{max}(a_1 \cdot a_2 \dots a_l)$  of maximal triangulations of the weighted convex polygon  $P(a_1 \cdot a_2 \dots a_l)$  is given by*

$$\left\langle \prod_{j=1}^l p_{a_j}(t), \sum_{n=2}^{\infty} C_{n-2} t^n \right\rangle_t$$

where  $C_n = \binom{2n}{n}/(n+1)$  are the Catalan numbers.

**Corollary 3.2** *The complete triangulation polynomial  $\sum_k \tau_k(a_1 \cdots a_l)s^k$  of a weighted convex polygon  $P(a_1 \cdot a_2 \cdots a_l)$  is given by*

$$\left\langle \prod_{j=1}^l \bar{p}_{a_j}(t), \sum_{n=2}^{\infty} C_{n-2} t^n \right\rangle_t .$$

**Corollary 3.3** *The complete triangulation polynomial (and hence the number of maximal triangulations) of a convex weighted polygon  $P(a_1 \cdots a_l)$  depends only on the multi-set (set having perhaps multiple elements)  $\{a_1, \dots, a_l\}$  defined by the weights and not on their particular cyclic order.*

**Example.** The two weighted convex polygons  $P(1, 5, 2, 3, 4)$  of Figure 3 have

$$\begin{aligned} & \langle p_1 p_5 p_2 p_3 p_4, \sum_{n=2}^{\infty} C_{n-2} t^n \rangle_t \\ &= \langle t(t^5 - 4t^4 + 3t^3)(t^2 - t)(t^3 - 2t^2)(t^4 - 3t^3 + t^2), \sum_{n=2}^{\infty} C_{n-2} t^n \rangle_t \\ &= \langle t^{15} - 10t^{14} + 39t^{13} - 75t^{12} + 74t^{11} - 35t^{10} + 6t^9, \sum_{n=2}^{\infty} C_{n-2} t^n \rangle_t \\ &= C_{13} - 10C_{12} + 39C_{11} - 75C_{10} + 74C_9 - 35C_8 + 6C_7 \\ &= 7429000 - 10 \cdot 208012 + 39 \cdot 58786 - 75 \cdot 16796 \\ &\quad + 74 \cdot 4863 - 35 \cdot 1430 + 6 \cdot 429 \\ &= 8046 \end{aligned}$$

maximal triangulations.

Their complete triangulation polynomial  $\sum_k \tau_k(P(1 \cdot 5 \cdot 2 \cdot 3 \cdot 4))s^k$  equals

$$\begin{aligned} & \langle \bar{p}_1 \bar{p}_5 \bar{p}_2 \bar{p}_3 \bar{p}_4, \sum_{n=2}^{\infty} C_{n-2} t^n \rangle_t \\ &= 8046 s^{15} + 37250 s^{14} + 77467 s^{13} + 95364 s^{12} + 77048 s^{11} \\ &\quad + 42776 s^{10} + 16584 s^9 + 4460 s^8 + 805 s^7 + 90 s^6 + 5 s^5 . \end{aligned}$$

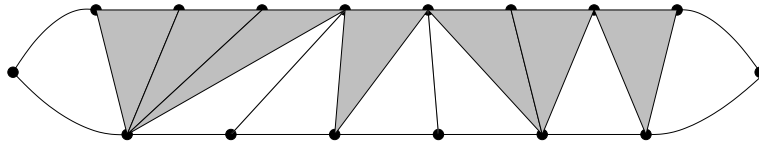


Figure 4: A maximal triangulation with its 7 (shaded) up-triangles of the digon  $P(9 \cdot 7)$ .

**Remark 3.4** *Theorem 3.1 and Corollary 3.2 remain valid for weighted “digons”, weighted “convex” polygons  $P(a_1 \cdot a_2)$  having only two edges. Their “sides” are in this case no straight lines but bend slightly outwards in order to enclose a non-empty interior region. The weighted digon  $P(1, 1)$  has by convention one triangulation.  $P(0, a) = P(a, 0)$  has 1 triangulation for*

$a = 0$  and none otherwise. In all the remaining cases, only “triangulations” with all triangles meeting both edges are allowed. The number of such triangulations of  $P(a_1 \cdot a_2)$  equals then  $\binom{a_1+a_2-4}{a_1-2}$ : Indeed, every triangle except the first and the last one is either up (with two vertices on the upper edge) or down (with two vertices on the lower edge) and there are exactly  $a_1 - 2$  such triangles which are up, cf. Figure 4 for an example.

### 3.1 Proofs for weighted convex polygons

Let  $P(a_1^{\alpha_1} \cdot a_2^{\alpha_2} \cdots a_l^{\alpha_l})$  denote the weighted convex polygon having  $\alpha_1$  edges of weight  $a_1$  followed by  $\alpha_2$  edges of weight  $a_2$  etc. We denote by  $\tau_{\max}(a_1^{\alpha_1} \cdot a_2^{\alpha_2} \cdots a_l^{\alpha_l})$  the number of maximal triangulations of  $P(a_1^{\alpha_1} \cdots a_l^{\alpha_l})$ .

The main ingredient for proving Theorem 3.1 is the following result which is a beautiful illustration of the Inclusion-Exclusion Principle (cf. for instance Chapter 2 of [12]).

**Proposition 3.5** (*Inclusion-Exclusion Principle.*) *We have*

$$\tau_{\max}(a_1 \cdot a_2 \cdots a_l) = \sum_{k=0}^{\lfloor a_1/2 \rfloor} (-1)^k \binom{a_1 - k}{k} \tau_{\max}(1^{a_1-k} \cdot a_2 \cdots a_l) .$$

**Proof.** Enumerate the sides of  $P(1^{a_1} \cdot a_2 \cdots a_l)$  cyclically such that the first  $a_1$  sides are of weight 1 and correspond to the initial factor  $1^{a_1}$  of the product  $1^{a_1} \cdot a_2 \cdots a_l$ . Let  $T$  be a maximal triangulation of the weighted convex polygon  $P(1^{a_1} \cdot a_2 \cdots a_l)$ . An *initial boundary triangle* of  $T$  is a triangle of  $T$  having two edges contained among the first  $a_1$  sides (having weight 1) of the convex weighted polygon  $P(1^{a_1} \cdot a_2 \cdots a_l)$ . A subset  $\{\delta_1, \dots, \delta_k\}$  with  $0 \leq k \leq \lfloor a_1/2 \rfloor$  of  $k$  initial boundary triangles in  $T$  is called a  $\Delta_k$ -*decoration* of  $T$ . Starving to death the  $k$  triangles  $\delta_1, \dots, \delta_k$  of the  $\Delta_k$ -decorated maximal triangulation  $(T, \{\delta_1, \dots, \delta_k\})$ , we get a maximal triangulation  $\tilde{T}$  of  $P(1^{a_1-k} \cdot a_2 \cdots a_l)$  together with a graveyard  $\{e_1, \dots, e_k\}$  of  $k$  marked edges in memory of the deceased triangles. We call the pair  $(\tilde{T}, \{e_1, \dots, e_k\})$  a maximal  $E_k$ -*decorated* triangulation of  $P(1^{a_1-k} \cdot a_2 \cdots a_l)$ . Figure 5 displays a  $\Delta_2$ -decorated maximal triangulation of  $P(1^7 \cdot 3 \cdot 2)$  and the corresponding  $E_2$ -decorated maximal triangulation of  $P(1^5 \cdot 3 \cdot 2)$ .

Obviously,  $\Delta_k$ -decorated maximal triangulations of  $P(1^{a_1} \cdot a_2 \cdots a_l)$  and  $E_k$ -decorated maximal triangulations of  $P(1^{a_1-k} \cdot a_2 \cdots a_l)$  are in bijection and since any maximal triangulation of  $P(1^{a_1-k} \cdot a_2 \cdots a_l)$  has  $\binom{a_1-k}{k}$  different  $E_k$ -decorations, there exist exactly

$$\binom{a_1 - k}{k} \tau_{\max}(1^{a_1-k} \cdot a_2 \cdots a_l)$$

maximal  $\Delta_k$ -decorated triangulations of  $P(1^{a_1} \cdot a_2 \cdots a_l)$ .

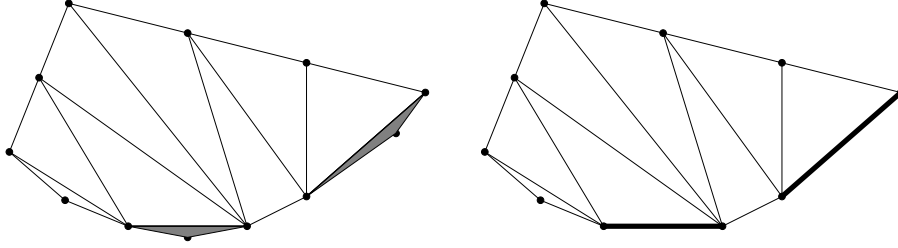


Figure 5: Decorated maximal triangulations of  $P(1^7 \cdot 3 \cdot 2)$  and  $P(1^5 \cdot 3 \cdot 2)$

Consider now a maximal triangulation  $T$  of  $P(1^{a_1} \cdot a_2 \cdots a_l)$  having exactly  $s$  initial boundary triangles. The triangulation  $T$  gives rise to  $\binom{s}{k}$  different  $\Delta_k$ -decorated maximal triangulations of  $P(1^{a_1} \cdot a_2 \cdots a_l)$  and yields a contribution of

$$\sum_{k=0}^s \binom{s}{k} (-1)^k = \begin{cases} 1 & \text{if } s = 0 \\ 0 & \text{otherwise} \end{cases}$$

to the alternating sum

$$\sum_{k=0}^{\lfloor a_1/2 \rfloor} (-1)^k \binom{a_1 - k}{k} \tau_{\max}(1^{a_1 - k} a_2 \cdots a_l)$$

counting  $\Delta_k$ -decorated maximal triangulations of  $P(1^{a_1} \cdot a_2 \cdots a_l)$  with sign  $(-1)^k$ . This alternating sum counts thus exactly the number of maximal triangulations of  $P(1^{a_1} \cdot a_2 \cdots a_l)$  without initial boundary triangles. Such triangulations are in bijection with triangulations of  $P(a_1 \cdot a_2 \cdots a_l)$ : straight out the first  $a_1$  edges of weight 1 in  $P(1^{a_1} \cdot a_2 \cdots a_l)$  into a unique first edge of weight  $a_1$  of  $P(a_1 \cdot a_2 \cdots a_l)$ . Figure 3.1 illustrates this: Its left side displays a maximal triangulation without initial boundary triangles of  $P(1^5 \cdot 3 \cdot 2)$  and its right side shows the corresponding straightened maximal triangulation of  $P(5 \cdot 3 \cdot 2)$ .  $\square$

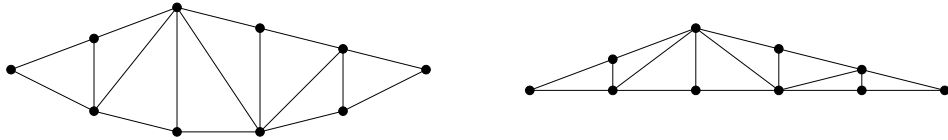


Figure 6: Straightening a maximal triangulation without initial boundary triangles

**Proof of Theorem 3.1** Given a polynomial  $q(t) = \sum_{i=0}^d \alpha_i t^i$  we set

$$\tau(q(t); a_2 \cdots a_l) = \sum_{i=0}^d \alpha_i \tau_{\max}(1^i \cdot a_2 \cdots a_l) .$$



Since the polynomial

$$p_{a_i}(t) = \sum_{k=0}^{\lfloor a_i/2 \rfloor} (-1)^k \binom{n-k}{k} t^{n-k}$$

mimicks the formula of Proposition 3.5, we get by iterated application of Proposition 3.5

$$\tau_{\max}(a_1 \cdot a_2 \cdots a_l) = \tau\left(\prod_{i=1}^l p_{a_i}(t); \emptyset\right) = \sum_j \gamma_j \tau_{\max}(1^j)$$

where  $\sum_j \gamma_j t^j = \prod_{i=1}^l p_{a_i}(t)$ .

Since  $P(1^n)$  is a convex polygon with  $n$  edges (of weight 1) and  $n$  extremal vertices, the number  $\tau_{\max}(1^n)$  of maximal triangulations of  $P(1^n)$  is given by the  $(n-2)$ -th Catalan number  $C_{n-2} = \binom{2(n-2)}{n-2}/(n-1)$ , cf. for instance Exercice 6.19 of [13]. Hence the result.  $\square$

**Proof of Corollary 3.2.** Non-maximal triangulations of  $P(a_1 \cdots a_l)$  are in bijection with maximal triangulations of  $P(b_1 \cdots b_l)$  where  $1 \leq b_i \leq a_i$  and where the weighted polygons  $P(b_1 \cdots b_l)$  are realised by choosing in all  $\binom{a_i-1}{b_i-1}$  possible ways subsets of  $(b_i-1)$  points among the  $(a_i-1)$  interior points of the  $i$ -th edge having weight  $a_i$  of  $P(a_1 \cdots a_l)$ .

The complete triangulation polynomial of  $P(a_1 \cdots a_l)$  is hence given by

$$\begin{aligned} & \sum_{1 \leq b_i \leq a_i} \left\langle \prod_{j=1}^l \binom{a_i-1}{b_i-1} \right\rangle \left\langle \prod_{j=1}^l p_{b_j}(t), \sum_{n=2}^{\infty} C_{n-2} t^n \right\rangle_t s^{\sum_{j=1}^l b_j} \\ &= \left\langle \prod_{j=1}^l \sum_{b_j=1}^{a_j} \binom{a_j-1}{b_j-1} p_{b_j}(t) s^{b_j}, \sum_{n=2}^{\infty} C_{n-2} t^n \right\rangle_t \\ &= \left\langle \prod_{j=1}^l \bar{p}_{a_j}, \sum_{n=2}^{\infty} C_{n-2} t^n \right\rangle_t \end{aligned}$$

which proves the result.  $\square$

Corollary 3.3 is obvious.

## 4 Near-gons

An  $n$ -near-edge  $E$  is a sequence of  $(n+1)$ -points

$$(P_0, \dots, P_n) = \left( \begin{pmatrix} x_0 \\ y_0 \end{pmatrix}, \begin{pmatrix} x_1 \\ y_1 \end{pmatrix}, \dots, \begin{pmatrix} x_{n-1} \\ y_{n-1} \end{pmatrix}, \begin{pmatrix} x_n \\ y_n \end{pmatrix} \right)$$

in  $\mathbf{R}^2$  such that  $x_0 < x_1 < \dots < x_{n-1} < x_n$ . We consider the complete order  $P_0 < P_1 < P_2 < \dots, P_n$  on  $E$  and call  $P_0$  respectively  $P_n$  the *initial*

respectively *final* vertex of the near-edge  $E$ . We denote a near-edge  $E$  either by the sequence  $E = (P_0, \dots, P_n)$  of its points or by the  $2 \times n$  matrix

$$E = \begin{pmatrix} x_0 & \dots & x_n \\ y_0 & \dots & y_n \end{pmatrix}$$

satisfying  $x_0 < x_1 < \dots < x_n$  whose columns contain the coordinates  $\begin{pmatrix} x_i \\ y_i \end{pmatrix}$  of  $P_i$ . We endow  $E$  with the total order  $P_0 < P_1 < \dots < P_n$ .

Two  $n$ -near-edges  $E = \{P_0, \dots, P_n\}$  and  $E' = \{P'_0, \dots, P'_n\}$  are *equivalent* if

$$\text{sign}(\det(P_j - P_i, P_k - P_i)) = \text{sign}(\det(P'_j - P'_i, P'_k - P'_i))$$

where  $0 \leq i < j < k \leq n$  and where  $\text{sign}(x) \in \{\pm 1, 0\}$  is defined by

$$\text{sign}(x) = \begin{cases} 1 & \text{if } x > 0 \\ 0 & \text{if } x = 0 \\ -1 & \text{if } x < 0 \end{cases} .$$

A continuous path  $E \mapsto E(t)$  of equivalent near-edges is an *isotopy*. Two near-edges joined by an isotopy are *isotopic*. Isotopic near-edges are of course always equivalent.

A near-edge is *generic* if the underlying set of points is a generic configuration of  $\mathbf{R}^2$ , i.e. is without three collinear points.

Given a near-edge  $E = (P_i = \begin{pmatrix} x_i \\ y_i \end{pmatrix})_{i=0, \dots, n}$  we denote by  $E^\epsilon$  the near-edge

$$E^\epsilon = (P_i(\epsilon) = \begin{pmatrix} x_i \\ \epsilon y_i \end{pmatrix})_{i=0, \dots, n} = \begin{pmatrix} 1 & 0 \\ 0 & \epsilon \end{pmatrix} P_i)_{i=0, \dots, n} .$$

The near-edges  $E$  and  $E^\epsilon$  are obviously equivalent for  $\epsilon > 0$ .

Let  $P$  be a convex polygon with  $l$  extremal vertices  $\{V_0, V_1, V_2, \dots, V_{l-1}, V_l = V_0\}$  appearing in counterclockwise order around its boundary  $\partial P$ .

Given a sequence  $E_1^{\epsilon_1}, \dots, E_l^{\epsilon_l}$  where  $E_i = (P_{i,0}, P_{i,1}, \dots, P_{i,n_i})$  is a  $n_i$ -near-edges and  $\epsilon_i \in \mathbf{R}$  a real number, we denote by

$$P(E_1^{\epsilon_1} \cdot E_2^{\epsilon_2} \dots E_l^{\epsilon_l})$$

the unique configuration obtained by gluing the  $n_i$ -near-edge  $E_i^{\epsilon_i}$ , rescaled by a suitable orientation-preserving homothety, along the oriented edge  $\{V_{i-1}, V_i\}$  of  $P$ . More precisely, let  $\varphi_i$  be the unique orientation-preserving homothety of  $\mathbf{R}^2$  such that

$$\varphi_i(P_{i,0}(\epsilon_i)) = V_{i-1} \text{ and } \varphi_i(P_{i,n_i}(\epsilon_i)) = V_i .$$

The configuration  $P(E_1^{\epsilon_1} \cdot E_2^{\epsilon_2} \dots E_l^{\epsilon_l})$  is then given by the set of points  $\cup_{i=1}^l \varphi_i(E_i^{\epsilon_i}) \subset \mathbf{R}^2$ .

We have then the following result which we state without proof.

**Proposition 4.1** (i) *The configurations  $P(E_1^{\epsilon_1} \cdots E_l^{\epsilon_l})$  are isotopic for  $0 < \epsilon_i$  small enough.*

(ii) *Given a second convex polytope  $P'$  having  $l$  vertices  $V'_0, V'_1, \dots, V'_l = V'_0$  in counterclockwise order, the configurations*

$$P(E_1^{\epsilon_1} \cdots E_l^{\epsilon_l}) \text{ and } P'(E_1^{\epsilon_1} \cdots E_l^{\epsilon_l})$$

*associated to  $P$  and  $P'$  are isotopic for  $0 < \epsilon_i$  small enough.*

(iii) *Given pairs  $(E_i, E'_i)$  of equivalent near-edges, the configurations*

$$P(E_1^{\epsilon_1} \cdots E_l^{\epsilon_l}) \text{ and } P(E'_1{}^{\epsilon_1} \cdots E'_l{}^{\epsilon_l})$$

*are equivalent for  $0 < \epsilon_i$  small enough.*

We call the equivalence class of the unique configuration described by Proposition 4.1 (with  $\epsilon_i$  small enough) the *convex  $l$ -near-gon* or *near-gon* with (cyclically oriented) near-edges  $E_1, \dots, E_l$ . We denote by  $P(E_1 \cdots E_l)$  any configuration representing the equivalence class of this near-gon.

**Theorem 4.2** *For every near-edge  $E$  there exist polynomials*

$$p(E) \in \mathbf{Z}[t] \text{ and } \bar{p}(E) \in \mathbf{Z}[s, t]$$

*such that the convex near-polygon  $P(E_1 \cdots E_l)$  has*

$$\left\langle \prod_{j=1}^l p(E_j), \sum_{n=2}^{\infty} C_{n-2} t^n \right\rangle_t$$

*maximal triangulations and complete triangulation polynomial*

$$\left\langle \prod_{j=1}^l \bar{p}(E_j), \sum_{n=2}^{\infty} C_{n-2} t^n \right\rangle_t$$

*where  $C_n = \binom{2n}{n} / (n+1)$  are the Catalan numbers.*

**Corollary 4.3** *The number of maximal triangulations and the complete triangulation polynomial of a convex near-polygon  $P(E_1, \dots, E_l)$  depend only on the multiset  $\{E_1, \dots, E_l\}$  of (equivalence classes of) its near-edges.*

**Example.** The configuration of Figure 2 is equivalent to the convex near-gon  $P(E_a \cdot E_b \cdot E_c)$  where

$$E_a = \begin{pmatrix} 0 & 1 & 2 & 3 & 4 & 5 \\ 0 & 1 & -1 & 1 & -1 & 0 \end{pmatrix}$$

$$E_b = \begin{pmatrix} 0 & 1 & 2 & 3 & 4 \\ 0 & 1 & -1 & 1 & 0 \end{pmatrix}$$

$$E_c = \begin{pmatrix} 0 & 1 & 2 & 3 & 4 & 5 \\ 0 & 2 & 1 & -1 & 1 & 0 \end{pmatrix}$$

are near-edges whose complete edge-polynomials

$$\begin{aligned}\bar{p}(E_a) &= (14p_3 + 7p_4 + p_5)s^5 + (10p_2 + 7p_3 + 2p_4)s^4 \\ &\quad + (2p_1 + 2p_2 + p_3)s^3, \\ \bar{p}(E_b) &= (5p_3 + p_4)s^4 + 2(2p_2 + p_3)s^3 + (p_1 + p_2)s^2 \\ \bar{p}(E_c) &= (10p_3 + 7p_4 + 2p_5)s^5 + (3p_2 + 13p_3 + 4p_4)s^4 \\ &\quad + 3(2p_2 + p_3)s^3 + (p_1 + p_2)s^2\end{aligned}$$

(where  $p_n = \sum_{k=0}^{\lfloor n/2 \rfloor} (-1)^k \binom{n-k}{k} t^{n-k} \in \mathbf{Z}[t]$  as previously) will be computed in the sequel. The complete triangulation polynomial  $\bar{p}(E_a \cdot E_b \cdot E_c)$  of this configuration is given by

$$\begin{aligned}&\langle \bar{p}(E_a)\bar{p}(E_b)\bar{p}(E_c), \sum_{n=2}^{\infty} C_{n-2} t^n \rangle_t \\ &= 194939 s^{14} + 338669 s^{13} + 263615 s^{12} + 119944 s^{11} \\ &\quad + 34773 s^{10} + 6522 s^9 + 748 s^8 + 42 s^7.\end{aligned}$$

## 4.1 Edge-polynomials

Given an  $n$ -near-edge

$$E = (P_0, \dots, P_n) = \begin{pmatrix} x_0 & x_1 & \dots & x_n \\ y_0 & y_1 & \dots & y_n \end{pmatrix}$$

we define the *lower convex hull*  $\partial_- E$  as the piece-wise linear path joining  $P_0$  and  $P_n$  formed by the “lower” edges of  $\partial \text{Conv}(E)$ . The set  $V_-(E)$  of *lower extremal vertices* of  $E$  is defined as the increasing subsequence  $\text{Extr}(E) \cap \partial_- E$  of all extremal vertices of  $\text{Conv}(E)$  situated in the closed “lower” halfplane containing  $P_0$  and  $P_n$  in its boundary.

A *roof* of  $E$  is a strictly increasing sub-sequence

$$R = (P_{j_0} = P_0, P_{j_1}, \dots, P_{j_{k-1}}, P_{j_k} = P_n) \subset E$$

of  $E$ . If a roof contains  $k + 1$  elements we call  $\text{length}(R) = k$  its *length*. The *skyline*  $\text{Skyline}(R)$  of a roof  $R$  is the piecewise-linear path from  $P_0$  to  $P_n$  defined by joining consecutive elements of  $R$  using straight segments.

A roof  $R$  is *maximal* if it “shelters” every element of  $E$ : for every point  $P_i = \begin{pmatrix} x_i \\ y_i \end{pmatrix} \in E$  we have either  $P_i \in R$  or  $\tilde{y}_i > y_i$  where  $\tilde{y}_i$  is the unique

coordinate such that  $\begin{pmatrix} x_i \\ \tilde{y}_i \end{pmatrix} \in \text{Skyline}(R)$ .

The *maximal edge-polynomial*  $p(E)$  of the near-edge  $E$  is defined as

$$p(E) = \sum_{R \text{ maximal roof of } E} \tau_{\max}(E, R) p_{\text{length}(R)} \in \mathbf{Z}[t]$$

where  $\tau_{\max}(E, R)$  denotes the number of maximal triangulations of the (generally non-convex) compact polygonal region delimited by the two piece-wise linear paths  $\text{Skyline}(R)$  and  $\partial_- E$ .

A  $k$ -sub-edge of  $E$  is an increasing subsequence  $E' \subset E$  of  $k+1 \leq n+1$  elements in  $E$  such that  $V_-(E') = V_-(E)$ . In particular, any sub-edge  $E'$  of  $E$  has also initial vertex  $P_0$  and final vertex  $P_n$ .

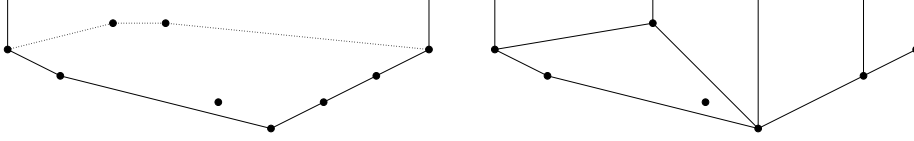


Figure 7: An 8-near-edge and a maximal roof of weight 4 of a 6-sub-edge

**Example.** The left side of Figure 7 displays the 8-near edge

$$E = (P_0, \dots, P_8) = \begin{pmatrix} 0 & 1 & 2 & 3 & 4 & 5 & 6 & 7 & 8 \\ 0 & -1 & 1 & 1 & -2 & -3 & -2 & -1 & 0 \end{pmatrix}.$$

We have  $V_-(E) = (P_0, P_1, P_5, P_8)$  and  $E$  has  $2^5$  sub-edges obtained by removing any subset of vertices among  $\{P_2, P_3, P_4, P_6, P_7\}$  from  $E$ . The right side of Figure 7 displays the maximal roof  $R = (P_0, P_3, P_5, P_7, P_8)$  of the sub-edge  $E' = (P_0, P_1, P_3, P_4, P_5, P_7, P_8) \subset E$ .

The complete edge-polynomial  $\bar{p}(E)$  of an  $n$ -near-edge  $E = (P_0, \dots, P_n)$  is defined as

$$\bar{p}(E) = \sum_{m=1}^n \sum_{E' \subset E \text{ } m\text{-sub-edge}} p(E') s^m$$

where  $p(E')$  denotes the maximal edge-polynomial of the sub-edge  $E' \subset E$ .

**Example.** We compute the complete edge-polynomial  $\bar{p}(E_a)$  of the near-edge

$$E_a = (P_0, \dots, P_5) = \begin{pmatrix} 0 & 1 & 2 & 3 & 4 & 5 \\ 0 & 1 & -1 & 1 & -1 & 0 \end{pmatrix}$$

involved in the near-gon  $P(E_a \cdot E_b \cdot E_c)$  of Figure 2.

Figure 8 contains all roofs of the four possible sub-edges of  $E_a$  obtained by removing any subset of points in  $\{P_1, P_3\}$ . Each possible sub-edge has four different maximal roofs whose contributions to  $\bar{p}(E_a)$  are given by

sub-edge				
$(P_0, P_1, P_2, P_3, P_4, P_5) :$	$14p_3s^5$	$2p_4s^5$	$5p_4s^5$	$p_5s^5$
$(P_0, P_2, P_3, P_4, P_5) :$	$5p_2s^4$	$2p_3s^4$	$2p_3s^4$	$p_4s^4$
$(P_0, P_1, P_2, P_4, P_5) :$	$5p_2s^4$	$p_3s^4$	$2p_3s^4$	$p_4s^4$
$(P_0, P_2, P_4, P_5) :$	$2p_1s^3$	$p_2s^3$	$p_2s^3$	$p_3s^3$

They sum up to the complete edge-polynomial

$$\bar{p}(E_a) = (14p_3 + 7p_4 + p_5)s^5 + (10p_2 + 7p_3 + 2p_4)s^4 + (2p_1 + 2p_2 + p_3)s^3$$

of  $E_a$ .

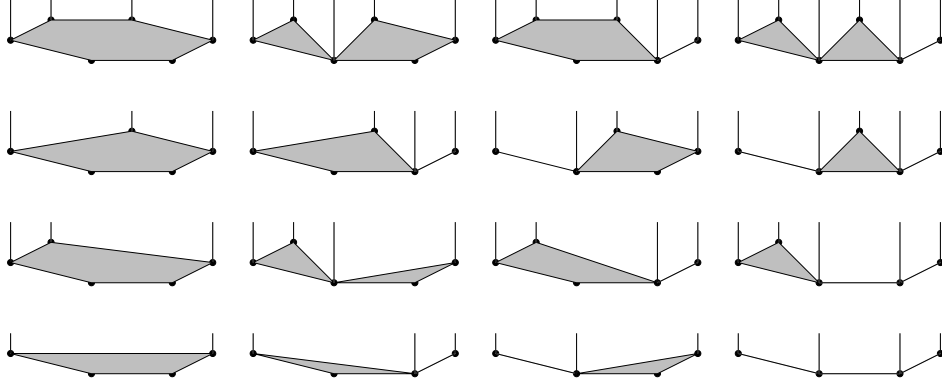


Figure 8: All maximal roofs of sub-edges involved in  $\overline{p}E_{5,a}$

## 4.2 Proof of Theorem 4.2

Consider a triangulation  $\mathcal{T}$  of a convex near-polygon  $P(E_1 \cdots E_l)$  with complete triangulation polynomial

$$\overline{p} = \sum_k \tau_k(P(E_1 \cdots E_l)) s^k .$$

A triangle  $\Delta \in \mathcal{T}$  with vertices  $\{a, b, c\}$  is of *edge-type* if there exists  $j$  such that  $\{a, b, c\} \subset E_j$ . Otherwise, the triangle  $\Delta$  is *interior*. If  $\Delta$  with vertices  $\{a, b, c\}$  is of edge-type, we write  $\Delta \in E_j$  if  $\{a, b, c\} \subset E_j$ .

The definition of a convex near-polygon implies that the set of all triangles  $\Delta \in E_j \cap \mathcal{T}$  determines a maximal roof  $R_j$  of a suitable  $k_j$ -sub-edge  $E'_j$  of  $E_j$ . More precisely, define  $E'_j$  as the set of all  $(k_j + 1)$  elements of  $E_j$  which are used in  $\mathcal{T}$ . The set of interior triangles of  $E_j$  triangulates now a (generally non-convex) polygonal region delimited by the two paths joining the endpoints of  $E_j$ . These paths are the lower convex hull  $\partial_- E_j$  of  $E_j$  (or  $E'_j$ ) and the skyline  $\text{Skyline}(R_j)$  of a unique maximal roof of  $E'_j \subset E_j$  of some length  $\text{length}(R_j)$ . The interior triangles of  $\mathcal{T}$  define (after straightening) a unique maximal triangulation of the weighted convex polygon  $P(\text{length}(R_1) \cdots \text{length}(R_j))$ . The left side of Figure 9 displays a maximal triangulation of a near-gon having four near-edges (of length 2, 3, 1 and 4). The inner triangles of the displayed triangulation yield a maximal triangulation of the convex weighted polygon  $P(2 \cdot 2 \cdot 1 \cdot 3)$  depicted on the right side of Figure 9.

There are exactly

$$\tau_{\max}(\text{length}(R_1) \cdots \text{length}(R_j)) \prod_{j=1}^l \tau_{\max}(E'_j, R_j)$$

such triangulations contributing to the coefficient  $s^{\sum_j k_j}$  of  $\overline{p}$  for fixed roofs  $R_j$  of fixed  $k_j$ -sub-edges  $E'_j \subset E_j$ . Applying Theorem 3.1 and summing over all maximal roofs in sub-edges yields the result.  $\square$

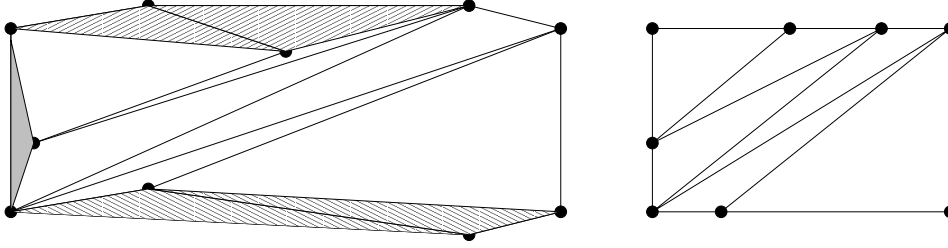


Figure 9: Edge and interior triangles of a triangulation

## 5 Properties of edge-polynomials

A near edge  $E = (P_0, \dots, P_n)$  factorises into near-edges  $E_1, E_2$  if there exists a lower extremal vertex  $P_k \in E \cap \partial_- E$  such that

$$E_1 = (P_0, P_1, \dots, P_{k-1}, P_k), \quad E_2 = (P_k, P_{k+1}, \dots, P_{n-1}, P_n)$$

and all points of  $E \setminus E_i$  lie strictly above any line defined by two distinct points of  $E_i$  for  $i = 1, 2$ . We write  $E = E_1 \cdot E_2$  if the near-edge  $E$  factorises with first factor  $E_1$  and second factor  $E_2$ . A near-edge is *prime* if it has no non-trivial factorisation. It is easy to show that every near-edge has a unique factorisation into prime near-edges.

**Proposition 5.1** *Given a factorisation  $E = E_1 \cdot E_2$  of a near-edge  $E$  we have*

$$p(E) = p(E_1) p(E_2) \quad \text{and} \quad \bar{p}(E) = \bar{p}(E_1) \bar{p}(E_2) .$$

**Proof.** Since the near-polygons  $P(1^k \cdot E)$  and  $P(1^k \cdot E_1 \cdot E_2)$  are equivalent for all  $k = 2, 3, \dots$  we have

$$\langle t^k \bar{p}(E), \sum_{n=2}^{\infty} C_{n-2} t^n \rangle_t = \langle t^k \bar{p}(E_1) \bar{p}(E_2), \sum_{n=2}^{\infty} C_{n-2} t^n \rangle_t .$$

This implies the result since  $\det((C_{i+j+k})_{0 \leq i, j \leq n}) > 0$  for all  $k \geq 0$  and  $n \geq 1$  (this follows for instance easily from Exercice 6.26.b in [13]).  $\square$

Since the so-called  $k$ -shifted Hankel matrices

$$H_{i,j} = C_{i+j+k}, \quad 0 \leq i, j < n$$

are all non-singular the coefficients  $\gamma_\alpha, \dots, \gamma_d$  (with  $\alpha \geq 2$ ) of a polynomial  $q(t) = \sum_{i=\alpha}^d \gamma_i t^i$  can be obtained from the  $(d - \alpha + 1)$  “linear form evaluations”

$$\langle t^k p(t), \sum_{n=2}^{\infty} C_{n-2} t^n \rangle_t, \quad k = 0, \dots, d - \alpha .$$

This turns any method or algorithm for enumerating maximal (or all) triangulations of configurations into a method or algorithm for computing maximal (or complete) edge-polynomials.

**Example.** Using the online computing service [6] of O. Aichholzer, we compute the maximal triangulation polynomial  $p(E_c)$  (which is of of course also the coefficient of  $s^5$  in the complete triangulation polynomial  $\bar{p}(E_c)$ ) of the near-edge

$$E_c = \begin{pmatrix} 0 & 1 & 2 & 3 & 4 & 5 \\ 0 & 2 & 1 & -1 & 1 & 0 \end{pmatrix}$$

involved in the near-gon of Figure 2.

Since the set  $\partial_+(E_c)$  of all boundary vertices on the upper boundary of  $\text{Conv}(E_c)$  consists of the 3 segments  $\overline{P_0P_1}$ ,  $\overline{P_1P_4}$  and  $\overline{P_4P_5}$ , we have

$$p(E_c) = \alpha p_3 + \beta p_4 + \gamma p_5$$

where  $\alpha, \beta$  and  $\gamma$  are unknown natural integers.

We identify now the near-edge  $E_c = (P_0, \dots, P_5)$  with its underlying set

$$\left\{ \begin{pmatrix} 0 \\ 0 \end{pmatrix}, \begin{pmatrix} 1 \\ 2 \end{pmatrix}, \begin{pmatrix} 2 \\ 1 \end{pmatrix}, \begin{pmatrix} 3 \\ -1 \end{pmatrix}, \begin{pmatrix} 4 \\ 1 \end{pmatrix}, \begin{pmatrix} 5 \\ 0 \end{pmatrix} \right\}.$$

Define

$$A_1 = \begin{pmatrix} 1 \\ 10 \end{pmatrix}, A_2 = \begin{pmatrix} 2 \\ 11 \end{pmatrix}, A_3 = \begin{pmatrix} 3 \\ 10 \end{pmatrix}$$

and check that the configurations

$$E_c \cup \{A_1\}, E_c \cup \{A_1, A_2\}, E_c \cup \{A_1, A_2, A_3\}$$

are near-polygons with near-edge factorisation

$$E_c \cdot E_{1,1}^2, E_c \cdot E_{1,1}^3, E_c \cdot E_{1,1}^4.$$

Denoting by  $\tau_{\max}(\mathcal{C})$  the number of maximal triangulations of a finite configuration  $\mathcal{C}$  and using for instance the on-line computing service of Aichholzer [6] mentioned above we get the linear system of equations

$$\begin{aligned} 19 &= \tau_{\max}(E_c \cup \{A_1\}) &= \langle p(E_c) t^2, \sum_{n=2}^{\infty} C_{n-2} t^n \rangle_t \\ 87 &= \tau_{\max}(E_c \cup \{A_1, A_2\}) &= \langle p(E_c) t^3, \sum_{n=2}^{\infty} C_{n-2} t^n \rangle_t \\ 175 &= \tau_{\max}(E_c \cup \{A_1, A_2, A_3\}) &= \langle p(E_c) t^4, \sum_{n=2}^{\infty} C_{n-2} t^n \rangle_t \end{aligned}$$

Substituting  $p_n = \sum_{k=0}^{\lfloor n/2 \rfloor} (-1)^k \binom{n-k}{k} t^{n-k}$ ,  $C_n = \binom{2n}{n} / (n+1)$  and solving for the unknowns  $\alpha, \beta, \gamma$  we get

$$p(E_c) = 10p_3 + 7p_4 + 2p_5.$$



**Remark.** Since the computations of the coefficient  $\alpha = \tau_{\max}(E_c) = 10$  of lowest order (in  $t$ ) and of the leading coefficient

$$\begin{aligned} \gamma &= \tau_{\max}\left(\left\{\begin{pmatrix} 0 \\ 0 \end{pmatrix}, \begin{pmatrix} 1 \\ 2 \end{pmatrix}, \begin{pmatrix} 2 \\ 1 \end{pmatrix}, \begin{pmatrix} 3 \\ -1 \end{pmatrix}\right\}\right) \cdot \\ &\quad \cdot \tau_{\max}\left(\left\{\begin{pmatrix} 3 \\ -1 \end{pmatrix}, \begin{pmatrix} 4 \\ 1 \end{pmatrix}, \begin{pmatrix} 5 \\ 0 \end{pmatrix}\right\}\right) = 2 \cdot 1 = 2 \end{aligned}$$

are easy we could have simplified the above computation by a considerable amount of work.

For completeness we mention also the following obvious fact:

Call two  $n$ -near-edges  $E = (P_0, \dots, P_n)$  and  $E' = (P'_0, \dots, P'_n)$  *vertical mirrors* if  $E'$  given by  $E' = (\bar{P}_n, \bar{P}_{n-1}, \dots, \bar{P}_1, \bar{P}_0)$  where  $\bar{P}_i = \begin{pmatrix} -x_i \\ y_i \end{pmatrix}$

is the Euclidean reflection of  $P_i = \begin{pmatrix} x_i \\ y_i \end{pmatrix}$  with respect to the vertical line  $x = 0$ .

The following result is obvious:

**Proposition 5.2** *If a pair of near-edges  $(E, E')$  are vertical mirrors, then*

$$\bar{p}(E) = \bar{p}(E') .$$

## 5.1 Complete edge-polynomials for small near-edges

This subsection contains representants and edge-polynomials for all  $k$ -near-edges with  $k = 1, 2, 3$ .

### 5.1.1 1-near-edges

The unique 1-near-edge is for instance represented by  $E_{1,1} = \begin{pmatrix} 0 & 1 \\ 0 & 0 \end{pmatrix}$ . It is generic and prime and has complete edge-polynomial  $\bar{p}(E_{1,1}) = p_1 s = s t$ .

### 5.1.2 2-near-edges

There are two generic 2-near-edges, represented by

$$E_{2,1} = \begin{pmatrix} 0 & 1 & 2 \\ 0 & 1 & 0 \end{pmatrix}, \quad E_{2,2} = \begin{pmatrix} 0 & 1 & 2 \\ 0 & -1 & 0 \end{pmatrix} .$$

$E_{2,1}$  is prime while  $E_{2,2} = E_{1,1} \cdot E_{1,1}$ . They have complete edge-polynomials

$$\bar{p}(E_{2,1}) = p_2 s^2 + p_1 s, \quad \bar{p}(E_{2,2}) = (p_2 + p_1) s^2 = p(E_{1,1})^2 .$$

Moreover, there is also a unique non-generic 2–near-edge represented for instance by

$$E_{2,3} = \begin{pmatrix} 0 & 1 & 2 \\ 0 & 0 & 0 \end{pmatrix}$$

with complete edge-polynomial given by

$$\bar{p}(E_{2,3}) = p_2 s^2 + p_1 s = \bar{p}(E_{2,1}) .$$

### 5.1.3 3–near-edges

There are (up to equivalence) eight generic 3–near edges represented by

$$\begin{aligned} E_{3,1} &= \begin{pmatrix} 0 & 1 & 2 & 3 \\ 0 & 1 & 3 & 0 \end{pmatrix} , & E_{3,2} &= \begin{pmatrix} 0 & 1 & 2 & 3 \\ 0 & 1 & 1 & 0 \end{pmatrix} , \\ E_{3,3} &= \begin{pmatrix} 0 & 1 & 2 & 3 \\ 0 & 3 & 1 & 0 \end{pmatrix} , & E_{3,4} &= \begin{pmatrix} 0 & 1 & 2 & 3 \\ 0 & 1 & -1 & 0 \end{pmatrix} , \\ E_{3,5} &= \begin{pmatrix} 0 & 1 & 2 & 3 \\ 0 & -1 & 1 & 0 \end{pmatrix} , & E_{3,6} &= \begin{pmatrix} 0 & 1 & 2 & 3 \\ 0 & -3 & -1 & 0 \end{pmatrix} , \\ E_{3,7} &= \begin{pmatrix} 0 & 1 & 2 & 3 \\ 0 & -1 & -1 & 0 \end{pmatrix} , & E_{3,8} &= \begin{pmatrix} 0 & 1 & 2 & 3 \\ 0 & -1 & -3 & 0 \end{pmatrix} . \end{aligned}$$

The first five are prime. The last three have factorisations

$$E_{3,6} = E_{1,1}E_{2,1} , E_{3,7} = E_{1,1}^3 , E_{3,8} = E_{2,1}E_{1,1} .$$

The pairs  $\{E_{3,1}, E_{3,3}\}$ ,  $\{E_{3,4}, E_{3,5}\}$ ,  $\{E_{3,6}, E_{3,8}\}$  are vertical mirrors. The prime near-edges have complete polynomials

$$\begin{aligned} \bar{p}(E_{3,1}) &= \bar{p}(E_{3,3}) = (p_2 + p_3)s^3 + 2p_2s^2 + p_1s , \\ \bar{p}(E_{3,2}) &= 2p_3s^3 + 2p_2s^2 + p_1s , \\ \bar{p}(E_{3,4}) &= \bar{p}(E_{3,5}) = (2p_2 + p_3)s^3 + p_1^2s^2 . \end{aligned}$$

There are moreover eight more 3–near-edges which are not generic. They are represented for instance by

$$\begin{aligned} E_{3,9} &= \begin{pmatrix} 0 & 1 & 2 & 3 \\ 0 & 1 & 2 & 0 \end{pmatrix} , & E_{3,10} &= \begin{pmatrix} 0 & 1 & 2 & 3 \\ 0 & -1 & -2 & 0 \end{pmatrix} , \\ E_{3,11} &= \begin{pmatrix} 0 & 1 & 2 & 3 \\ 0 & 0 & 1 & 0 \end{pmatrix} , & E_{3,12} &= \begin{pmatrix} 0 & 1 & 2 & 3 \\ 0 & 0 & -1 & 0 \end{pmatrix} , \\ E_{3,13} &= \begin{pmatrix} 0 & 1 & 2 & 3 \\ 0 & 1 & 0 & 0 \end{pmatrix} , & E_{3,14} &= \begin{pmatrix} 0 & 1 & 2 & 3 \\ 0 & -1 & 0 & 0 \end{pmatrix} , \\ E_{3,15} &= \begin{pmatrix} 0 & 1 & 2 & 3 \\ 0 & 2 & 1 & 0 \end{pmatrix} , & E_{3,16} &= \begin{pmatrix} 0 & 1 & 2 & 3 \\ 0 & -2 & -1 & 0 \end{pmatrix} , \end{aligned}$$

The near-edges

$$E_{3,10} = E_{2,3} E_{1,1}, \quad E_{3,16} = E_{1,1} E_{2,3}$$

factorise. The remaining prime near-edges have complete edge-polynomials

$$\begin{aligned} \bar{p}(E_{3,9}) &= \bar{p}(E_{3,15}) = p_3 s^3 + 2p_2 s^2 + p_1 s, \\ \bar{p}(E_{3,11}) &= \bar{p}(E_{3,13}) = (p_2 + p_3) s^3 + 2p_2 s^2 + p_1 s, \\ \bar{p}(E_{3,12}) &= \bar{p}(E_{3,14}) = (p_2 + p_3) s^3 + p_2 s^2. \end{aligned}$$

## 5.2 Enumeration of generic near-edges

This subsection is a digression sketching briefly a bijection between near-edges (up to equivalence) and orbits of suitable extremal vertices of configurations under automorphisms.

Let  $P \in \text{Extr}(\mathcal{C})$  be an extremal vertex of a configuration  $\mathcal{C} = \{P_1, \dots, P_{n+2}\} \subset \mathbf{R}^2$  consisting of  $(n+2)$  points. Suppose that  $P$  is not collinear with two distinct elements of  $\mathcal{C} \setminus \{P\}$ . Let  $P_-, P_+ \in \text{Extr}(\mathcal{C})$  be the immediate predecessor and successor (in counterclockwise order) of  $P$  on the boundary  $\partial \text{Conv}(\mathcal{C})$ .

A suitable projective transformation (sending a line outside  $\text{Conv}(\mathcal{C})$  which misses  $P$  only nearly to the line at infinity and sending  $P$  close to the ideal point  $(0, +\infty)$ ) transforms  $\mathcal{C} \setminus \{P\}$  into an  $n$ -near-edge  $E$  with initial vertex  $P_+$  and final vertex  $P_-$ . This near-edge  $E$  is well-defined, up to equivalence, and every  $n$ -near-edge can be obtained in this way.

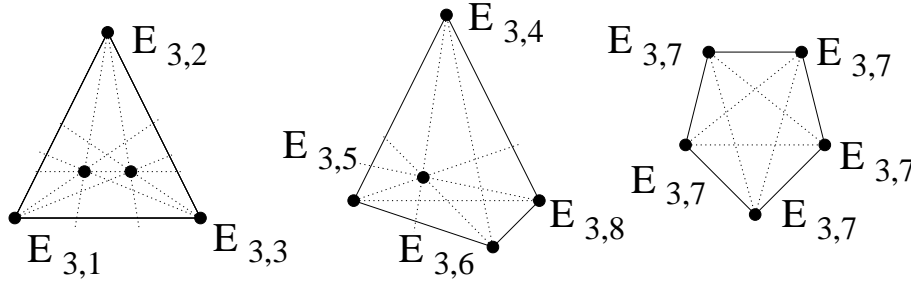


Figure 10: Generic configurations of 5 points and the associated generic 3-near-edges

In particular, generic  $n$ -near-edges are in bijection with orbits under automorphisms of extremal vertices in generic configurations of  $(n+2)$  points. Figure 10 illustrates this for  $n=3$ . It shows all three generic configurations of five points with extremal vertices labelled by the corresponding generic 3-near-edges (using the notations of the previous subsection).

Call two generic  $n$ -near-edges *related* if they are associated to two extremal vertices of the same generic configuration of  $(n+2)$  points. Classes

of related generic  $n$ -near-edges are in bijection with equivalence classes of generic configurations with  $(n + 2)$  points.

We say that two configurations  $E = (P_0, \dots, P_n)$  and  $E' = (P'_0, \dots, P'_n)$  are *related by a horizontal reflection* if  $P'_i = \begin{pmatrix} x_i \\ -y_i \end{pmatrix}$  is the reflection with respect to the horizontal line  $y = 0$  of  $P_i = \begin{pmatrix} x_i \\ y_i \end{pmatrix}$ .

Equivalence classes of related generic  $n$ -near-edges, up to horizontal reflections, are in bijection with projective configurations (up to equivalence) of  $(n + 2)$  points in the projective plane  $\mathbf{R}P^2$ .

## 6 An algorithm for convex near-edges

An  $n$ -near-edge  $E = \{P_0, \dots, P_n\}$  is *convex* if its points  $P_0, \dots, P_n$  are all extremal, i.e. vertices of a convex polygon with  $(n + 1)$  edges. This section describes an algorithm for computing maximal and complete edge-polynomials of convex near-edges.

A convex  $n$ -near-edge can be represented by the sequence of points

$$(P_0 = \begin{pmatrix} 0 \\ 0 \end{pmatrix}, \dots, P_i = \begin{pmatrix} i \\ \epsilon_i i(n-i) \end{pmatrix}, \dots, P_n = \begin{pmatrix} n \\ 0 \end{pmatrix})$$

where  $\epsilon_1, \dots, \epsilon_{n-1} \in \{\pm 1\}$ . There are  $2^{n-1}$  equivalence classes, encoded by  $(\epsilon_1, \dots, \epsilon_{n-1}) \in \{\pm 1\}^{n-1}$ , of convex  $n$ -near-edges. The convex near-edge with  $\epsilon_i = -1$ ,  $i = 1, \dots, (n - 1)$  has the factorisation  $E_{1,1}^n$ . All others are prime.

The following algorithm of polynomial complexity computes the complete (respectively maximal) edge-polynomial of a convex near-edge. It is based on the fact that all connected components of the polygonal region delimited by a roof  $R$  and  $\partial_-(E)$  are convex polygons if  $E$  is a convex near-edge. The exponent of  $u$  keeps track of the length of a “roof under construction”  $(P_0, P_{i_1}, \dots, P_{i_j}, ?)$ . The exponent of  $w$  keeps track of the number of vertices of the rightmost polygonal region which has not yet closed up.

### Algorithm

Input:  $n \in 1, 2, \dots$ , and  $(\epsilon_1, \epsilon_2, \dots, \epsilon_{n-1}) \in \{\pm 1\}^{n-1}$ .

Set  $r = s \cdot u$

For  $i$  from 1 to  $n - 1$  do {

If  $\epsilon_i = 1$  replace

$$r \mapsto \begin{cases} r \cdot (s \cdot u \cdot w + 1) & \text{(complete edge-polynomial)} \\ r \cdot u \cdot w & \text{(maximal edge-polynomial)} \end{cases}$$

If  $\epsilon_i = -1$  replace

$$r \mapsto \begin{cases} r \cdot s \cdot w + \langle r, \left( \sum_{n=0}^{\infty} C_n w^n \right) \rangle_w \cdot s \cdot u & \text{(complete edge-polynomial)} \\ r \cdot w + \langle r, \left( \sum_{n=0}^{\infty} C_n w^n \right) \rangle_w u & \text{(maximal edge-polynomial)} \end{cases}$$

}

Result:

$$\langle r, \left( \sum_{n=0}^{\infty} C_n w^n \right) \left( \sum_{j=1}^{\infty} p_j u^j \right) \rangle_{u,w}$$

(where  $p_n = \sum_k (-1)^k \binom{n-k}{k} t^{n-k}$ ).

**Example** The first two near-edges

$$E_a = \begin{pmatrix} 0 & 1 & 2 & 3 & 4 & 5 \\ 0 & 1 & -1 & 1 & -1 & 0 \end{pmatrix}$$

and

$$E_b = \begin{pmatrix} 0 & 1 & 2 & 3 & 4 \\ 0 & 1 & -1 & 1 & 0 \end{pmatrix}$$

involved in Figure 2 are convex. The near-edge  $E_a$  corresponds to  $n = 5$  and the sequence  $(1, -1, 1, -1)$ . The near-edge  $E_b$  corresponds to  $n = 4$  and  $(1, -1, 1)$ .

The above algorithm for  $E_a$  (with  $n = 5$  and  $(\epsilon_1, \dots, \epsilon_4) = (1, -1, 1, -1)$ ) yields

$i =$	$\epsilon_i =$	$r =$
		$su$
1	1	$s^2u^2w + su$
2	-1	$s^3u^2w^2 + s^2uw + s^3u^3 + s^2u^2$
3	1	$s^4u^3w^3 + s^3u^2w^2 + s^4u^4w + s^3u^3w +$ $+ s^3u^2w^2 + s^2uw + s^3u^3 + s^2u^2$
4	-1	$s^5u^3w^4 + 2s^4u^2w^3 + s^5u^4w^2 + s^4u^3w^2 + s^3uw^2 + s^4u^3w$ $+ s^3u^2w + 5s^5u^4 + 4s^4u^3 + s^5u^5 + 2s^4u^4 + s^3u^2 + s^3u^3$

Result:  $(14p_3 + 7p_4 + p_5)s^5 + (10p_2 + 7p_3 + 2p_4)s^4 + (2p_1 + 2p_2 + p_3)s^3$

which is the complete edge-polynomial  $\bar{p}(E_a)$  of  $E_a$ .

Computing

$$\langle r, \left( \sum_{n=0}^{\infty} C_n w^n \right) \left( \sum_{j=1}^{\infty} p_j u^j \right) \rangle_{u,w}$$

with

$$r = s^4 u^3 w^3 + s^3 u^2 w^2 + s^4 u^4 w + s^3 u^3 w + s^3 u^2 w^2 + s^2 u w + s^3 u^3 + s^2 u^2$$

corresponding to  $i = 3$  we get the complete edge-polynomial

$$\bar{p}(E_b) = (5p_3 + p_4)s^4 + (4p_2 + 2p_3)s^3 + (p_1 + p_2)s^2$$

of the near-edge  $E_b$  encoded by  $n = 4$  and  $(1, -1, 1)$ .

## 7 Roof-sequences and a transfer matrix

In this section, we define the set of roof-sequences of a finite configuration (or near-edge). Such sequences are in bijection with triangulations. Using this bijection, we introduce a transfer matrix for computing the complete triangulation polynomial of a configuration or the complete edge-polynomial of a near-edge.

We endow  $\mathbf{R}^2$  with the total order relation defined by

$$\begin{pmatrix} x \\ y \end{pmatrix} < \begin{pmatrix} x' \\ y' \end{pmatrix}$$

if either  $x < x'$  or  $x = x'$  and  $y > y'$ . This order is obtained by reflecting (orthogonally) the plane endowed with the familiar lexicographic order with respect to the line  $y = 0$ .

Consider a finite configuration  $\mathcal{C} = \{P_0, \dots, P_n\} \subset \mathbf{R}^2$  consisting of  $(n + 1)$  totally ordered points  $P_0 < P_1 < \dots < P_n$  for the above order. We identify  $\mathcal{C}$  with the strictly increasing sequence  $(P_0, \dots, P_n)$  of its  $(n + 1)$  points. The initial point  $P_0$  and the final point  $P_n$  of  $\mathcal{C}$  are extremal vertices of  $\text{Conv}(\mathcal{C})$  and are joined by two generally distinct paths  $\partial_+(\mathcal{C})$  and  $\partial_-(\mathcal{C})$ , called the *upper* and *lower* convex hull. The path  $\partial_+(\mathcal{C})$  (respectively  $\partial_-(\mathcal{C})$ ) is contained in the boundary  $\partial\text{Conv}(\mathcal{C})$  and links  $P_0$  to  $P_n$  by turning clockwise (respectively counterclockwise) around the convex hull  $\text{Conv}(\mathcal{C})$  of  $\mathcal{C}$ .

A *roof* of length  $\text{length}(R) = w$  of  $\mathcal{C}$  is an increasing subsequence  $R = (P_{i_0} = P_0, P_{i_1}, \dots, P_{i_{w-1}}, P_{i_w} = P_n)$  containing  $(w + 1)$  elements.

The *skyline* of a (decorated) roof  $R = (P_0, \dots, P_n)$  is the piece-wise linear path from  $P_0$  to  $P_n$  obtained by joining consecutive points of  $R$  using rectilinear segments. A roof  $R$  is *minimal* if its skyline is  $\partial_-(\mathcal{C})$  and *maximal* if its skyline is  $\partial_+(\mathcal{C})$ . Skylines and roofs are in bijection for generic configurations. If  $\mathcal{C}$  is non-generic, several roofs might share a common skyline.

**Example.** The configuration

$$\mathcal{C} = \{P_0, \dots, P_n\} = \begin{pmatrix} 0 & 0 & 0 & 0 & 1 & 2 & 2 & 2 & 3 & 3 & 3 \\ 3 & 2 & 1 & 0 & 4 & 4 & 2 & 1 & 3 & 2 & -1 \end{pmatrix}$$

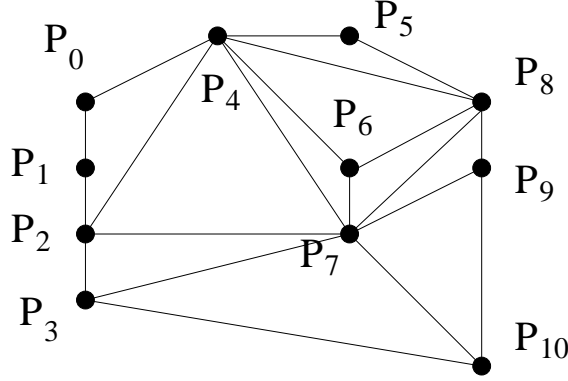


Figure 11: A triangulated configuration of  $(10 + 1)$  points

represented in Figure 11 has four minimal roofs given by

$$\begin{aligned} & (P_0, P_3, P_{10}) , & (P_0, P_1, P_3, P_{10}) , \\ & (P_0, P_2, P_3, P_{10}) , & (P_0, P_1, P_2, P_3, P_{10}) \end{aligned}$$

sharing the common skyline  $\partial_- \mathcal{C}$  and two maximal roofs

$$(P_0, P_4, P_5, P_8, P_{10}) \quad (P_0, P_4, P_5, P_8, P_9, P_{10})$$

with skyline  $\partial_+ \mathcal{C}$ .

A *decorated roof* is a roof

$$R = (P_{i_0} = P_0, P_{i_1}, \dots, P_{i_{w-1}}, P_{i_w} = P_n) ,$$

decorated by one of the segments joining two consecutive points  $P_{i_d}, P_{i_{d+1}}$  of  $R$ . We denote such a decorated roof by

$$R = (P_0, \dots, P_{i_{d-1}}, \overline{P_{i_d}, P_{i_{d+1}}}, P_{i_{d+2}}, \dots, P_{i_w} = P_n)$$

and call  $R$  *initially decorated* if  $d = 0$ , i.e. if the decoration starts at the initial point  $P_0$ .

Three non-collinear points  $A < B < C \in \mathcal{C}$  are vertices of a triangle of *type V* if  $B$  is “above” the line containing  $A$  and  $C$ . The points  $A, B, C$  are vertices of a triangle of *type  $\Lambda$*  otherwise. In other terms, a triangle with (necessarily non-collinear) vertices  $A < B < C$  is of type  $\Lambda$  if  $\det(C - A, B - A) > 0$  and of type  $V$  if  $\det(C - A, B - A) < 0$ . We call a triangle with vertices  $A, B, C$  *minimal* if  $\{A, B, C\} = \mathcal{C} \cap \text{Conv}(A, B, C)$ . In particular, a triangulation is maximal if and only if it consists only of minimal triangles.

A decorated roof

$$R' = (P_{i_0} = P_0, P_{i_1}, \dots, P_{i_{k-1}}, \overline{P_{i_k}, P_{i_{k+1}}}, P_{i_{k+2}}, \dots, P_{i_{w-1}}, P_{i_w} = P_n)$$

of length  $w$  is a  $\Lambda$ -*successor* of  $R$  if  $R$  is a decorated roof of length  $w - 1$  given by

$$R = (P_{i_0} = P_0, P_{i_1}, \dots, \overline{P_{i_d}, P_{i_{d+1}}}, \dots, P_{i_{k-1}}, P_{i_k}, P_{i_{k+2}}, \dots, P_{i_{w-1}}, P_{i_w} = P_n)$$

satisfying  $P_{i_d} \leq P_{i_k}$  and the points  $\{P_{i_k}, P_{i_{k+1}}, P_{i_{k+2}}\} \subset R'$  are vertices of a  $\Lambda$ -triangle.

Otherwise stated,  $R'$  is obtained from  $R$  by gluing a  $\Lambda$ -triangle with decorated left-upper edge onto an edge of  $R$  which is not situated to the left of the decorated edge in  $R$ .

Similarly, a decorated roof

$$R' = (P_{i_0} = P_0, P_{i_1}, \dots, P_{i_{k-1}}, \overline{P_{i_k}, P_{i_{k+2}}}, P_{i_{k+3}}, \dots, P_{i_{w-1}}, P_{i_w} = P_n)$$

of length  $w - 1$  is a  $V$ -*successor* of  $R$  if  $R$  is the decorated roof of length  $w$  given by

$$R = (P_{i_0} = P_0, P_{i_1}, \dots, \overline{P_{i_d}, P_{i_{d+1}}}, \dots, P_{i_k}, P_{i_{k+1}}, P_{i_{k+2}}, \dots, P_{i_{w-1}}, P_{i_w} = P_n)$$

satisfying  $P_{i_{d+1}} \leq P_{i_{k+2}}$  and the points  $\{P_{i_k}, P_{i_{k+1}}, P_{i_{k+2}}\} \subset R$  are vertices of a  $V$ -triangle.

Otherwise stated,  $R'$  is obtained from  $R$  by adding a  $V$ -triangle with decorated upper edge onto two consecutive edges of increasing slope of  $R$  and the decorated edge of  $R$  is not situated to the right of these two consecutive edges.

**Example.** Figure 12 displays the decorated roof

$$R = (P_0, P_1, \overline{P_3, P_6}, P_7, P_9, P_{10}, P_{12})$$

of the 12-near-edge

$$E = \begin{pmatrix} 0 & 1 & 2 & 3 & 4 & 5 & 6 & 7 & 8 & 9 & 10 & 11 & 12 \\ 1 & 0 & 1 & 0 & 1 & 0 & 1 & 0 & 1 & 0 & 0 & 1 & 1 \end{pmatrix}.$$

and all its  $\Lambda$ - and  $V$ -successors

$$\begin{aligned} & (P_0, P_1, \overline{P_3, P_4}, \overline{P_6, P_7}, P_9, P_{10}, P_{12}) \\ & (P_0, P_1, P_3, P_6, \overline{P_7, P_8}, \overline{P_9, P_{10}}, P_{12}) \\ & (P_0, P_1, P_3, P_6, P_7, P_9, \overline{P_{10}, P_{11}}, P_{12}) \\ & (P_0, \overline{P_1, P_6}, \overline{P_7, P_9}, P_{10}, P_{12}) \\ & (P_0, P_1, P_3, \overline{P_6, P_9}, \overline{P_{10}, P_{12}}) \\ & (P_0, P_1, P_3, P_6, P_7, \overline{P_9, P_{12}}) \end{aligned}$$

A decorated roof  $R'$  is a *successor* of a decorated roof  $R$  if  $R'$  is either a  $\Lambda$ - or a  $V$ -successor of  $R$ . We call  $R'$  an *immediate successor* of  $R$  if the difference between  $R$  and  $R'$  is a minimal triangle.



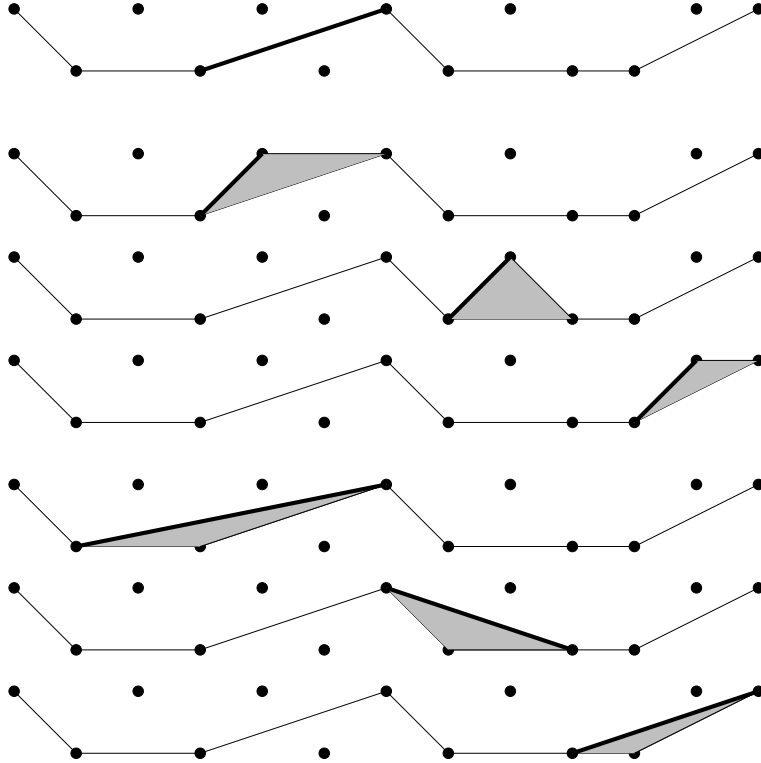


Figure 12: A decorated roof and all its  $\Lambda$ - and  $V$ -successors

Given a finite configuration  $\mathcal{C} \subset \mathbf{R}^2$ , a (*maximal*) *roof-sequence* is a sequence

$$R_{i_1}, \dots, R_{i_l}$$

of decorated roofs where  $R_{i_1}$  is initially decorated and where  $R_{i_{j+1}}$  is a (immediate) successor of  $R_{i_j}$  for  $j = 1, \dots, l-1$ . The skyline of  $R_{i_1}$  (respectively of  $R_{i_l}$ ) is the *initial* (respectively *final*) skyline of the roof-sequence.

**Proposition 7.1** *The set of all (maximal) roof-sequences  $R_{i_1}, \dots, R_{i_l}$  with initial skyline  $S_\alpha$  and final skyline  $S_\omega$  is in bijection with the set of triangulations with vertices in  $\mathcal{C}$  of the polygonal region enclosed by  $S_\alpha$  and  $S_\omega$ .*

**Proof.** Given such a roof-sequence  $(R_{i_1}, \dots, R_{i_l})$ , the union of all associated skylines triangulates (maximally) the polygonal region enclosed by  $S_{i_1}$  and  $S_{i_l}$ .

Given a (maximal) triangulation of a polygonal region enclosed by two skylines, remove vertically the rightmost triangle which has only “sky” above it (and which is a minimal triangle for a maximal triangulation). Iterating this algorithm one gets an undecorated roof-sequence in reversed order. The decorations can now be added only in a unique way, except for the lowest skyline which we decorate initially.  $\square$

**Example.** The triangulation of the configuration shown in Figure 11 corresponds to the roof-sequence

$$\begin{aligned} & (\overline{P_0, P_2}, P_3, P_{10}), (P_0, P_2, \overline{P_3, P_7}, P_{10}), (P_0, \overline{P_2, P_7}, P_{10}), \\ & (P_0, \overline{P_2, P_4}, P_7, P_{10}), (\overline{P_0, P_4}, P_7, P_{10}), (P_0, \overline{P_4, P_6}, P_7, P_{10}), \\ & (P_0, P_4, P_6, \overline{P_7, P_9}, P_{10}), (P_0, P_4, P_6, \overline{P_7, P_8}, P_9, P_{10}), \\ & (P_0, P_4, \overline{P_6, P_8}, P_9, P_{10}), (P_0, \overline{P_4, P_8}, P_9, P_{10}), (P_0, \overline{P_4, P_5}, P_8, P_9, P_{10}) . \end{aligned}$$

Consider the rational vector space  $\mathcal{R} = \mathcal{R}(\mathcal{C})$  (only natural coordinates will in fact occur) spanned by the set of all decorated roofs of a finite configuration  $\mathcal{C} \subset \mathbf{R}^2$ . Identifying a decorated roof with the corresponding basis element, we define the (*maximal*) *transfer-matrix*  $T$  as the linear application  $T : \mathcal{R} \rightarrow \mathcal{R}$  which sends a decorated roof to the sum of its (immediate) successors. We introduce moreover the element  $C_k \in \mathcal{R}(E)$  obtained by summing up all initially decorated roofs which are of length  $k$  and have skyline  $\partial_- \mathcal{C}$ . Set  $V_0 = 0$  and

$$V_i = C_i + T(V_{i-1}) .$$

We denote by  $W : \mathcal{R} \rightarrow \mathbf{Q}[s^{1/2}]$  the linear map which sends a decorated roof to 0 if its skyline is different from  $\partial_+ \mathcal{C}$  and which sends a decorated roof  $R$  with skyline  $\partial_+ \mathcal{C}$  to  $s^{\text{length}(R)/2}$ .

**Proposition 7.2** *The complete triangulation polynomial of a finite configuration  $\mathcal{C} = (P_0, \dots, P_n)$  is given by*

$$s \sum_{k=1}^n s^{k/2} W(V_k) .$$

The proof is an straightforward consequence of Proposition 7.1 and of the behaviour of lengths of successive roofs.

An obvious modification of the above proposition counts triangulations of a polygonal (not necessarily convex) region squeezed between two skylines.

Given a near-edge  $E = (P_0, \dots, P_n)$ , we introduce the vectors  $C_i \in \mathcal{R}(E)$  and the transfer matrix  $T \in \text{End}(\mathcal{R}(E))$  as above (where we consider  $E$  as a configuration) and compute the vectors  $V_1 = C_1$ ,

$$V_i = C_i + T(V_{i-1}), \quad 2 \leq i \leq n-1 .$$

We introduce moreover the linear map  $\tilde{W} : \mathcal{R}(E) \rightarrow \mathbf{Q}[s^{1/2}, t]$  defined by

$$\begin{aligned} \tilde{W}(R) &= s^{\text{length}(R)/2} p^{\text{length}(R)} \\ &= s^{\text{length}(R)/2} \sum_k (-1)^k \binom{\text{length}(R)-k}{k} t^{\text{length}(R)-k} \end{aligned}$$

for any decorated roof  $R$  of  $\mathcal{C}$ . One shows now easily the following result.

**Proposition 7.3** *The complete edge-polynomial of a finite near-edge  $E = (P_0, \dots, P_n)$  is given by*

$$\sum_{k=1}^n s^{k/2} \tilde{W}(V_k) .$$

## 7.1 A few algorithmic remarks

Propositions 7.2 and 7.3 yield easily algorithms for computing complete triangulation and edge polynomials.

These algorithms are of exponential complexity: properly organized their memory and time requirements are of order  $2^n f(n)$  where  $f(n)$  is polynomial (of degree 1 for memory requirements, neglecting multiprecision problems, and of fairly small degree for time requirements) and where  $n + 1$  points are involved. A nice feature of these algorithms is their simplicity: As an example, we run them by hand for the number of triangulations squeezed between two skylines of a configuration having 8 points and for the near-edge  $E_{5,c}$  of the near-polygon depicted in Figure 2.

For computational purposes, it is useful to have a simple representation for a decorated roof

$$R = (P_{i_0} = P_0, P_{i_1}, \dots, \overline{P_{i_d}, P_{i_{d+1}}}, \dots, P_{i_w}, P_{i_w} = P_n)$$

of a configuration (or near-edge)  $\mathcal{C} = (P_0, \dots, P_n)$ . Such a roof  $R$  is for instance encoded by the integer  $l(R) \in \{0, \dots, n \cdot 2^{n-1} - 1\}$  defined by

$$l(R) = d \cdot 2^{n-1} + \sum_{k=1}^{w-1} 2^{i_k-1} .$$

This yields an injection from the set of decorated roofs (of a given fixed finite configuration  $(P_0, \dots, P_n)$ ) into a subset of  $\sum_{k=1}^n k \binom{n-1}{k-1} = (n+1)2^{n-2}$  natural integers  $< n \cdot 2^{n-1}$ . A number

$$m = \alpha \cdot 2^{n-1} + \sum_{i=0}^{n-2} \epsilon_i 2^i, \quad 0 \leq \alpha \leq n-1, \quad \epsilon_i \in \{0, 1\}$$

is of the form  $l(R)$  if and only if either  $\alpha = 0$  or  $\epsilon_{\alpha-1} = 1$ . The corresponding roof  $R$  is then given by

$$R = (P_0, \{P_{i+1} \mid 0 \leq i \leq n-2 \text{ and } \epsilon_i = 1\}, P_n)$$

with decoration beginning at  $P_\alpha$ .

Let us also remark that many decorated roofs lead to dead ends when computing triangulation polynomials. Indeed, consider a decorated roof of the form

$$R = (P_{i_0}, \dots, P_{i_k}, \dots, \overline{P_{i_d}, P_{i_{d+1}}}, \dots)$$

where  $P_{i_k} \in \partial_+ \mathcal{C}$  for  $k \leq d$ . If the partial skyline defined by the piecewise linear path with segments consecutive points of  $(P_{i_0}, \dots, P_{i_k})$  is not contained in  $\partial_+ \mathcal{C}$  then there exists no roof-sequence containing  $R$ . Indeed, the fact that  $R$  hits the “ceiling”  $\partial_+(\mathcal{C})$  at  $P_{i_k}$  before reaching the decorated edge, freezes the partial skyline  $(P_{i_0}, \dots, P_{i_k})$  in all successors (and iterated successors) of  $R$ .

If one is only interested in computing maximal numbers of triangulations or the maximal edge-polynomials of near-edges, a few simplifications take place:

For non-generic configurations, only decorated roofs which are *full* appear where a roof is full if its sequence contains all points of  $\mathcal{C}$  lying on its skyline.

The transfer matrix is defined by considering only *immediate* successors of a decorated roof, where a successor is immediate if it is obtained by adjoining a suitable triangle which is *minimal*, i.e. has no finer triangulation in  $\mathcal{C}$  (this is equivalent to the requirement that the triangle meets  $\mathcal{C}$  only at its vertices).

Every decorated roof appears at most in one vector of  $V_1, \dots, V_n$ . This diminishes memory requirements somewhat.

Finally, the algorithm can be modified for computing the number of triangulations (with vertices in  $\mathcal{C}$ ) for any polygonal region enclosed by two suitable skylines  $S_\alpha \leq S_\omega$ : Replace  $\partial_\pm(\mathcal{C})$  by  $S_\alpha$  and  $S_\omega$ .

The resulting algorithm for computing triangulation polynomials or edge-polynomials is straightforward and best illustrated by examples. This will be done in the 2 following subsections.

A few further tricks may be used:

Computing  $V_i = C_i + T(V_{i-1})$  needs only  $C_i$  and  $V_{i-1}$ . This can be used to save memory by computing the contribution  $s^{i/2+1}W(V_i)$  or  $s^{i/2+1}\tilde{W}(V_i)$  (in the a case of an edge polynomial) of  $V_{i-1}$  to the final result and by erasing  $V_{i-1}$  after determination of  $V_i$ .

Multiprecision problems can be avoided using the Chinese Remainder Theorem. Compute all coefficients of decorated roofs modulo several primes and use them to reconstruct the result (this needs however the computation of an approximation of the final result which can for instance be done by a computation using the type of (approximated) real numbers).

Decorated roofs should always be totally ordered (using for instance the complete order coming from the labelling  $l(R)$  for a decorated roof  $R$ ). Since there are at most  $\sim n2^{n-2}$  such roofs, any decorated roof can be accessed using  $O(n \log(n))$  operations using a classical divide and conquer strategy.

## 7.2 A triangulation polynomial

We want to count the complete triangulation polynomial of the (non-convex) polygonal region enclosed by the two skylines defined by  $(P_0, P_1, P_7)$  and

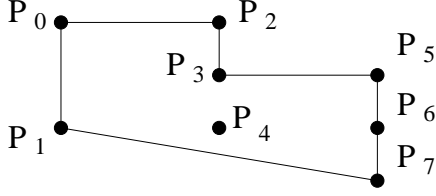


Figure 13: The near-edge  $E_{5,c}$

$(P_0, P_2, P_3, P_5, P_6, P_7)$  of the configuration

$$(P_0, \dots, P_7) = \begin{pmatrix} 0 & 0 & 1 & 1 & 1 & 2 & 2 & 2 \\ 3 & 1 & 3 & 2 & 1 & 2 & 1 & 0 \end{pmatrix}$$

The following lists contain all relevant data. First we list all needed decorated roofs, enumerated and denoted using conventions and notations introduced in the previous subsection. For concision, we indicate a decorated roof  $R = (P_0, \dots, \overline{P_{i_d}, P_{i_{d+1}}}, \dots, P_7)$  by the (decorated) sequence  $(0 \ i_1 \ \dots \ \overline{i_d \ i_{d+1}} \ \dots \ 7)$  of the corresponding indices. For every roof  $R$ , we indicate also its image  $T(R)$  obtained by applying the transfer operator  $T$ , except that roofs in  $T(R)$  leading to dead-ends (like  $(01\overline{36}7)$  for instance) have been omitted. For a maximal roof  $R$ , we indicate  $s^{\text{length}(R)/2}$  instead of  $T(R)$  which is always zero in this case.

Data appearing in boldface can be omitted if one is only interested in the number of maximal triangulations.

$R_0$	$(\overline{07})$	$R_4$
$R_1$	$(\overline{017})$	$\mathbf{R}_0 + \mathbf{R}_{69} + R_{73} + \mathbf{R}_{81} + \mathbf{R}_{97}$
$R_4$	$(\overline{037})$	$R_6$
$R_6$	$(\overline{0237})$	$\mathbf{R}_{150} + R_{166}$
$R_8$	$(\overline{047})$	$R_0 + R_{12}$
$R_9$	$(\overline{0147})$	$R_8 + R_{77} + \mathbf{R}_{153} + R_{169}$
$R_{12}$	$(\overline{0347})$	$R_{14}$
$R_{14}$	$(\overline{02347})$	$R_{134} + \mathbf{R}_{222} + R_{238}$
$\mathbf{R}_{20}$	$(\overline{\mathbf{0357}})$	$\mathbf{R}_{22}$
$\mathbf{R}_{22}$	$(\overline{\mathbf{02357}})$	$s^2$
$R_{36}$	$(\overline{0367})$	$R_{38}$
$R_{38}$	$(\overline{02367})$	$R_{182}$
$R_{52}$	$(\overline{\mathbf{03567}})$	$R_{54}$
$R_{54}$	$(\overline{023567})$	$s^{5/2}$

$R_{69}$	$(0\overline{137})$	$R_4 + R_{71}$
$R_{71}$	$(0\overline{1237})$	$R_6$
$R_{73}$	$(0\overline{147})$	$R_8 + R_{77} + \mathbf{R}_{153} + R_{169}$
$R_{77}$	$(0\overline{1347})$	$R_{12} + R_{79}$
$R_{79}$	$(0\overline{12347})$	$R_{14}$
$\mathbf{R}_{81}$	$(0\overline{157})$	$\mathbf{R}_{85}$
$\mathbf{R}_{85}$	$(0\overline{1357})$	$\mathbf{R}_{20} + \mathbf{R}_{87}$
$\mathbf{R}_{87}$	$(0\overline{12357})$	$\mathbf{R}_{22}$
$\mathbf{R}_{97}$	$(0\overline{167})$	$\mathbf{R}_{101} + \mathbf{R}_{113}$
$R_{101}$	$(0\overline{1367})$	$R_{36} + R_{103}$
$R_{103}$	$(0\overline{12367})$	$R_{38}$
$R_{113}$	$(0\overline{1567})$	$R_{117}$
$R_{117}$	$(0\overline{13567})$	$R_{52} + R_{119}$
$R_{119}$	$(0\overline{123567})$	$R_{54}$
$R_{134}$	$(02\overline{37})$	$\mathbf{R}_{150} + R_{166}$
$\mathbf{R}_{150}$	$(0\mathbf{2}\overline{357})$	$s^2$
$\mathbf{R}_{153}$	$(0\mathbf{14}\overline{57})$	$\mathbf{R}_{81}$
$R_{166}$	$(02\overline{367})$	$R_{182}$
$R_{169}$	$(01\overline{467})$	$R_{185}$
$R_{182}$	$(02\overline{3567})$	$s^{5/2}$
$R_{185}$	$(01\overline{4567})$	$R_{113}$
$\mathbf{R}_{222}$	$(0\mathbf{234}\overline{57})$	$\mathbf{R}_{150}$
$R_{238}$	$(02\overline{3467})$	$R_{166} + R_{254}$
$R_{254}$	$(02\overline{34567})$	$R_{182}$

The vectors  $C_i$  are all 0 except  $C_2 = R_1$ . We have then  $V_1 = 0$ ,  $V_2 = C_2 = R_1$  and  $V_i = T(V_{i-1})$ ,  $i = 3, \dots, 9$  where  $T$  is the transfer operator.

$$\begin{aligned}
V_2 &= C_2 = R_1 \\
V_3 &= \mathbf{R}_0 + \mathbf{R}_{69} + R_{73} + \mathbf{R}_{81} + \mathbf{R}_{97} \\
V_4 &= \mathbf{R}_4 + (\mathbf{R}_4 + \mathbf{R}_{71}) + (R_8 + R_{77} + \mathbf{R}_{153} + R_{169}) + \mathbf{R}_{85} + (\mathbf{R}_{101} + \mathbf{R}_{113}) \\
&= 2\mathbf{R}_4 + R_8 + \mathbf{R}_{71} + R_{77} + \mathbf{R}_{85} + \mathbf{R}_{101} + \mathbf{R}_{113} + \mathbf{R}_{153} + R_{169} \\
V_5 &= 2\mathbf{R}_6 + (R_0 + R_{12}) + \mathbf{R}_6 + (R_{12} + R_{79}) + (\mathbf{R}_{20} + \mathbf{R}_{87}) \\
&\quad + (\mathbf{R}_{36} + \mathbf{R}_{103}) + \mathbf{R}_{117} + \mathbf{R}_{81} + R_{185} \\
&= R_0 + 3\mathbf{R}_6 + 2R_{12} + \mathbf{R}_{20} + \mathbf{R}_{36} + R_{79} + \mathbf{R}_{81} \\
&\quad + \mathbf{R}_{87} + \mathbf{R}_{103} + \mathbf{R}_{117} + R_{185} \\
V_6 &= R_4 + 3(\mathbf{R}_{150} + \mathbf{R}_{166}) + 2R_{14} + \mathbf{R}_{22} + \mathbf{R}_{38} + R_{14} + \mathbf{R}_{85} \\
&\quad + \mathbf{R}_{22} + \mathbf{R}_{38} + (\mathbf{R}_{52} + \mathbf{R}_{119}) + R_{113} \\
&= R_4 + 3R_{14} + 2\mathbf{R}_{22} + 2\mathbf{R}_{38} \\
&\quad + \mathbf{R}_{52} + \mathbf{R}_{85} + R_{113} + \mathbf{R}_{119} + 3\mathbf{R}_{150} + 3\mathbf{R}_{166} \\
V_7 &= R_6 + 3(R_{134} + \mathbf{R}_{222} + R_{238}) + 2 \cdot \mathbf{0} + 2\mathbf{R}_{182} \\
&\quad + \mathbf{R}_{54} + (\mathbf{R}_{20} + \mathbf{R}_{87}) + R_{117} + \mathbf{R}_{54} + 3 \cdot \mathbf{0} + 3\mathbf{R}_{182} \\
&= R_6 + \mathbf{R}_{20} + 2\mathbf{R}_{54} + \mathbf{R}_{87} + R_{117} \\
&\quad + 3R_{134} + 5\mathbf{R}_{182} + 3\mathbf{R}_{222} + 3R_{238} \\
V_8 &= (\mathbf{R}_{150} + R_{166}) + \mathbf{R}_{22} + 2 \cdot \mathbf{0} + \mathbf{R}_{22} + (R_{52} + R_{119}) \\
&\quad + 3(\mathbf{R}_{150} + R_{166}) + 5 \cdot \mathbf{0} + 3\mathbf{R}_{150} + 3(R_{166} + R_{254}) \\
&= 2\mathbf{R}_{22} + R_{52} + R_{119} + 7\mathbf{R}_{150} + 7R_{166} + 3R_{254} \\
V_9 &= 2 \cdot \mathbf{0} + R_{54} + R_{54} + 7 \cdot \mathbf{0} + 7R_{182} + 3R_{182} \\
&= 2R_{54} + 10R_{182} \\
V_{10} &= 0
\end{aligned}$$

We have  $W(V_2) = \dots = W(V_5) = 0$  and

$$(W(V_6), \dots, W(V_9)) = (5s^2, 7s^{5/2}, 9s^2, 12s^{7/2})$$

and the complete triangulation polynomial of the polygonal region represented in Figure 13 is given by

$$s(s^3 5s^2 + s^{7/2} 7s^{5/2} + s^4 9s^2 + s^{9/2} 12s^{7/2}) = 12s^8 + 16s^7 + 5s^6 .$$

### 7.3 An edge-polynomial

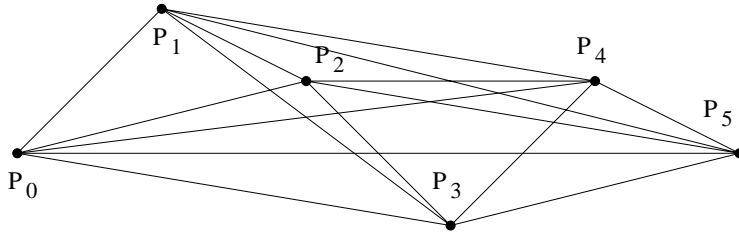


Figure 14: The near-edge  $E_{5,c}$

We consider the 5–near-edge  $E = E_{5,c}$  represented in Figure 14 of the near-polygon appearing in Figure 2. This near-edge  $E = (P_0, \dots, P_5)$  can be represented by

$$E = \begin{pmatrix} 0 & 1 & 2 & 3 & 4 & 5 \\ 0 & 2 & 1 & -1 & 1 & 0 \end{pmatrix}$$

In the following table we list all decorated roofs arising during the computations. The first two columns lists all 23 decorated roofs needed in the course of the computation, the third columns yields the image  $T(R_i)$  of the decorated roof  $R_i$  described by the previous columns. The 6–th line for instance lists the roof  $(\overline{P_0}, \overline{P_1}, P_3, P_5)$  encoded by  $(\overline{0135})$  and wich we call  $R_5$  using the labelling introduced previously. An easy computation shows that

$$T(R_5) = (\overline{015}) + (\overline{01235}) + (\overline{01345}) .$$

Using our numerotation of decorated roofs, we have thus

$$T(R_5) = R_{17} + R_{23} + R_{45} .$$

Data appearing in boldface script is only involved in the computation of the complete edge-polynomial and can be omitted during the computation of the maximal edge-polynomial.

$R_0$	$(\overline{05})$	$(\overline{015}) + (\overline{025}) + (\overline{045})$	$\mathbf{R}_1 + R_2 + R_8$
$\mathbf{R}_1$	$(\overline{015})$	$(\overline{0145})$	$R_{25}$
$R_2$	$(\overline{025})$	$(\overline{0125}) + (\overline{0245})$	$R_3 + R_{26}$
$R_3$	$(\overline{0125})$	$(\overline{015}) + (\overline{01245})$	$R_{17} + R_{43}$
$R_4$	$(\overline{035})$	$(\overline{05}) + (\overline{0135}) + (\overline{0235}) + (\overline{0345})$	$R_0 + R_5 + R_6 + R_{28}$
$R_5$	$(\overline{0135})$	$(\overline{015}) + (\overline{01235}) + (\overline{01345})$	$\mathbf{R}_{17} + R_{23} + R_{45}$
$R_6$	$(\overline{0235})$	$(\overline{025}) + (\overline{01235}) + (\overline{02345})$	$R_{18} + R_7 + R_{46}$
$R_7$	$(\overline{01235})$	$(\overline{0125}) + (\overline{012345})$	$R_{35} + R_{63}$
$R_8$	$(\overline{045})$	$(\overline{0145}) + (\overline{0245})$	$\mathbf{R}_9 + R_{10}$
$\mathbf{R}_9$	$(\overline{0145})$	0	0
$R_{10}$	$(\overline{0245})$	$(\overline{01245})$	$R_{11}$
$R_{11}$	$(\overline{01245})$	$(\overline{0145})$	$R_{25}$
$R_{17}$	$(\overline{015})$	$(\overline{0145})$	$R_{25}$
$R_{18}$	$(\overline{025})$	$(\overline{0245})$	$R_{26}$
$R_{23}$	$(\overline{01235})$	$(\overline{0125}) + (\overline{012345})$	$R_{35} + R_{63}$
$R_{25}$	$(\overline{0145})$	0	0
$R_{26}$	$(\overline{0245})$	0	0
$R_{28}$	$(\overline{0345})$	$(\overline{045})$	$R_8$
$R_{35}$	$(\overline{0125})$	$(\overline{015}) + (\overline{01245})$	$R_{17} + R_{43}$
$R_{43}$	$(\overline{01245})$	$(\overline{0145})$	$R_{25}$
$R_{45}$	$(\overline{01345})$	$(\overline{0145})$	$\mathbf{R}_{25}$
$R_{46}$	$(\overline{02345})$	$(\overline{0245})$	$R_{26}$
$R_{63}$	$(\overline{012345})$	$(\overline{01245})$	$R_{43}$



The vectors  $C_i$  are 0 except  $C_2 = R_4$ .

$$\begin{aligned}
V_1 &= C_1 = 0 \\
V_2 &= T(V_1) + C_2 = C_2 = R_4 \\
V_3 &= T(V_2) + C_3 = R_0 + R_5 + R_6 + R_{28} \\
V_4 &= T(V_3) + C_4 = (\mathbf{R}_1 + R_2 + R_8) + (\mathbf{R}_{17} + R_{23} + R_{45}) \\
&\quad + (R_{18} + R_7 + R_{46}) + R_8 \\
&= \mathbf{R}_1 + R_2 + R_7 + 2R_8 + \mathbf{R}_{17} + R_{18} + R_{23} + R_{45} + R_{46} \\
V_5 &= T(V_4) + C_5 = \mathbf{R}_{25} + (R_3 + R_{26}) + (R_{35} + R_{63}) + 2(\mathbf{R}_9 + R_{10}) \\
&\quad + \mathbf{R}_{25} + R_{26} + (R_{35} + R_{63}) + \mathbf{R}_{25} + R_{26} \\
&= R_3 + 2\mathbf{R}_9 + 2R_{10} + 3\mathbf{R}_{25} + 3R_{26} + 2R_{35} + 2R_{63} \\
V_6 &= T(V_5) + C_6 = (R_{17} + R_{43}) + \mathbf{2} \cdot \mathbf{0} + 2R_{11} + \mathbf{3} \cdot \mathbf{0} + 3 \cdot \mathbf{0} \\
&\quad + 2(R_{17} + R_{43}) + 2R_{43} \\
&= 2R_{11} + 3R_{17} + 5R_{43} \\
V_7 &= T(V_6) + C_7 = 3R_{25} + 5R_{25} + 2R_{25} \\
&= 10R_{25}
\end{aligned}$$

$$\begin{aligned}
\bar{p}(E) &= \sum_i s^{i/2} \tilde{W}(V_i) \\
&= p_2 s^2 + (p_1 s^2 + 3p_3 s^3) + (6p_2 s^3 + 4p_4 s^4) \\
&\quad + (13p_3 s^4 + 2p_5 s^5) + (3p_2 s^4 + 7p_4 s^5) + 10p_3 s^5 \\
&= (10p_3 + 7p_4 + 2p_5) s^5 + (3p_2 + 13p_3 + 4p_4) s^4 \\
&\quad + (6p_2 + 3p_3) s^3 + (p_1 + p_2) s^2
\end{aligned}$$

## References

- [1] O. Aichholzer, *The path of a triangulation*, in Proceedings of of the 13<sup>th</sup> European Workshop on Computational Geometry, 1-3, Würzburg, Germany, 1997.
- [2] O. Aichholzer, *Counting Triangulations - Olympics*, <http://www.igi.TUGraz.at/oaich/triangulations/counting.html>
- [3] O. Aichholzer, F. Hurtado, M. Noy, *On the number of triangulations every planar point set must have*, 13<sup>th</sup> Canadian Conference on Computational Geometry, 13-16, University of Waterloo, Canada 2001.
- [4] O. Aichholzer, H. Krasser, *The Point Set Order Type Data Base: A Collection of Applications and Results*, 13<sup>th</sup> Canadian Conference on Computational Geometry, 17-20, University of Waterloo, Canada 2001.

- [5] O. Aichholzer, F. Aurenhammer, H. Krasser, *Enumerating Order Types for Small Points Sets with Applications*, *Order*, **19**, 265-281, 2002.
- [6] O. Aichholzer, *Counting Triangulations: Remote Computing Services via E-mail*, <http://www.cis.TUGraz.at/igi/oaich/infotricount.html>
- [7] E.E. Anclin, *An upper bound for the Number of planar Lattice Triangulations*, arXiv:math.CO/0212140.
- [8] Edelsbrunner
- [9] V. Kaibel, G. Ziegler, *Counting Lattice Triangulations*, arXiv:math.CO/0211268.
- [10] R. Seidel, *On the number of triangulations of planar point sets*, *Combinatorica*, **18** (1998), 297-299.
- [11] F. Santos, R. Seidel, *A better upper bound on the number of triangulations of a planar point set*, *J. Comb. Th. Series A*, **102:1** (2003), 186-193.
- [12] R. Stanley, *Enumerative Combinatorics I*, Wadsworth&Brooks/Cole (1986).
- [13] R. Stanley, *Enumerative Combinatorics II*, Cambridge University Press, 1999.

Roland Bacher, Institut Fourier, UMR 5582, Laboratoire de Mathématiques,  
 BP 74, 38402 St. Martin d'Hères Cedex, France, Roland.Bacher@ujf-grenoble.fr