

COUNTING CURVES VIA LATTICE PATHS IN POLYGONS

GRIGORY MIKHALKIN

Abstract. This note presents a formula for the enumerative invariants of arbitrary genus in toric surfaces. The formula computes the number of curves of a given genus through a collection of generic points in the surface. The answer is given in terms of certain lattice paths in the relevant Newton polygon. If the toric surface is \mathbb{P}^2 or $\mathbb{P}^1 \times \mathbb{P}^1$ then the invariants under consideration coincide with the Gromov-Witten invariants. The formula gives a new count even in these cases, where other computational techniques are available.

1. Introduction: the numbers N_i

Let R^2 be a convex polygon with integer vertices. It defines a finite-dimensional linear system PL of curves in $(\mathbb{C})^2$, where $C = C_{\text{r f } 0g}$. These curves are the zero loci in $(\mathbb{C})^2$ of the (Laurent) polynomials

$$f(z; w) = \sum_{(j;k) \in R^2 \setminus Z^2} a_{jk} z^j w^k;$$

$a_{jk} \in \mathbb{C}$. The polynomials f themselves form the vector space L . Recall that the Newton polygon of f is $\text{Conv}\{ (j;k) \mid a_{jk} \neq 0 \}$. Thus L contains polynomials whose Newton polygon is contained in \cdot . Clearly PL is a complex projective space of dimension

$$m = \#(R^2 \setminus Z^2) - 1:$$

Curves with the Newton polygon form an open dense set $U \subset PL$. A generic curve in L is a smooth curve of genus

$$l = \#(\text{Int } R^2 \setminus Z^2) - 1:$$

Let $C \in PL$ be a curve. Even if C is not irreducible we can define its genus $g(C) \in \mathbb{Z}$. Consider the decomposition $C = C_1 + \dots + C_n$ into the irreducible components C_j . We define $g(C) = \sum_{j=1}^n g(C_j) + 1 - n$. Note that this definition of genus allows for negative values (cf. [1]). If C is singular then its genus is strictly smaller than l .

The curves of genus l and with the Newton polygon form a subvariety U of dimension m . Let \bar{L} be the projective closure of U . We define N_i to be the degree of the $(m-i)$ -dimensional subvariety in \bar{L} . The degree is the intersection number with a projective subspace of codimension $m-i$. Curves from \bar{L} passing through a point $z \in (\mathbb{C})^2$ form a hyperplane.

The number N_i has the following enumerative interpretation. Let $z_1, \dots, z_m \in (\mathbb{C})^2$ be generic points. The number N_i equals to the number of algebraic curves

The author is partially supported by the NSF.

of Newton polygon and genus 1 passing through $z_1; \dots; z_m$. Note that $N^{\text{irr}} = 1$ for any . These numbers get more interesting when $m > 0$.

Remark 1. Another way to look at the same problem is to consider the compactification of the torus $(\mathbb{C}^*)^2$. Recall that the polygon defines a compact toric surface CT , see e.g. [2]. (Some readers may be more familiar with the definition of toric surfaces by fans, in our case the fan is formed by the dual cones at the vertices of Δ .) The surface CT may have isolated singularities that correspond to some vertices of Δ .

In addition to a complex structure (which depends only on the dual fan) the polygon defines a holomorphic linear bundle H over CT . We have a canonical identification $H = L$, where H is the space of the sections of H . The projective space PL can be also considered as the space of all holomorphic curves in CT such that their homology class is Poincare dual to $c_1(H)$. The number N^{irr} is the number of holomorphic curves $C \subset CT$ such that $z_1; \dots; z_m \in C$, the homology class $[C]$ is dual to $c_1(H)$, the Euler characteristic of the normalization of C is $2 - 2(l)$ and no irreducible component of C is contained in $CT \setminus (\mathbb{C}^*)^2$.

Remark 2. Note that in the set-up of Remark 1 the number N^{irr} appears related to the Gromov-Witten invariant of CT (see [3]) corresponding to $c_1(H)$. The difference is that the corresponding Gromov-Witten invariant also has a contribution from the curves of genus 1 which have components contained in $CT \setminus (\mathbb{C}^*)^2$. This contribution is zero (by the dimension reasons) if CT is smooth and does not have exceptional divisors. Thus if $\Delta = \text{Convex Hull of } (0;0); (d;0); (0;d)g$ or $\Delta = [0;r] \cup [0;s]$ then the number N^{irr} is the multicomponent Gromov-Witten invariant of genus 1 and degree d in CP^2 or of bidegree $(r;s)$ in $CP^1 \times CP^1$.

Special Case. Suppose $\Delta = \Delta_d$ so that $CT = CP^2$. We have $m = \frac{d(d+3)}{2}$ and $l = \frac{(d-1)(d-2)}{2}$. The number $N^{\text{irr}} = N_{g;d}$ is the number of genus g , degree d (not necessarily irreducible) curves passing through $3d-1+g$ generic points in CP^2 , $g = \frac{(d-1)(d-2)}{2}$.

The formula $N^{\text{irr}} = 3(d-1)^2$ is well-known as the degree of the discriminant (cf. [2]). An elegant recursive formula for the number of irreducible rational curves (the one-component part of $N_{0;d}$) was found by Kontsevich [3]. An algorithm for computing $N_{g;d}$ for arbitrary g is due to Caporaso and Harris [1]. See [7] for computations for some other rational surfaces, in particular, the Hirzebruch surfaces (this corresponds to the case when Δ is a trapezoid).

2. Lattice paths and their multiplicities

A path $\gamma : [0;n] \rightarrow \mathbb{R}^2$, $n \in \mathbb{N}$, is called a lattice path if $\gamma_j \in \mathbb{Z}^2$, $j = 1; \dots; n$ is an n -linear map and $\gamma_j \in \mathbb{Z}^2$, $j \in [0;n]$. Clearly, a lattice path is determined by its values at the integer points. Let us choose an auxiliary linear map $\gamma : \mathbb{R}^2 \rightarrow \mathbb{R}$ that is irrational, i.e. such that $\gamma|_{\mathbb{Z}^2}$ is injective. Let $p; q \in [0;n]$ be the vertices where γ reaches its minimum and maximum respectively. A lattice path is called γ -increasing if $\gamma \circ \gamma$ is increasing.

The points p and q divide the boundary $@$ into two increasing lattice paths

$$\gamma^+ : [0;n_+] \rightarrow @ \quad \text{and} \quad \gamma^- : [0;n_-] \rightarrow @ :$$

We have $\gamma_+(0) = \gamma_-(0) = p$, $\gamma_+(n_+) = \gamma_-(n_-) = q$, $n_+ + n_- = m - 1 + 3$. To fix a convention we assume that γ_+ goes clockwise around θ while γ_- goes counterclockwise.

Let $\gamma : [0; n] \rightarrow \mathbb{R}^2$ be an increasing lattice path such that $\gamma(0) = p$ and $\gamma(n) = q$. The path γ divides θ into two closed regions: θ_+ enclosed by γ_+ and γ and θ_- enclosed by γ_- and γ . Note that the interiors of θ_+ and θ_- do not have to be connected.

We define the positive (resp. negative) multiplicity $\mu_+(\gamma)$ (resp. $\mu_-(\gamma)$) of the path γ inductively. We set $\mu_+(\gamma) = 1$. If $k \notin \gamma$ then we take $k - 1$ to be the smallest number such that $\gamma(k)$ is a vertex of θ with the angle less than π (so that θ is locally convex at $\gamma(k)$).

If such k does not exist we set $\mu_+(\gamma) = 0$. If $k \in \gamma$ we consider two other increasing lattice paths connecting p and q : $\gamma^0 : [0; n-1] \rightarrow \mathbb{R}^2$ and $\gamma^1 : [0; n] \rightarrow \mathbb{R}^2$. We define γ^0 by $\gamma^0(j) = \gamma(j)$ if $j < k$ and $\gamma^0(j) = \gamma(j+1)$ if $j \geq k$. We define γ^1 by $\gamma^1(j) = \gamma(j)$ if $j \notin k$ and $\gamma^1(k) = \gamma(k-1) + \gamma(k+1) - \gamma(k) \in \mathbb{Z}^2$. We set

$$\mu_-(\gamma) = 2 \text{Area}(T) - \mu_+(\gamma^0) + \mu_+(\gamma^1);$$

where T is the triangle with the vertices $\gamma(k-1)$, $\gamma(k)$ and $\gamma(k+1)$. The multiplicity is always integer since the area of a lattice triangle is half-integer.

Note that it may happen that $\mu_-(\gamma) \neq 0$. In such case we use a convention $\mu_-(\gamma) = 0$. We may assume that $\mu_+(\gamma^0)$ and $\mu_+(\gamma^1)$ is already defined since the area of T is smaller for the new paths. Note that $\mu_-(\gamma) = 0$ if $n < n_+$ as the paths γ^0 and γ^1 are not longer than γ .

We define the multiplicity of the path γ as the product $\mu(\gamma) = \mu_+(\gamma) \mu_-(\gamma)$. Note that the multiplicity of a path connecting two vertices of θ does not depend on θ . We only need θ to determine whether a path is increasing.

Example 1. Consider the path $\gamma : [0; 8] \rightarrow \mathbb{R}^2$ depicted on the extreme left of Figure 1. This path is increasing with respect to $(x; y) = x - y$, where $y > 0$ is very small.

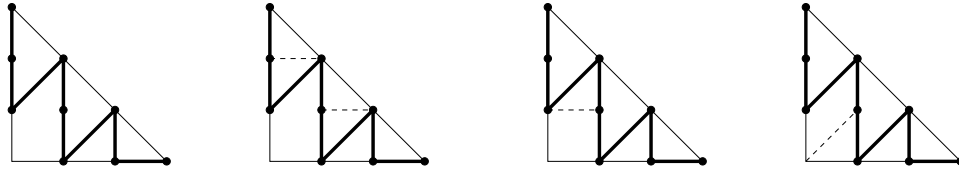


Figure 1. A path γ with $\mu_+(\gamma) = 1$ and $\mu_-(\gamma) = 2$.

Let us compute $\mu_+(\gamma)$. We have $k = 2$ as $\gamma(2) = (0; 1)$ is a locally convex vertex of θ_+ . We have $\mu_+(2) = (1; 3) \notin \gamma$ and thus $\mu_+(\gamma) = \mu_+(\gamma^0)$, since $\text{Area}(T) = \frac{1}{2}$. Proceeding further we get $\mu_+(\gamma) = \mu_+(\gamma^0) = \mu_+(\gamma^1) = 1$.

Let us compute $\mu_-(\gamma)$. We have $k = 3$ as $\gamma(3) = (1; 2)$ is a locally convex vertex of θ_- . We have $\mu_-(3) = (0; 0)$ and $\mu_-(\gamma) = 1$. To compute $\mu_-(\gamma^0) = 1$ we note that $\mu_-(\gamma^0) = 0$ and $\mu_-(\gamma^1) = 1$. Thus the full multiplicity of γ is 2.

3. The formula

In the previous section we fixed an auxiliary linear function $\ell : \mathbb{R}^2 \rightarrow \mathbb{R}$ which determines the extremal vertices $p; q$ of θ .

Theorem 1. The number $N_{0;1}$ equals to the number (counted with multiplicities) of \mathbb{A}^1 -increasing lattice paths $[0; m]$ connecting p and q .

This theorem is proved in [5] (to appear). The proof is based on the application of the so-called tropical algebraic geometry (see e.g. Chapter 9 of [6]). The relation between the classical enumerative problem and the corresponding tropical problem is provided by passing to the "large complex limit" as suggested by Kontsevich (see [4] for these ideas in a more general setting).

Note that an immediate corollary of Theorem 1 is that the number of \mathbb{A}^1 -increasing lattice paths of a fixed length does not depend on the choice of p, q .

Example 2. Let us compute $N_{0;1} = 5$ for the polygon depicted on Figure 2 in two different ways. Using $(x; y) = x + y$ for a small $\epsilon > 0$ we get the left two paths depicted on Figure 2. Using $(x; y) = x - y$ we get the three right paths. The corresponding multiplicities are shown under the path. All other \mathbb{A}^1 -increasing paths have zero multiplicity.

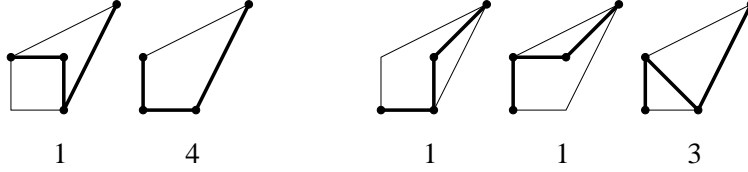


Figure 2. Computing $N_{0;1} = 5$ in two different ways.

In the next two examples we use $(x; y) = x - y$ as the auxiliary linear function.

Example 3. Figure 3 shows a computation of the well-known number $N_{0;3} = N_{0;3} = 12$. This is the number of rational cubic curves through 8 generic points in \mathbb{CP}^2 .

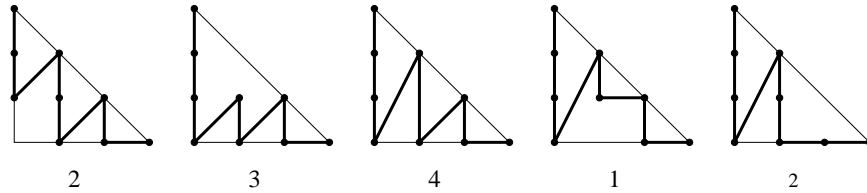
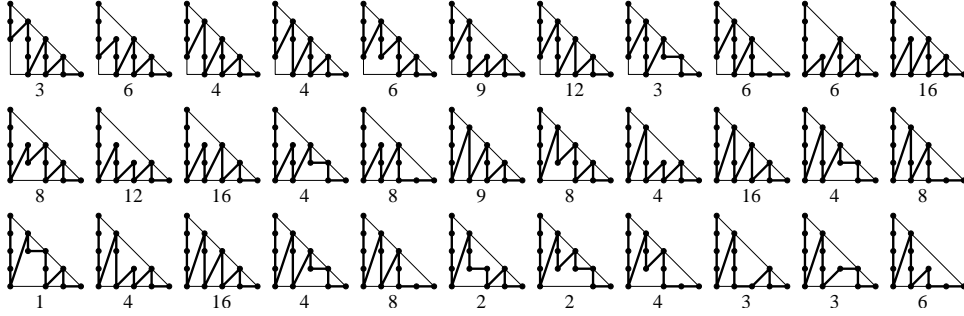


Figure 3. Computing $N_{0;3} = 12$.

Example 4. Figure 4 shows a computation of a less well-known number $N_{1;4} = N_{1;4} = 4$. This is the number of genus 1 quartic curves through 12 generic points in \mathbb{CP}^2 .

4. Real aspects of the count

Suppose that $z_1, \dots, z_m \in \mathbb{R}^2 \subset (\mathbb{C}^*)^2$ are generic real points. We may ask how many of the $N_{0;1}$ relevant complex curves are real, i.e. defined over \mathbb{R} . Note that this number depends on the configuration of real points.

Figure 4. Computing $N_{1,4} = 225$.

Theorem 1 can be modified to give the relevant count of real curves. In order to do this we need to modify the definition of the multiplicity of a lattice path $\gamma : [0; n]!$ connecting the vertices p and q in the following way. We set

$$R(\gamma) = a(T) R(\gamma^0) + R(\gamma^0);$$

The definition of new paths γ^0, γ^0 and the triangle T is the same as in section 2. We define the function $a(T)$ according to the following rules: $a(T) = 1$ if $Area(T)$ is not integer; $a(T) = 4$ if both integer vectors $(k-1) - (k)$ and $(k+1) - (k)$ are divisible by 2; $a(T) = 2$ otherwise. Similar to section 2 we define $R(\gamma) = 1$ and $R(\gamma) = R_+(\gamma) R(\gamma)$. As before $\gamma : R^2 \rightarrow R$ is a linear map injective on Z^2 and p and q are the extrema of γ .

Theorem 2. For any choice of γ there exists a configuration of m of generic points in the positive quadrant $(R_{>0})^2 \subset (R)^2$ such that the number of real curves among the N relevant complex curves is equal to the number of γ -increasing lattice paths $\gamma : [0; m]!$ connecting p and q counted with real multiplicities.

Example 5. The first count of N from Example 2 gives a configuration of 3 real points with 5 real curves. The second count gives a configuration with 3 real curves as the real multiplicity of the last path is 1. Note also that the second path on Figure 2 changes its real multiplicity if we reverse its direction.

Example 3 gives a configuration of 9 generic points in RP^2 with all 12 nodal cubics through them real. Example 4 gives a configuration of 12 generic points in RP^2 with 217 out of the 225 quartics of genus 1 real. The path in the middle of Figure 4 has multiplicity 9 but real multiplicity 1. A similar computation shows that there exists a configuration of 11 generic points in RP^2 such that 564 out of the 620 irreducible quartic through them are real.

Remark 3. Theorem 2 can be modified to produce points z_1, \dots, z_m in any sequence of quadrants. A different choice of such sequence would modify the definition of real multiplicities of lattice paths.

If $\gamma = 1$, $\gamma = x - y$ and $\gamma = d$ or $\gamma = [0; r] - [0; s]$, $d, r, s \in 2N$, then for any γ -increasing lattice path $\gamma : [0; m]!$ connecting p and q we have $R(\gamma) = R(\gamma)$. This gives the following corollaries for Theorem 2.

Corollary 3. There exists a configuration of $\frac{1}{2}(d^2 + 3d - 2)$ generic points in RP^2 such that all $3(d-1)^2$ nodal curves of degree d through them are real.

Corollary 4. There exists a configuration of $rs + r + s - 1$ generic points in $\mathbb{RP}^1 \times \mathbb{RP}^1$ such that all $6rs - 4r - 4s + 4$ nodal curves of bidegree $(r; s)$ through them are real.

Remark 4. The case $d = 3$ was treated earlier by Kharlamov. He constructed a configuration of 8 points in \mathbb{RP}^2 such that all 12 rational cubics through them are real. Shortly after the appearance of the first draft of this note Kharlamov found a nice way to generalize his argument to give an alternative proof of Corollary 3.

Other configurations of 8 points in \mathbb{RP}^2 may have 8 or 10 instead of 12 real rational cubics. Both of these possibilities are also realized by lattice paths. In general we have the inequality $d^2 - 1 \leq N_{\mathbb{R}}^{d,1} \leq 3(d-1)^2$ for the number $N_{\mathbb{R}}^{d,1}$ of real nodal curves through $\frac{1}{2}(d^2 + 3d - 2)$ generic points in \mathbb{RP}^2 . The sharpness of the first inequality is not known for $d \geq 4$. Nevertheless in the case $d = 4$ lattice paths produce configurations of 13 points in \mathbb{RP}^2 with $N_{\mathbb{R}}^{d,1} = 19$ while $d^2 - 1 = 15$.

References

- [1] L. Caporaso, J. Harris, Counting plane curves of any genus, *Invent. Math.* 131 (1998), 345–392.
- [2] I. M. Gelfand, M. M. Kapranov, A. V. Zelevinski, *Discriminants, resultants and multidimensional determinants*, Birkhauser Boston 1994.
- [3] M. Kontsevich, Yu. Manin, Gromov-Witten classes, quantum cohomology and enumerative geometry, *Comm. Math. Phys.* 164 (1994), 525–562.
- [4] M. Kontsevich, Ya. Soibelman, Homological mirror symmetry and torus fibrations, <http://arXiv.org/math.SG/0011041> Preprint 2000.
- [5] G. Mikhalkin, Gromov-Witten invariants and tropical algebraic geometry (to appear).
- [6] B. Sturmfels, Solving systems of polynomial equations, CBMS Regional Conference Series in Mathematics, AMS Providence, RI 2002.
- [7] R. Vakil, Counting curves on rational surfaces, *Manuscripta Math.* 102 (2000), 53–84.

Dept of Mathematics, Univ of Utah, Salt Lake City, UT 84112, USA

St. Petersburg Branch of Steklov Mathematical Institute, Fontanka 27, St. Petersburg, 191011 Russia

E-mail address: mikhalkin@math.utah.edu