

GLUING TIGHT CONTACT STRUCTURES

KO HONDA

ABSTRACT. We prove gluing theorems for tight contact structures. In particular, we rederive (as special cases) gluing theorems due to Colin and Makar-Limanov, and present an algorithm for determining whether a given contact structure on a handlebody is tight. As applications, we construct a tight contact structure on a genus 4 handlebody which becomes overtwisted after Legendrian -1 surgery, and study certain Legendrian surgeries on T^3 .

1. INTRODUCTION

The goal of this paper is to provide an updated account of the theory of tight contact structures on 3-manifolds. The emphasis is on purely 3-dimensional techniques, which arises from a Haken decomposition theory, where the cutting manifolds are *convex surfaces*. In the introductory sections of this paper, we will briefly explain the notion of a convex surface, which appear to be the best kind of cutting surface for a decomposition, as well as the notion of a *bypass*, which plays a role in flaking off $\Sigma \times I$ layers, where Σ is a convex surface and $I = [0, 1]$. We will explain how to cut along convex surfaces with Legendrian boundary – in order to ensure that the boundary that we cut along is Legendrian, we use a preparation theorem called *Legendrian realization*. We are then able to perform a *convex decomposition* on M .

The following question then arises naturally. Suppose we want to construct a tight contact structure using the reverse procedure. If $M \rightsquigarrow M'$ is one step of the convex decomposition, and M' is tight, what are the conditions for M to be tight? We provide one answer in the form of Theorems 2.1 and 2.5. Theorem 2.1 provides an explicit algorithm for determining whether a prescribed contact structure on a handlebody is tight, and allows us, at least in theory, to classify tight contact structures on a handlebody with prescribed boundary conditions in finite time. Theorem 2.5 is a general gluing/classification theorem, which is usually rather difficult to verify in practice. However, as special (combinatorially simple) cases of Theorem 2.5, we are able to recover gluing theorems due to Colin [1], [2] and Makar-Limanov [21] on tightness preserved under connect sum operations, and restricted boundary connect sum operations.

We will discuss some specific examples of tight contact structures which can be constructed using the Gluing Theorem. (1) We will exhibit a tight contact structure on a genus 4 handlebody which becomes overtwisted after Legendrian surgery. This is the first example of a tight contact structure (albeit not closed) which does not remain tight after Legendrian surgery. (2) We will study some Legendrian surgeries of ξ_n , $n \in \mathbf{Z}^+$, the distinct tight contact structures on $T^3 = S^1 \times T^2$.

Date: First version: November 28, 1999. This version: July 3, 2000.

1991 *Mathematics Subject Classification.* Primary 57M50; Secondary 53C15.

Key words and phrases. tight, contact structure.

1.1. Convex surfaces. We assume that the reader is familiar with the basic ideas of contact topology in dimension 3 (see for example [7]), especially the dichotomy between *tight* contact structures and *overtwisted* contact structures. Since overtwisted contact structures are relatively well-understood by the work of Eliashberg [4], our focus is on tight contact structures.

Let M be an oriented, compact 3-manifold (possibly with boundary), and let ξ be a *positive* contact structure which is co-oriented by a global 1-form α with $\alpha \wedge d\alpha > 0$. We define *Legendrian curves* to be *closed* curves which are everywhere tangent to ξ , as opposed to *Legendrian arcs*.

If X is a manifold and Y is a submanifold, then we will use the notation $X \setminus Y$ to mean the metric closure of the complement of Y in X .

An oriented properly embedded surface Σ in (M, ξ) is called *convex* if there is a vector field v transverse to Σ whose flow preserves ξ . The *dividing set* Γ_Σ of Σ *with respect to* v is the set of points x satisfying $v(x) \in \xi(x)$. The isotopy type of Γ_Σ is independent of the choice of v – hence we will usually call Γ_Σ *the dividing set* of Σ . Γ_Σ is a union of pairwise disjoint smooth curves which are transverse to the *characteristic foliation* $\xi|_\Sigma$. Denote the number of connected components of Γ_Σ by $\#\Gamma_\Sigma$. $\Sigma \setminus \Gamma_\Sigma = R_+ - R_-$, where R_+ is the subsurface where the orientations of v (coming from the normal orientation of Σ) and the normal orientation of ξ coincide, and R_- is the subsurface where they are opposite.

We will not assume that our convex surfaces are closed. In fact, in most applications, our convex Σ will be a compact convex surface with *Legendrian boundary*. This will impose a condition on each connected component γ of $\partial\Sigma$ – namely, the *twisting number* $t(\gamma, Fr_\Sigma)$ of γ relative to the framing Fr_Σ induced from Σ must be nonnegative. Here we are using the convention that left twists are negative.

Key Principle: It is the dividing set Γ_Σ (not the exact characteristic foliation) which encodes the essential contact topology information in a neighborhood of Σ .

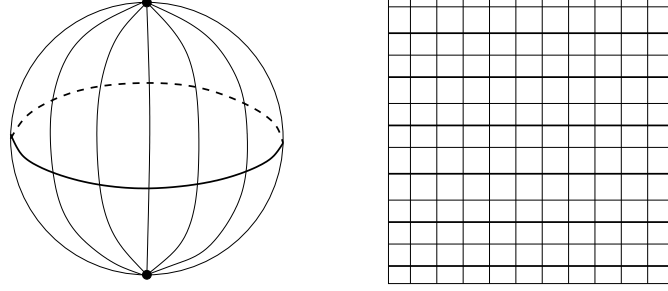
To make this idea more precise, we will now present Giroux’s Flexibility Theorem. If \mathcal{F} is a singular foliation on Σ , then a disjoint union of properly embedded curves Γ is said to *divide* \mathcal{F} if there exists some I -invariant contact structure ξ on $\Sigma \times I$ such that $\mathcal{F} = \xi|_{\Sigma \times \{0\}}$ and Γ is the dividing set for $\Sigma \times \{0\}$.

Theorem 1.1 (Giroux [11]). *Let Σ be a convex surface with characteristic foliation $\xi|_\Sigma$, contact vector field v , and dividing set Γ . If \mathcal{F} is another singular foliation on Σ divided by Γ , then there is an isotopy ϕ_t , $t \in [0, 1]$, called an *admissible isotopy* of Σ , such that $\phi_0(\Sigma) = \Sigma$, $\xi|_{\phi_1(\Sigma)} = \mathcal{F}$, the isotopy is fixed on Γ , and $\phi_t(\Sigma)$ is transverse to v for all t .*

The following is Giroux’s criterion for determining which convex surfaces have neighborhoods which are tight:

Theorem 1.2 (Giroux’s criterion). *If $\Sigma \neq S^2$ is a convex surface in a contact manifold (M, ξ) , then Σ has a tight neighborhood if and only if Γ_Σ has no homotopically trivial curves. If $\Sigma = S^2$, Σ has a tight neighborhood if and only if $\#\Gamma_\Sigma = 1$.*

Examples: The following are some examples of convex surfaces that can exist inside tight contact manifolds.


 FIGURE 1. Dividing curves for S^2 and T^2

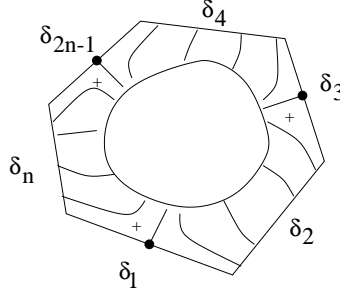
1. $\Sigma = S^2$. Since $\#\Gamma_\Sigma = 1$, there is only one possibility. See Figure 1. Note that any time there is more than one dividing curve the contact structure is overtwisted. In Figure 1, the thicker lines are the dividing curves.
2. $\Sigma = T^2$. Since there cannot be any homotopically trivial curves, Γ_Σ consists of an even number (> 0) of parallel homotopically essential curves. If we identify $T^2 \simeq \mathbf{R}^2/\mathbf{Z}^2$ so that the dividing curves are horizontal, we have the situation in Figure 1. Note that the sides are identified and the top and bottom are identified. The thin horizontal lines are tangencies, called *Legendrian divides*, and the vertical lines form a family of Legendrian curves, called *Legendrian rulings*.

1.2. Legendrian realization principle. In this section we present the *Legendrian realization principle* – a criterion for determining whether a given curve or a collection of curves and arcs can be made Legendrian after a perturbation of a convex surface Σ . The result is surprisingly strong – we can realize almost any curve as a Legendrian one. Our formulation of Legendrian realization is a generalization of Kanda’s [18]. Call a union of closed curves and arcs C on a convex surface Σ with Legendrian boundary *nonisolating* if the following hold:

1. C is transverse to Γ_Σ .
2. Every arc in C either begins and ends on Γ_Σ , or begins and ends on $\text{sing}(\partial\Sigma)$. Here assume that Σ has been normalized near $\partial\Sigma$ so that the singular set $\text{sing}(\partial\Sigma)$ of $\partial\Sigma$ consists solely of half-elliptic points.
3. C is pairwise disjoint, with the possible exception of arcs having common endpoints on $\text{sing}(\partial\Sigma)$.
4. Every component of $\Sigma \setminus (\Gamma_\Sigma \cup C)$ has a boundary component which intersects Γ_Σ .

Theorem 1.3 (Legendrian realization). *Consider C , a nonisolating collection of closed curves and arcs, on a convex surface Σ with Legendrian boundary. Then there exists an admissible isotopy ϕ_t , $t \in [0, 1]$ so that*

1. $\phi_0 = \text{id}$,
2. $\phi_t(\Sigma)$ are all convex,
3. ϕ_t leaves $\partial\Sigma$ fixed,
4. $\phi_1(\Gamma_\Sigma) = \Gamma_{\phi_1(\Sigma)}$,
5. $\phi_1(C)$ is Legendrian.

FIGURE 2. Characteristic foliation on $\gamma \times I$

Therefore, in particular, a nonisolating collection C can be realized by a Legendrian collection C' with the same number of geometric intersections. A corollary of this theorem, observed by Kanda, is the following:

Corollary 1.4 (Kanda). *A closed curve C on Σ can be realized as a Legendrian curve (in the sense of Theorem 1.3) if $C \pitchfork \Gamma_\Sigma$ and $C \cap \Gamma_\Sigma \neq \emptyset$.*

Observe that if C is a Legendrian curve on a convex surface Σ , then its twisting number $t(C, Fr_\Sigma) = \frac{1}{2} \#(C \cap \Gamma_\Sigma)$, where $\#(C \cap \Gamma_\Sigma)$ is the geometric intersection number (signs ignored).

Proof. By Giroux's Flexibility Theorem, it suffices to find a characteristic foliation \mathcal{F} on Σ with (an isotopic copy of) C which is represented by Legendrian curves and arcs. We remark here that these Legendrian curves and arcs constructed will always pass through singular points of \mathcal{F} . Consider a component Σ_0 of $\Sigma \setminus (\Gamma_\Sigma \cup C)$ – let us assume $\Sigma_0 \subset R_+$, so all the elliptic singular points are sources. Denote $\partial\Sigma_0 = \gamma^- - \gamma^+$, where γ^- consists of closed curves γ which intersect Γ_Σ , and γ^+ consists of closed curves $\gamma \subset C$. This means that for $\gamma \subset \gamma^-$, either $\gamma \subset \Gamma_\Sigma$ or $\gamma = \delta_1 \cup \delta_2 \cup \dots \cup \delta_{2k}$, where δ_{2i-1} , $i = 1, \dots, k$, are subarcs of C , δ_{2i} , $i = 1, \dots, k$, are subarcs of Γ_Σ , and the endpoint of δ_j is the initial point of δ_{j+1} . Since C is nonisolating, γ^- is nonempty. What the γ^- provide are ‘escape routes’ for the flows whose sources are γ^+ or the singular set of Σ_0 – in other words, the flow would be exiting along Γ_Σ .

Construct \mathcal{F} so that (1) the subarcs of γ^- coming from C are now Legendrian, with a single positive half-hyperbolic point in the interior of the arc, (2) the curves of $\partial\Sigma_0$ contained in C are Legendrian curves, with one positive half-elliptic point and one positive half-hyperbolic point. If $\gamma \subset \gamma^-$ intersects C , then we give a neighborhood $\gamma \times I$ a characteristic foliation as in Figure 2. After filling in this collar, we may assume that \mathcal{F} is transverse to and flows out of γ^- . If γ^+ is empty, then we introduce a positive elliptic singular point on the interior of Σ_0 , and let γ^+ be a small closed loop around the singular point, transverse to the flow. At any rate, we may assume the flow enters through γ^+ and exits through γ^- – by filling in appropriate positive hyperbolic points we may extend \mathcal{F} to all of Σ_0 . \square

1.3. Bypasses. Let Σ be a convex surface. A *bypass* is a half-disk D with $\partial D = \alpha \cup \beta$ Legendrian arcs such that, for one orientation of D , $\alpha \cap \beta$ are both positive elliptic, the other singular point along α is negative elliptic, and all the singular points along β are positive and alternate between elliptic and hyperbolic. We assume that all the singular points along α lie on Γ_Σ . See Figure 3. Slightly informally, we have twisting numbers $t(\alpha) = -1$ and $t(\beta) = 0$; in other words, going around

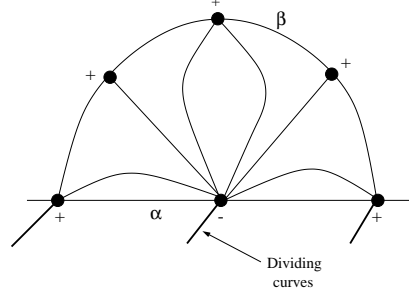
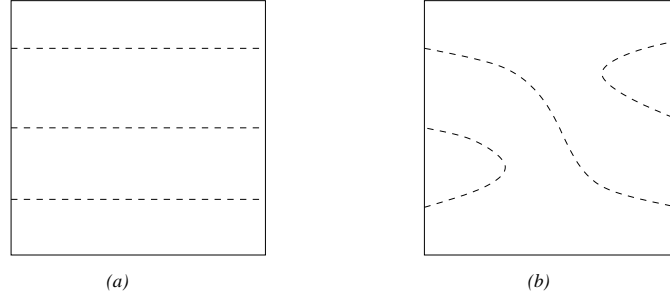


FIGURE 3. A bypass

the bypass increases the twisting number. Since it is easy to decrease the twisting number but not always possible to increase the twisting number, the existence of a bypass is not a local condition and we do not get bypasses ‘for free.’

We obtain the following result regarding the change in the dividing set when a bypass is attached:

Theorem 1.5 ([15]). *Let Σ be a convex surface and D a bypass on Σ . Then we can find a neighborhood N of $\Sigma \cup D$ with convex $\partial N = \Sigma - \Sigma'$, and $\Gamma_{\Sigma'}$ is related to Γ_{Σ} as shown in Figure 4.*


 FIGURE 4. (a) Dividing curves (dashed lines) on Σ , (b) Dividing curves on Σ'

The following lemma was observed by W. Kazez:

Lemma 1.6. *Let R_+ and R_- be the positive and negative regions of Σ , and R'_+ and R'_- be the positive and negative regions of Σ' , obtained from a bypass attachment onto Σ . Then*

$$\chi(R_+) - \chi(R_-) = \chi(R'_+) - \chi(R'_-).$$

The proof is simple. Note that $\langle e(\xi), \Sigma \rangle = \chi(R_+) - \chi(R_-)$, where $e(\xi)$ is the Euler class of ξ .

The consequence of this bypass move is that many questions in contact topology take on a much more combinatorial appearance – they can be rephrased into (often nonstandard) questions about curves on surfaces. One of the key features is that contact topology is intimately connected with *positive Dehn twists* and the mapping class group of an oriented surface, as we will see after calculating some examples of bypass attachments. Let us assume that the bypass attachments take place inside a tight contact manifold.

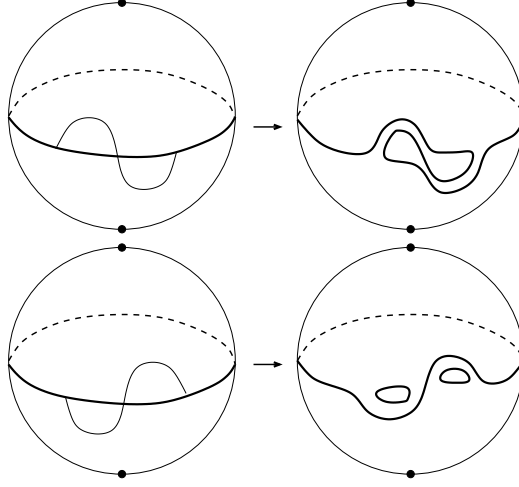
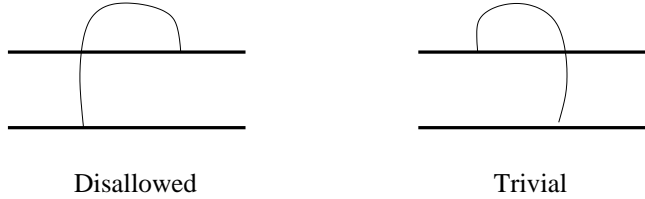
FIGURE 5. Bypasses on S^2 

FIGURE 6. Trivial bypass attachment

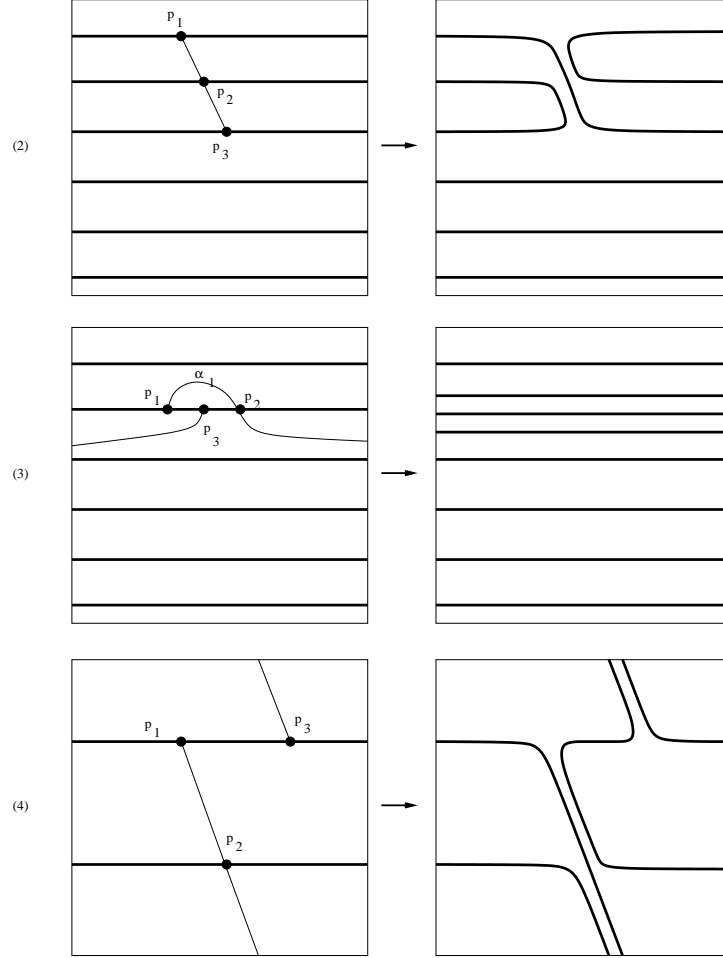
Example: $\Sigma = S^2$. There are exactly two possibilities, up to isotopy. See Figure 5. The dividing curves are represented by thick lines, whereas the Legendrian curve along which the bypass is attached is a thin line intersecting Γ_Σ at three points. Notice that one of the bypasses preserves $\#\Gamma_\Sigma$, whereas its mirror image changes $\#\Gamma_\Sigma$ from 1 to 3, hence is a disallowed move in a tight structure.

In a similar vein, Figure 6 depicts the *trivial* bypass attachment, i.e., one that does not change the dividing curve configuration, together with its evil twin, the disallowed move. A detailed discussion of the trivial bypass will be given in Section 1.4.

Example: $\Sigma = T^2$. The following are the tight possibilities:

1. The bypass attachment is *trivial*.
2. $\#\Gamma_\Sigma = 2n$ decreases by 2 (provided $2n > 2$).
3. $\#\Gamma_\Sigma = 2n$ increases by 2.
4. The new dividing curve configuration is obtained from performing a (positive) Dehn twist to the old configuration.

The examples are presented in Figure 7. Let D be the bypass, and $\alpha = D \cap \Sigma$ be the Legendrian arc of attachment. Let $\{p_1, p_2, p_3\} = \alpha \cap \Gamma_\Sigma$, arranged in order along α , and γ_i , $i = 1, 2, 3$, be the component of Γ_Σ containing p_i . If $\gamma_1 = \gamma_2$, then the subarc $\alpha_s \subset \alpha$ from p_1 to p_2 , together with


 FIGURE 7. Bypass attachments on T^2

a subarc $\gamma_s \subset \gamma_1 = \gamma_2$ from p_1 to p_2 bound a half-disk. If $p_3 \notin \gamma_s$, then the bypass attachment is either trivial – case (1) – or disallowed. If $p_3 \in \gamma_s$, then the allowed bypass attachment increases $\#\Gamma_\Sigma$ – this is case (3). Therefore, we may assume $\gamma_1 \neq \gamma_2$ and $\gamma_2 \neq \gamma_3$. If $\#\Gamma_\Sigma > 2$, then the p_i lie on three distinct dividing curves, and we have case (2). Finally, we have $\#\Gamma_\Sigma = 2$, $\gamma_1 = \gamma_3 \neq \gamma_2$. We now exhibit the curve that Σ is Dehn twisted about, to obtain $\Gamma_{\Sigma'}$ from Γ_Σ . Since $\gamma_1 = \gamma_3$, $\gamma_1 \setminus \{p_1, p_3\}$ consists of two arcs. Take the arc γ_s , starting at p_1 in the direction γ'_s which forms an oriented basis $\{\gamma'_s, \alpha'\}$, where α' is a tangent vector to α at p_1 which points outward. Now let the curve C for the Dehn twist be $\alpha \cup \gamma_s$.

Proposition 1.7. *Let Σ be a closed convex surface in a tight manifold. A bypass attachment to Σ give rise to Σ' which satisfies one of the following:*

1. $\Gamma_\Sigma = \Gamma_{\Sigma'}$, i.e., a trivial attachment.
2. $\#\Gamma_\Sigma = \#\Gamma_{\Sigma'} + 2$.
3. $\#\Gamma_\Sigma = \#\Gamma_{\Sigma'} - 2$.

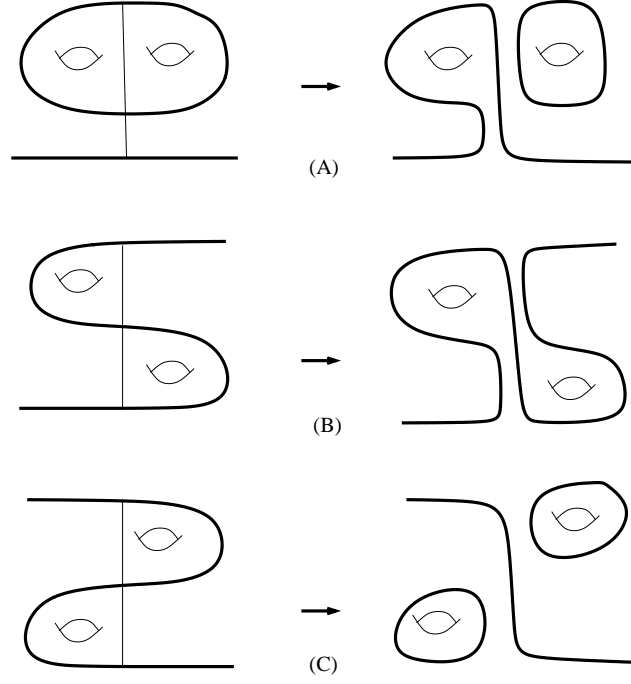


FIGURE 8. Bypasses on Σ : (A) is the mystery move, (B) is given by a Dehn twist, and (C) increases $\#\Gamma_\Sigma$ by 2

4. $\Gamma_{\Sigma'}$ is obtained from Γ_Σ via a positive Dehn twist.
5. ‘Mystery move’, described below.

Proof. The argument is almost identical to the T^2 case. Using the notation from above, let p_i , $i = 1, 2, 3$, be the three intersections of $\alpha \cap \Gamma_\Sigma$ and γ_i be components of Γ_Σ containing p_i . As above, if $\gamma_1 \neq \gamma_2$ and $\gamma_2 \neq \gamma_3$, then we have a decrease (2) or a positive Dehn twist (4). Suppose $\gamma_1 = \gamma_2$. The chief difference between T^2 and higher genus Σ is that the arc α_s from p_1 to p_2 does not always bound a half-disk, together with an arc $\gamma_s \subset \gamma_1$ – if it does, then we have (1) or (3). We have two remaining cases: $\gamma_1 = \gamma_2 \neq \gamma_3$, which we call the ‘mystery move’ (5), and $\gamma_1 = \gamma_2 = \gamma_3$, which gives either (2) or (4). See Figure 8 for these possibilities. \square

Positive Dehn twists have also appeared in the study of symplectic Lefschetz fibrations, so it is not as surprising that they appear in contact topology. Understanding the relationship among the following:

$$\begin{array}{c}
 \text{Contact topology} \\
 \updownarrow \\
 \{\text{Positive Dehn twists}\} \subset \text{Mapping class group} \\
 \updownarrow \\
 \text{Lefschetz fibrations}
 \end{array}$$

is an interesting open-ended question.

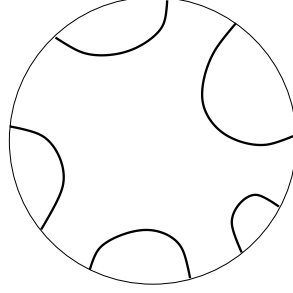
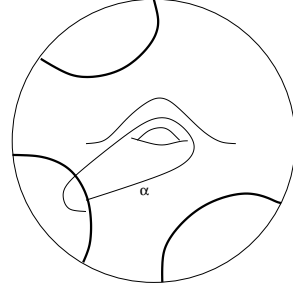


FIGURE 9. No nontrivial bypasses


 FIGURE 10. Increasing $\#\Gamma_\Sigma$

Let us now examine several examples where Σ is compact convex with Legendrian boundary.

Example: $\Sigma = D^2$. Assume $tb(\partial\Sigma) = -n < 0$. Since there cannot exist closed dividing curves on Σ , all the dividing curves are arcs which connect two points on the boundary. There are $2n$ points which need to be ‘hooked up’ via the dividing curves, so the number of possible configurations is finite – largely due to the nonexistence of homotopically nontrivial closed curves. As before, let α be the Legendrian arc of attachment, and p_i be its intersection with γ_i , $i = 1, 2, 3$. There are two possibilities for bypass attachments:

1. The bypass attachment is trivial $\Leftrightarrow \gamma_1 = \gamma_2$ or $\gamma_2 = \gamma_3$.
2. $\gamma_1, \gamma_2, \gamma_3$ are distinct.

There is one configuration where (2) cannot happen. This is when each dividing curve, together with an arc on $\partial\Sigma$, bounds a half-disk component of $\Sigma \setminus \Gamma_\Sigma$. Refer to Figure 9.

Given a convex surface Σ with Legendrian boundary, a dividing curve δ is called *boundary-parallel* (∂ -parallel) if δ cuts off a half-disk which has no other intersections with Γ_Σ . A dividing set Γ_Σ is called *boundary-parallel* if all its dividing curves are ∂ -parallel arcs.

Example: Σ is any compact convex surface with Legendrian boundary. If Γ_Σ is ∂ -parallel, then the only nontrivial bypass attachment is one which increases $\#\Gamma_\Sigma$. See Figure 10.

1.4. Discussion of trivial bypasses. In this section we prove two lemmas which guarantee the existence and triviality of the so-called *trivial* bypasses in the previous section.

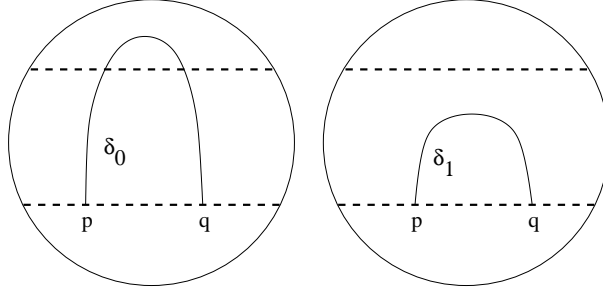


FIGURE 11.

Lemma 1.8 (Existence). *Let Σ be a convex surface which is closed or compact with Legendrian boundary, and assume the ambient contact manifold (M, ξ) is tight. Let $\delta \subset \Sigma$ be any Legendrian arc, drawn as in the right-hand diagram of Figure 6. Then there exists a trivial bypass attached along δ , which lies entirely in an I -invariant neighborhood of Σ .*

Proof. The key ingredient is the Legendrian realization principle. We apply it to Σ , fixing Γ_Σ and δ , so that we may assume that there exists a convex disk $D \subset \Sigma$ with collared Legendrian boundary, $tb(\partial D) = -2$, $\#\Gamma_D = 2$, and $\delta \subset D$. All the operations which follow will now take place inside an I -invariant neighborhood $D \times I$, where $D = D \times \{0\}$. Let p, q be two points on the same component of Γ_D . On $D \times \{0\}$, take a Legendrian arc δ_0 with endpoints on $\{p, q\} \times \{0\}$ which extends δ as in the left-hand diagram of Figure 11. On $D \times \{1\}$, take another Legendrian arc δ_1 depicted in the right-hand diagram of Figure 11, with endpoints $\{p, q\} \times \{1\}$. Note that both $D \times \{0\}$ and $D \times \{1\}$ may be slightly modified using Giroux's Flexibility Theorem or the Legendrian realization principle to realize δ_0, δ_1 as Legendrian arcs. Now, form the closed Legendrian curve $\gamma = \delta_0 \cup \delta_1 \cup (\{p, q\} \times I)$. Let D' be a convex disk with Legendrian boundary γ . Since $tb(\gamma) = -2$, there are two possibilities for bypasses along δ_0 , namely the trivial bypass and the disallowed bypass. The attachment must be trivial since ξ is tight. \square

The next lemma proves that a trivial bypass is, indeed, trivial — a trivial bypass may be attached to a convex surface without effect.

Lemma 1.9 (Triviality). *Let Σ be a convex surface which is closed or is compact with Legendrian boundary. If a trivial bypass D' is attached along $\delta \subset \Sigma$ as in the right-hand side of Figure 11, then a neighborhood $N(\Sigma \cup_\delta D')$ is isotopic to the standard I -invariant neighborhood of Σ .*

Proof. As in the Existence Lemma, isolate δ inside a convex disk $D \subset \Sigma$ with collared Legendrian boundary and $tb(\partial D) = -2$, after possible perturbation of Σ , fixing Γ_Σ and δ . Here, we modify the characteristic foliation on D rel $\Gamma_D \cup \delta$, so that it matches that of the local model in the Existence Lemma. Now, a thickened neighborhood $N(D \cup_\delta D')$ of $D \cup_\delta D'$ is tight since a model exists. Moreover, it is I -invariant due to the uniqueness of the tight contact structure on the 3-ball with fixed boundary (Theorem 1.10). Finally, we conclude that $N(\Sigma \cup_\delta D')$ is I -invariant. \square

1.5. Convex decompositions. One of the effective ways of decomposing a tight contact 3-manifold is to successively cut along convex surfaces. The possibility of performing a Haken decomposition was already present in Kanda's seminal paper [17], where the proof of the classification of the 3-torus T^3 depended on a Haken decomposition. Another hint of a deeper connection appeared

in Torisu's paper [22], where the analogy between sutures for foliations and dividing curves for contact structures are made. The author learned about the possibility of convex decompositions from John Etnyre. In this section, we present a glimpse of this theory. These ideas will be developed in a joint paper with Will Kazez and Gordana Matić. In particular, we will reprove a result of Eliashberg and Thurston on the existence of a universally tight contact structure on any 3-manifold M with $H_2(M, \partial M) \neq 0$, by directly using convex decompositions and the gluing theorem in the next section.

If the surface of the cutting has boundary, then we ask that the boundary be made Legendrian, so that the Haken decomposition occurs along a convex surface with Legendrian boundary. More precisely, let (M, ξ) be a tight contact manifold with convex boundary $\partial M = \Sigma$ and we cut along S with boundary on Σ . Let γ be a boundary component of $\partial S \subset \Sigma$. We choose γ in its isotopy class so that the geometric intersection $\#(\gamma \cap \Gamma_\Sigma)$ is minimized, provided this number is ≥ 2 . If the minimum geometric intersection is 0, then choose γ so $\#(\gamma \cap \Gamma_\Sigma) = 2$ – we artificially force this because cutting along Legendrian curves with twisting number 0 is not as easy to control. (Note Γ_Σ is never empty.) Then use the Legendrian realization principle to make ∂S Legendrian and S convex. Once we have prepared S as above, we can perform the splitting. In order to ensure the convexity of the resulting surface, we apply edge-rounding, described in the next paragraph.

Let Σ_1 and Σ_2 be compact convex surfaces with Legendrian boundary, which intersect transversely along a common boundary Legendrian curve L . The neighborhood of the common boundary Legendrian is locally isomorphic to the neighborhood $\{x^2 + y^2 \leq \varepsilon\}$ of $M = \mathbf{R}^2 \times (\mathbf{R}/\mathbf{Z})$ with coordinates (x, y, z) and contact 1-form $\alpha = \sin(2\pi n z)dx + \cos(2\pi n z)dy$, for some $n \in \mathbf{Z}^+$. Let $A_i \subset \Sigma_i$, $i = 1, 2$, be an annular collar of the boundary component L . We may choose our local model so that $A_1 = \{x = 0, 0 \leq y \leq \varepsilon\}$ and $A_2 = \{y = 0, 0 \leq x \leq \varepsilon\}$ (or the same with A_1 and A_2 switched). Assuming the former, if we join Σ_1 and Σ_2 along $x = y = 0$ and round the common edge, the resulting surface is convex, and the dividing curve $z = \frac{k}{2n}$ on Σ_1 will connect to the dividing curve $z = \frac{k}{2n} - \frac{1}{4n}$ on Σ_2 , where $k = 0, \dots, 2n - 1$.

Hence we will be obtaining a decomposition

$$M = M_0 \rightsquigarrow M_1 \rightsquigarrow \dots \rightsquigarrow M_n = \cup B^3.$$

Note that the end product of the decomposition should be a union of 3-balls. If the contact structure is tight, then ∂B^3 should all have exactly one dividing curve.

Let us now recall the following fundamental theorem of Eliashberg [7]:

Theorem 1.10 (Eliashberg). *Assume there exists a contact structure ξ on a neighborhood of ∂B^3 which makes ∂B^3 convex with $\#\Gamma_{\partial B^3} = 1$. Then there exists a unique extension of ξ to a tight contact structure on B^3 up to an isotopy which fixes the boundary.*

The basic building blocks are B^3 , each with a unique tight contact structure. The main goal of this paper is to explore how to glue the manifold back along the convex decomposition to obtain a tight contact structure.

We briefly mention the relationship between convex decompositions and sutured manifold decompositions of Gabai [10]. A *sutured manifold* (M, γ) is a compact oriented 3-manifold together with $\gamma \subset \partial M$ consisting of pairwise disjoint annuli $A(\gamma)$ and tori $T(\gamma)$. A suture γ on ∂M divides $\partial M \setminus \gamma$ into positive and negative regions R_+ and R_- , and every annular suture bounds a component of R_+ on one side and a component of R_- on the other. We now define a *sutured manifold decomposition* $(M, \gamma) \xrightarrow{S} (M', \gamma')$. First assume S satisfies:

1. Every component of ∂S is a homotopically nontrivial curve in ∂M .
2. $\partial S \pitchfork \gamma$.
3. Every disk component of S intersects γ .

Let $M' = M \setminus S$, $R'_+ = (R_+ \setminus S) \cup S_+$ and $R'_- = (R_- \setminus S) \cup S_-$, where S_\pm are the parallel copies of S on the cut-open manifold M' . Define γ' to consist of the common boundary of R'_+ and R'_- , together with the remaining T^2 components – the T^2 components which are cut become annuli, and each annulus is squashed to its core curve.

The following correspondence shows that a sutured manifold decomposition is a special case of the convex decomposition:

1. A annular suture can be viewed as a dividing set, if we squash the annulus to its core curve. A sutured manifold decomposition along a T^2 component can be interpreted as follows: Right before we cut along S with $S \cap T^2 \neq \emptyset$, we substitute the T^2 suture by a pair of parallel homotopically nontrivial dividing curves, each of which has algebraic intersection 1 with each component of $S \cap T^2$.
2. A component $\Sigma \subset \partial M$ may not have a suture at all, whereas a dividing set must not be empty. We remedy this by placing a pair of parallel homotopically nontrivial dividing curves on Σ with nontrivial geometric intersection with each component of ∂S , before cutting.
3. Let S be a convex surface – realize the boundary as a Legendrian curve with twisting number ≤ -2 – and choose Γ_S so that every dividing curve is an arc which is ∂ -parallel.
4. When M is cut along S and rounded, all the dividing curves of the decomposed manifold M' , except perhaps for the T^2 components and components $\Sigma \subset M$ without sutures, correspond to sutures γ' on M' .

2. GLUING THEOREM

2.1. Statements. Let M be an oriented, compact 3-manifold with nonempty boundary. Fix a dividing set $\Gamma_{\partial M}$ and some singular foliation \mathcal{F} which is *adapted to* $\Gamma_{\partial M}$. Define $\mathcal{T}(M, \mathcal{F})$ to be the set of isotopy classes of tight contact structures on M which restrict to ∂M to a characteristic foliation \mathcal{F} . Using Giroux's Flexibility Theorem, it is easy to see that there is a natural bijection

$$\mathcal{T}(M, \mathcal{F}) \xrightarrow{\sim} \mathcal{T}(M, \mathcal{F}'),$$

for every pair of singular foliations \mathcal{F} and \mathcal{F}' adapted to $\Gamma_{\partial M}$. (For more details, see [15].) Therefore, we write $\mathcal{T}(M, \Gamma_{\partial M})$ to mean any of the $\mathcal{T}(M, \mathcal{F})$.

2.1.1. Handlebody Case. Let M be a genus g handlebody, and ξ a contact structure on M so that $\Sigma = \partial M$ is convex. Assume D_1, \dots, D_g are compressing disks which give $M \setminus (D_1 \cup \dots \cup D_g) = B^3$. We may choose ∂D_i to be a Legendrian curve on Σ , using the Legendrian realization principle (so we are choosing a particular characteristic foliation on Σ consistent with Γ_Σ). We then ask all the D_i to be convex with Legendrian boundary. If ξ is tight, then we require $tb(\partial D_i) = n_i < 0$.

The characteristic foliation (or, better, the dividing curves) on the 2-skeleton, consisting of convex surfaces Σ and D_1, \dots, D_g , uniquely determines the contact structure on the rest of M , if ξ is to be tight. This follows from Eliashberg's uniqueness theorem (Theorem 1.10), applied to the cut-open manifold $M \setminus (D_1 \cup \dots \cup D_g)$. Hence we encode all the information for M via dividing curves on Σ and the D_i .

Now, let $\mathcal{T}^*(M, \Gamma_{\partial M}) = \mathcal{T}(M, \Gamma_{\partial M}) \cup \{*\}$, where $*$ is a single point corresponding to all the overtwisted contact structures. Also define the *configuration space* \mathcal{C} to be the set of $C = (\Gamma_1, \dots, \Gamma_g)$, where Γ_i is a possible dividing set for a convex disk D_i with $tb(\partial D_i) = n_i$, subject to the condition that D_i has a tight neighborhood. By Giroux's criterion, this is equivalent to saying that Γ_i has no closed curves on D_i , since any closed curve must necessarily bound a disk. Then there is a map:

$$\Psi : \mathcal{C} \rightarrow \mathcal{T}^*(M, \Gamma_{\partial M})$$

which sends a configuration C to its corresponding tight contact structure $\Psi(C)$ if the glued-up contact structure is tight, and to $*$ if the glued-up contact structure is overtwisted. Ψ is surjective, but not necessarily injective, since it is possible that a tight contact structure ξ could have arisen from multiple configurations.

To remedy this situation, we introduce a directed graph $G = (\mathcal{C}, \mathcal{T})$, where the configuration space \mathcal{C} is the set of vertices and $\mathcal{T} \subset \mathcal{C} \times \mathcal{C}$ is the set of edges or *allowable state transitions*, which we define in the next few sentences. We often write $C \rightsquigarrow C'$ for $(C, C') \in \mathcal{T}$.

Write $B = M \setminus (D_1 \cup \dots \cup D_g)$. A configuration $C = (\Gamma_1, \dots, \Gamma_g) \in \mathcal{C}$ gives rise to $\Gamma_{\partial B}$, after rounding edges. We call C *potentially allowable*, if $\#\Gamma_{\partial B} = 1$. Note that $\#\Gamma_{\partial B} = 1$ is equivalent to saying that the contact structure on ∂B can be extended uniquely to a tight contact structure on B . We say C is 'potentially' allowable because we do not immediately spot an overtwisted disk.

We say a *state transition* is *allowable* and write $C \rightsquigarrow C'$ if

1. C is potentially allowable.
2. C' can be obtained from C via a single *nontrivial* bypass attachment.
3. Attaching the bypass onto ∂B from the interior of B does not change $\#\Gamma_{\partial B}$.

It is easy to verify that $C \rightsquigarrow C'$ implies $C' \rightsquigarrow C$, except when C' is already not potentially allowable.

Now, $C \in \mathcal{C}$ is *allowable* if every $C' \in \mathcal{C}$ in the same 'connected component' of G is *potentially allowable*. In other words, every C' that can be reached via a sequence of allowable state transitions, starting at C , must not be 'obviously overtwisted' when M is cut open along $\cup_i D_i$ with configuration C' . Denote the set of allowable C by $\mathcal{C}_0 \subset \mathcal{C}$. On \mathcal{C}_0 the graph is reflexive, and we write $\pi_0(\mathcal{C}_0)$ to mean the connected components of \mathcal{C}_0 .

Theorem 2.1 (Gluing/Classification). *Ψ restricts to a surjective map $\mathcal{C}_0 \rightarrow \mathcal{T}(M, \Gamma_{\partial M})$, which in turn factors through*

$$\pi_0(\mathcal{C}_0) \xrightarrow{\sim} \mathcal{T}(M, \Gamma_{\partial M}).$$

We have the following corollary:

Corollary 2.2. *Let $[C] \in \pi_0(\mathcal{C}_0)$ be the connected component containing C . If $[C]$ contains only one configuration (i.e., there are no state transitions from C), then the corresponding contact structure is universally tight.*

It is also relatively easy to show the following corollary using state transitions:

Corollary 2.3. *A tight contact structure on a solid torus with convex boundary is universally tight if and only if the corresponding $[C]$ consists of exactly one element.*

We end this section with the following question:

Question 2.4. *Characterize, in terms of state transition data, what it means for a contact structure on a genus g handlebody to be universally tight.*

2.1.2. General case. The Gluing/Classification Theorem can be stated in greater generality – the catch is that the conditions are difficult to verify in general when the cutting surfaces are not disks. Let M be a compact oriented 3-manifold. If $\partial M \neq \emptyset$, then we prescribe a *tight* $\Gamma_{\partial M}$, i.e., a dividing set which comes from a tight contact structure on a neighborhood of ∂M . Cut M along an incompressible surface N , possibly with Legendrian boundary to obtain $M \xrightarrow{N} M'$. Let us assume that $\partial N \cap \Gamma_{\partial M} \neq \emptyset$ if $\partial N \neq \emptyset$. Denote by \mathcal{C} the *configuration space*, consisting of (Γ_N, ξ) , where Γ_N is a dividing set of N , ξ is an isotopy class of contact structures (rel boundary) on (M', Γ') , and Γ' is obtained from Γ_N . (At this point we do not assume Γ_N is tight or ξ is tight.) We say (Γ_N, ξ) is *potentially allowable*, if ξ on M' is tight. A state transition $C = (\Gamma_N, \xi) \rightarrow C' = (\Gamma'_N, \xi')$ is *allowable* if:

1. C is potentially allowable.
2. C' is obtained from C via a single nontrivial bypass attachment along N .
3. ξ' is obtained from ξ by peeling an $N \times I$ layer from M' , corresponding to the bypass attachment, (along one copy of N), and reattaching the layer along the other copy of N on M' .

Also, C is *allowable* if every C' in the same connected component is potentially allowable. Again, define $\mathcal{C}_0 \subset \mathcal{C}$ to be the subset of allowable C , and let $\pi_0(\mathcal{C}_0)$ be the connected components of \mathcal{C}_0 .

Define $\mathcal{T}(M, \Gamma_{\partial M})$ to be the set of isotopy classes of tight contact structures on M with boundary condition $\Gamma_{\partial M}$ – assume the isotopy is rel the boundary if the boundary is nonempty. (Also define $\mathcal{T}(M)$ to be the set of isotopy classes of tight contact structures on M .) The theorem is then:

Theorem 2.5 (Gluing/Classification). *Let M be a compact, oriented, irreducible 3-manifold, and $M \xrightarrow{N} M'$ be a decomposition along an incompressible surface $N \subset M$. If $\partial M \neq \emptyset$, then we prescribe $\Gamma_{\partial M}$, and, if $\partial N \neq \emptyset$, then let ∂N be Legendrian with $t(\gamma) < 0$ for each component $\gamma \subset \partial N$. Then $\mathcal{T}(M, \Gamma_{\partial M})$ is in 1 – 1 correspondence with $\pi_0(\mathcal{C}_0)$.*

The incompressible surface N does not need to be connected. The irreducibility of each component of $M \setminus N$ is a useful assumption which facilitates the proof of the theorem. However, in the case M has a maximal connect sum decomposition $M = M_1 \# \cdots \# M_n$, where each capped-off manifold $\overline{M}_i = M_i \# B^3$ is irreducible, we may still apply the same proof with $N = \cup S^2$ first, and then analyze each of the irreducible components \overline{M}_i . See Corollary 1 below.

A repeated application using a convex decomposition (until we get a union of B^3 's) gives a complete classification theorem for tight contact structures. Unfortunately, in every case besides the disk, where there only finitely many states, there usually are infinitely many states, which makes the combinatorial problem an infinite one.

The following corollaries represent combinatorially trivial cases of Theorem 2.5. (Corollary 1 is a consequence of the proof of Theorem 2.5.) Observe that if C is a potentially allowable configuration, and there are no state transitions from C , i.e., there are no nontrivial bypass attachments, then the corresponding glued-up contact structure must be tight. Recall that a tight Γ_{S^2} is unique and $\#\Gamma_{S^2} = 1$. For cases 1 and 2 below, we have already discussed that all bypasses which can be attached are trivial. The proof of the third corollary will appear in a separate paper.

Corollary 2.6.

1. (Colin [1], Makar-Limanov [21]) Consider the connect sum decomposition $M = M_1 \# \cdots \# M_n$, where each capped-off manifold $\overline{M}_i = M_i \# B^3$ is irreducible. Then there is a bijection

$$\mathcal{T}(M) \xrightarrow{\sim} \mathcal{T}(\overline{M}_1) \times \cdots \times \mathcal{T}(\overline{M}_n).$$
2. (Essentially due to Colin [2]) If we glue a tight contact manifold along disks D_1, D_2 which are convex with Legendrian boundary, and $\Gamma_{D_i}, i = 1, 2$, are ∂ -parallel, then the glued manifold is tight.
3. (Essentially due to Colin [2]) Consider a convex decomposition $(M, \xi) \xrightarrow{\Sigma} (M', \xi|_{M'})$, where $\xi|_{M'}$ is universally tight, Σ is convex with Legendrian boundary, Γ_Σ is ∂ -parallel, and Σ π_1 -injects into M . Then (M, ξ) is universally tight.

2.2. Proofs of Theorems 2.1 and 2.5. In this section we first prove Theorem 2.5, and obtain Theorem 2.1 as a consequence. We can think of Theorem 2.5 as consisting of two parts: gluing and distinguishing.

Idea of Gluing: Let ξ be a contact structure on M , and N an incompressible convex surface in M . Consider an overtwisted disk $D \subset M$. If $D \cap N = \emptyset$, we have a contradiction, because we assume $M \setminus N$ is tight. Therefore, $D \cap N \neq \emptyset$. We carefully control the intersection $D \cap N$, and show that we may detach D and N after a sequence of bypass moves.

2.2.1. Controlled intersection of overtwisted disk with convex surface.

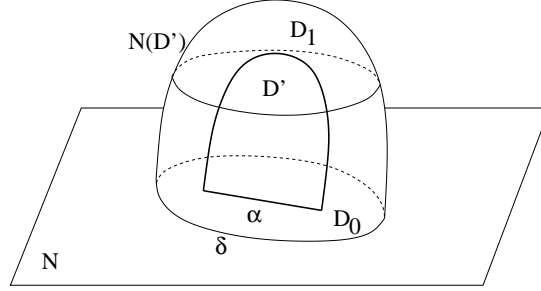
Lemma 2.7. *Let D be an overtwisted disk in M , and N be a convex surface in M . After a possible contact isotopy, we may assume that $D \pitchfork \Sigma$ and $\partial D \cap \Sigma \subset \Gamma_\Sigma$.*

Proof. Perturb and push ∂D off the Legendrian skeleton K of N and make D transverse to N . The set K consists of the singular points and trajectories connecting between singular points of the same sign, assuming that the flow on N has been perturbed into a Morse-Smale one without closed orbits – K is a deformation retract of $N \setminus \Gamma_N$. We can then push ∂D into the dividing set as follows: Along the trajectory from K to Γ_N containing $p \in \partial D$, the contact structure ξ has the form $\sin y \, dz + \cos y \, dx$, on \mathbf{R}^3 with coordinates (x, y, z) , where $\{-1 \leq x \leq 1, -\frac{\pi}{2} \leq y \leq 0\}$ is the neighborhood in N of the trajectory $x = z = 0$ containing p , and $y = 0$ corresponds to the dividing set of N . Then consider the front projection onto \mathbf{R}^2 using the x, z coordinates. Near p , we may assume ∂D is a straight line $L = \{z = sx\}$ through $(0, 0)$ with negative slope s . Modify L fixing endpoints, to $z = f(x)$ with $f'(x) > 0$ everywhere except for $x = 0$, where the smooth curve has vertical slope. Since we may assume that the $\partial D \cap N$ occur on distinct trajectories of N , we are done after perturbing D again to make it transverse to N . \square

Let us now examine $D \cap N \subset D$. This is a union of closed curves (all homotopically trivial) and arcs connecting between two points on ∂D . $D \cap N \subset N$ consists of closed curves and arcs which connect between Γ_N — the closed curves are all homotopically trivial on N since N is incompressible.

Lemma 2.8. *$D \cap N$ can be made Legendrian on N , fixing endpoints of arcs, after possible modification of D .*

Proof. First note that a closed curve C of $D \cap N$ on N cannot be homotopically nontrivial — this is because C bounds a subdisk of D , contradicting the incompressibility of N . Next, assume

FIGURE 12. Engulfing D'

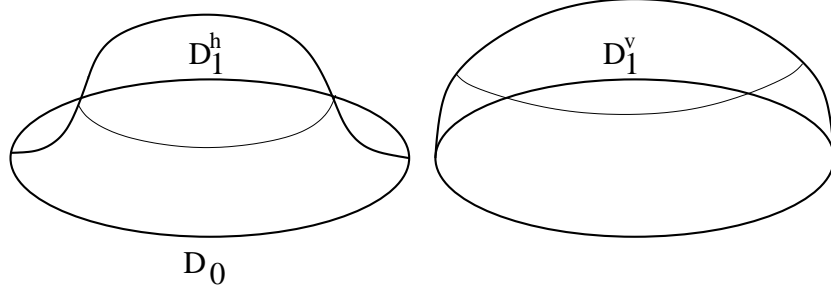
$C \cap \Gamma_N = \emptyset$ and C bounds a disk D' in N . If C is the innermost intersection $D \cap N$ on D' , then D can be capped off to reduce the number of components of $D \cap N$. If there exists an arc of $D \cap N$ on D' , then $C \cap \Gamma_N$ could not have been empty. Therefore, the conditions of the Legendrian realization principle are satisfied, and $D \cap N$ can be made Legendrian while keeping the endpoints of arcs fixed. \square

2.2.2. Pushing disks across. Consider an outermost arc α of $D \cap N$ on D . Then α , together with an arc β of ∂D , bounds a half-disk $D' \subset D$ which has no other intersection with N . Although $t(\alpha, Fr_{D'}) \leq -1$, it is possible that $t(\beta, Fr_{D'}) > 0$, and D' cannot necessarily be made convex. We instead engulf D' inside a small neighborhood $N(D')$ of D' so that $N(D') \cap N$ is a disk D_0 with boundary δ , $D' \cap D_0 = \alpha$, and $\partial N(D') = D_0 \cup_\delta D_1$. See Figure 12. Use the Legendrian realization principle to make δ Legendrian. Then D_1 is a convex disk with Legendrian boundary. Therefore, pushing a half-disk D' is now reduced to pushing a 3-ball (with convex boundary) across N .

Let C be a closed curve of $D \cap N$ which is innermost on D . (C is homotopically trivial since N is incompressible.) C bounds disks $D_1 \subset D$ and $D_0 \subset N$. At this point, since M is irreducible, $D_0 \cup D_1$ must bound a 3-ball, and we need to push this 3-ball across. (In the case $M = M_1 \# \cdots \# M_n$ in the maximal connect sum decomposition, we also have $D_0 \cup D_1$ bounding a 3-ball.)

Lemma 2.9. *Let Σ be a convex surface and $D_0 \subset \Sigma$ a convex subdisk with Legendrian boundary γ and $tb(\gamma) < 0$. If D_1 is another convex disk with Legendrian boundary γ , $\Sigma \cap D_1 = \gamma$, and $D_0 \cup D_1$ bounds a tight 3-ball B^3 , then there exists a sequence of bypass moves which takes Σ to $\Sigma' = (\Sigma \setminus D_0) \cup D_1$.*

Proof. In the proof we will alternate between viewing D_1 as being parallel to D_0 near γ (called D_1^h) and perpendicular to D_0 (called D_1^v). We may alternate between the two viewpoints by making modifications to D_1 near ∂D_1 . See Figure 13. Since the endpoints of Γ on D_1^h and D_0 overlap, this enables us to compare $\Gamma_{D_1^h}$ and Γ_{D_0} . If $\Gamma_{D_1^h} = \Gamma_{D_0}$, then Σ is already contact isotopic to Σ' . This follows from the fact that the tight contact structure on B^3 is unique (Theorem 1.10), coupled with the observation that the I -invariant contact structure on $D_0 \times I$ is tight. Otherwise, let δ be a ∂ -parallel dividing curve on D_1^v , and B_δ be the ‘corresponding’ bypass half-disk which contains δ . Now, take a parallel copy $(D_1^v)'$ of D_1^v as well as a parallel copy $B'_\delta \subset (D_1^v)'$ of B_δ . Attach B'_δ onto D_0 . Then the new D_0 agrees with D_1^h along B_δ and δ . If we modify $D_0 \mapsto D_0 \setminus B'$ and $D_1 \mapsto D_1 \setminus B$, then we can induct on $tb(\gamma)$. \square


 FIGURE 13. Alternating between D_1^h and D_1^v

We push the 3-balls across in the following order. Start with closed curves of $D \cap N$ which are innermost on D , and push the subdisks of D bounding these closed curves across N . Then continue until $D \cap N$ has no more closed curve components. Next, push the half-disk components of $D \setminus N$ which are outermost on D . Continue until $D \cap N$ is eliminated. Since each step can be broken down into a sequence of bypass moves by Lemma 2.9, we have extricated D from N through a sequence of bypass moves attached onto N . This proves the gluing portion of Theorem 2.5.

2.2.3. Isotopy discretization. We are now left with the distinguishing process. We prove that two tight contact structures ξ and ξ' are not isotopic if they do not correspond to the same connected component of \mathcal{C}_0 . For this, we use an ingenious idea due to Colin [1], called *isotopy discretization*.

Lemma 2.10 (Isotopy discretization). *Let ξ be a tight contact structure on M and N, N' be two convex surfaces with identical Legendrian boundary which are isotopic (but not necessarily contact isotopic). Then there exists a sequence of allowable state transitions from $(\Gamma_N, \xi_{M \setminus N})$ to $(\Gamma_{N'}, \xi_{M \setminus N'})$.*

Proof. Let $\phi_t : N \rightarrow M$, $t \in [0, 1]$, be a 1-parameter family of embeddings, where ϕ_0 maps N identically onto $N \subset M$, $\phi_1(N) = N'$, and ϕ_t is independent of t along ∂N . Break $[0, 1]$ into small intervals $I_i = [t_{i-1}, t_i]$ with $t_0 = 0 < t_1 < \dots < t_k = 1$, and $k \gg 0$, so that for each interval I_i , $\phi_{I_i}(N)$ can be sandwiched inside an $N \times I$ with boundary N^0 and N^1 . Write $N_t = \phi_t(N)$. The strategy is to compare $N_{t_{i-1}}$ to N^0 , and to show that we can pass between them via allowable state transitions, and then compare N^0 to N_{t_i} . This approach has the advantage that every time we are comparing nonintersecting copies of N .

Assume therefore that N and N' are nonintersecting (except along their boundary), and that they bound a layer $N \times I$. To show that there exists a sequence of bypass moves from $N \times \{0\}$ to $N \times \{1\}$, we use an important idea due to Giroux [12], the *convex movie*. According to Giroux, we may assume (after some perturbations) that there exist t_i , $i = 1, \dots, k$, with $0 < t_1 < \dots < t_k < 1$, such that:

1. $N \times \{t\}$ is convex if t does not equal any t_i .
2. $N \times \{t_i\}$ is not convex because there is a retrogradient saddle-saddle connection connecting from a negative hyperbolic singularity to a positive hyperbolic singularity.
3. The saddle-saddle connection serves as a switch as we move from $N \times \{t_i - \varepsilon\}$ to $N \times \{t_i + \varepsilon\}$ (ε small).

Moreover, this switching is equivalent to a bypass move. □

This completes the proof of Theorem 2.5.

2.2.4. Proof of Theorem 2.1. Use the same notation as in Section 2.1.1. Theorem 2.1 is Theorem 2.5 rephrased in more combinatorial terms. First, we may restrict our attention to *non-trivial* bypass attachments, which give state transitions from one configuration to another. This follows from the Triviality Lemma (Lemma 1.9), since trivial bypass attachments onto a configuration C will only yield an I -invariant neighborhood $D_i \times I$. Next, we determine when there may exist a state transition $C \rightsquigarrow C'$, or, equivalently, a non-trivial bypass attachment on some D_i . Draw a Legendrian arc δ on D_i for which an attachment of a (theoretical) bypass along δ from the interior of $B^3 = M \setminus (\cup_i D_i)$ still gives $\#\Gamma = 1$. The Existence Lemma (Lemma 1.8) then guarantees the actual existence of a bypass along δ . Thus, we can peel off a non-trivial $D_i \times I$ layer from B^3 .

According to Theorem 2.5, we must reattach the $D_i \times I$ layer ‘to the other side’ (on B^3) to get from C to C' . The state transition $C \rightsquigarrow C'$ is *allowable*, if $\Gamma_{\partial B^3}$ does not change under this attachment. The Triviality Lemma again asserts that we are simply attaching a trivial $S^2 \times I$ layer, if Γ does not change. Therefore, condition (3) of an allowable state transition in Theorem 2.1 is equivalent to condition (3) in Theorem 2.5. This proves Theorem 2.1.

Note that Theorem 2.1 gives a finite, purely combinatorial condition for the contact structure on the handlebody to be tight. We are currently working on a computer implementation of this algorithm with Tanya Cofer, a graduate student at the University of Georgia.

3. EXAMPLES

Here we present two applications of the Gluing/Classification Theorems. For a further application, refer to [16], where a version of the Gluing Theorem is presented.

3.1. Legendrian surgery. In this section we prove the following result:

Theorem 3.1. *There exists a handlebody M of genus $g = 4$ with a tight contact structure ξ which becomes overtwisted after a particular Legendrian surgery.*

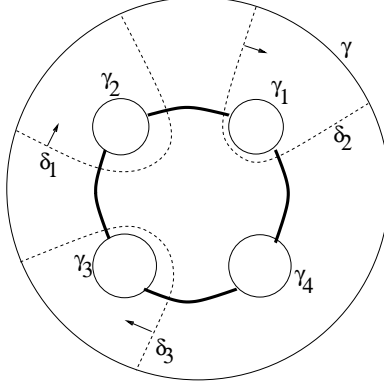
This example therefore answers in the negative the following question:

Question 3.2. *Let (M, ξ) be a tight contact manifold, and L a Legendrian curve in M . If a Legendrian surgery is performed on M , then is the resulting contact structure tight?*

For *holomorphically fillable* contact structures (which are tight by a theorem of Gromov [14] and Eliashberg [6]), Eliashberg proved [5] that Legendrian surgery on a holomorphically fillable contact structure yields a holomorphically fillable contact structure. Y. Eliashberg and V. Colin informed me that it is easy to extend this result to show that Legendrian surgery on a *weakly symplectically semi-fillable* contact structure yields a weakly symplectically semi-fillable structure. This implies the following corollary:

Corollary 3.3. *There exists a handlebody of genus 4 with a tight contact structure which cannot be contact-embedded inside any 3-manifold with a weakly symplectically semi-fillable contact structure.*

This contrasts with the genus 1 (solid torus) case, where all the tight contact structures are contact-embedded inside a lens space with a holomorphically fillable structure [15, 12]. It also is a good indication that the classification of tight contact structures on handlebodies is more subtle than the solid torus case.

FIGURE 14. Dividing curves on Σ . Dark solid lines are dividing curves.

We now give a definition of Legendrian surgery for a Legendrian curve L inside (M, ξ) a tight contact 3-manifold. In general, L may not be homologically trivial, so we must refer to the twisting number $t(L)$ with respect to some framing, instead of the Thurston-Bennequin invariant $tb(L)$. Fix a framing so that $t(L) = 0$. Then a standard neighborhood $N(L) = S^1 \times D^2$ of L has convex boundary $\partial(N(L))$ with $\#\Gamma_{\partial(N(L))} = 2$ and dividing curves of slope ∞ . Here we use the convention that the meridional slope is 0. We identify (in a slightly nonstandard manner) $\psi : \partial(N(L)) \rightarrow \mathbf{R}^2/\mathbf{Z}^2$, where $\pm(1, 0)^T$ corresponds to the meridional direction and $\pm(0, 1)^T$ is the direction of the dividing curves. Also identify $\psi' : -\partial(M \setminus N(L)) = \partial(N(L)) \rightarrow \mathbf{R}^2/\mathbf{Z}^2$. We now perform -1 surgery with respect to this framing. Let $M' = (M \setminus N(L)) \cup_{\phi} N(L)$, where $N(L)$ is glued back via $\phi : \partial(N(L)) \rightarrow -\partial(M \setminus N(L))$ given by $\begin{pmatrix} 1 & 0 \\ -1 & 1 \end{pmatrix}$. Here we are identifying $\partial(N(L)) = \mathbf{R}^2/\mathbf{Z}^2$ using ψ and $-\partial(M \setminus N(L)) = \mathbf{R}^2/\mathbf{Z}^2$ by using ψ' . Since the dividing sets on $-\partial(M \setminus N(L))$ and $\phi(\partial(N(L)))$ are identical (although the characteristic foliations may not exactly line up), we may perturb using Giroux's Flexibility Theorem to perform the gluing. The procedure just described is exactly the same as the procedure which is usually called 'Legendrian $tb-1$ surgery' in the context of holomorphically fillable structures.

Let us now describe our example. Take a solid torus $M_1 = S^1 \times D^2$ and identify the boundary $T = \mathbf{R}^2/\mathbf{Z}^2$ so that the meridional slope is $+1$. We take Γ_T to consist of two dividing curves of slope ∞ . Also assume the actual characteristic foliation is a ruling by Legendrian curves of slope 0 – these are called *Legendrian rulings*. Then there exists a unique tight contact structure on M_1 with this boundary condition, and the unique tight structure can be realized as a standard neighborhood of a Legendrian curve L . (See the 'Basic building blocks' section of [15] for more details.) Next, let Σ be a 4-holed convex disk with Legendrian boundary $\partial\Sigma = \gamma - (\gamma_1 + \gamma_2 + \gamma_3 + \gamma_4)$. Let $t(\gamma) = 0$, $t(\gamma_i) = -1$, and Γ_{Σ} consist of 4 arcs – from γ_i to γ_{i+1} , where $i = 1, 2, 3, 4$ and $\gamma_i = \gamma_{i+4}$. Extend Σ slightly beyond the boundary Legendrian curve (still call this Σ). Let M_2 be an I -invariant neighborhood of Σ . We let $M = M_1 \cup M_2$, where the γ_i (as well as parallel copies of γ_i on ∂M_2) are attached to Legendrian ruling curves of M_1 . For two of the attachments, say along γ_1 and γ_2 , the normal direction to Σ is the same as that given by $(0, 1)^T$, and for the other two, γ_3 and γ_4 , the normal direction to Σ is the opposite to the one given by $(0, 1)^T$. Refer to Figures 14 and 15.

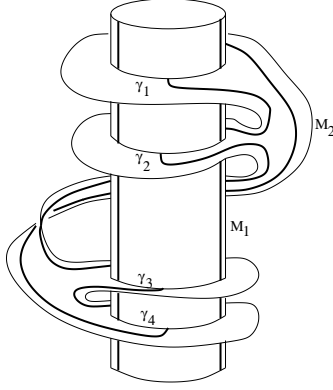


FIGURE 15. Construction of M . The meridian of M_1 has slope $+1$.

Lemma 3.4. *Let L be a Legendrian core curve of M_1 with highest twisting number inside M_1 . If M' is obtained from M by Legendrian -1 surgery along L , then the contact structure on M' is overtwisted.*

The highest twisting number condition is the same as requiring $M_1 \setminus N(L)$ to be an I -invariant $T^2 \times I$.

Proof. This is because the slopes of the new meridional disks in M' are 0, and we can patch 4 copies of the meridional disk onto Σ to make it into an overtwisted disk. We are essentially unlinking Σ from M_1 after surgery. \square

Theorem 3.5. *The contact structure on M , described above, is tight.*

Intuitively speaking, we cannot unlink Σ , which wants to be an overtwisted disk.

Proof. We apply a variant of the Gluing Theorem. Instead of cutting along 4 disks, we will cut along 3 disks $D_i = \delta_i \times I$, $i = 1, 2, 3$, where δ_i are arcs on Σ drawn in dotted lines in Figure 14. Orient D_i , where the normal orientation is indicated by the arrows in Figure 14. After cutting, $M \setminus (D_1 \cup D_2 \cup D_3)$ is a solid torus, and its boundary will have two copies each of D_i , which we denote D_i^+ and D_i^- , depending on whether the orientation induced from D_i agrees or disagrees with the boundary orientation of $M \setminus (D_1 \cup D_2 \cup D_3)$. In order to prove tightness, we will need to use our knowledge about tight contact structures on solid tori, in exchange for simplifying the combinatorics somewhat. (Refer to [15] for a discussion of tight contact structures on solid tori.)

Initial configuration C : For each of the D_i^+ , the initial configuration of dividing curves is as in Figure 16. (The portions with D_i^- are not pictured here.) This is due to the I -invariance of the tight contact structure on Σ . If we cut M along D_1, D_2, D_3 and rounded the edges, the resulting solid torus will have slope ∞ , which is isomorphic to M_1 . A bypass which is attached to D_i ‘from the outside’ is attached from the direction of the oriented normal of D_i , and a bypass which is attached ‘from the inside’ is attached from the opposite direction. For each D_i^+ , there are three possible dividing curve configurations, given in Figure 17 as $e = a^3$, a , and a^2 – they are denoted in suggestive group-theoretic notation to indicate that each outer bypass attachment is an action

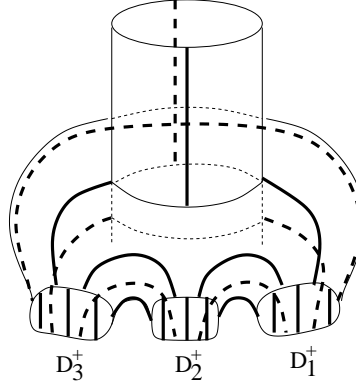
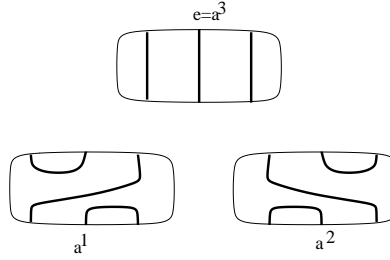


FIGURE 16. Initial configuration


 FIGURE 17. Possible configurations for D_i^+

by a , and three bypasses in a row gives back the original configuration. We then write the initial configuration C as (e, e, e) (the i -th component is for D_i^+).

Configuration changes from $C = (e, e, e)$: (1) There can be no (nontrivial) bypasses attached to any D_i^+ from the inside – any such bypasses would create a homotopically trivial curve. This is an easy check once we attach a bypass from the inside and round the edges in Figure 16. Therefore, there is no $e \rightarrow a^2$.

(2) There can exist bypasses from the outside. Attaching a bypass to the outside of Figure 16 along D_i^+ does not change the dividing set of the portion pictured in Figure 16, after rounding. D_i^- on $M \setminus (D_1 \cup D_2 \cup D_3)$ is given in Figure 18. Peeling off the bypass on the ‘outside’ (= bypass ‘on the inside’ of Figure 18) adds an extra twist to the dividing curves of $\partial(M \setminus (D_1 \cup D_2 \cup D_3))$, so the slopes change from ∞ to -1 .

This proves that $(e, e, e) \rightarrow (a, e, e)$, $(e, e, e) \rightarrow (e, a, e)$, $(e, e, e) \rightarrow (e, e, a)$ are the only allowed state transitions from (e, e, e) .

Next assume we have a configuration C' where the entries c_i are either e or a , and the set of indices i with $c_i = a$ is a subset of either $\{1, 2\}$ or $\{3\}$. In other words, assume $C' \in \mathcal{C}' = \{(e, e, e), (a, e, e), (e, a, e), (e, e, a), (a, a, e)\}$.

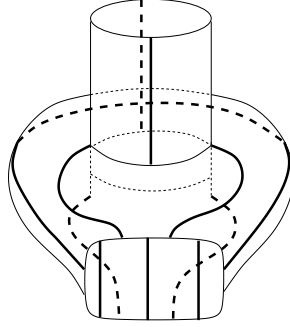


FIGURE 18.

Configuration changes from \mathcal{C}' : We claim that if $C' \in \mathcal{C}'$, then any allowable state transition will remain in \mathcal{C}' . We are trying to attach bypasses onto D_i from the inside or from the outside.

(1) If $c_i = a$, then it is possible to find a bypass on the inside, and use it to perform a state change $a \mapsto e$. This is precisely the inverse process of $e \mapsto a$, where the bypass is attached from the outside.

(2) If $c_i = a$, it is not possible to attach a second bypass from the outside. Peeling off a second bypass from M_1 corresponds to reducing the boundary slope from $-\frac{1}{n}$ (n is the number of a 's in \mathcal{C}') to 0. However, the sign of the bypass is opposite that of the first bypass, and it is not possible to find two bypasses of opposite signs on a basic $T^2 \times I$ layer from slope ∞ to slope 0. Recall from [15] that a basic slice $(T^2 \times I, \xi)$ with boundary slopes $s_1 = s(\Gamma_{T^2 \times \{1\}}) = \infty$ and $s_0 = s(\Gamma_{T^2 \times \{0\}}) = 0$ has *relative Euler class* $e(\xi, s) = \pm(1, -1)$ (for a suitable section s on the boundary). If $T^2 \times I$ admits a splitting $(T^2 \times [0, \frac{1}{2}]) \cup (T^2 \times [\frac{1}{2}, 1])$ with $s_{\frac{1}{2}} = -1$, and $T^2 \times [0, \frac{1}{2}]$ has relative Euler class $e(\xi, s) = (0, 1)$, then the relative Euler class for $T^2 \times [\frac{1}{2}, 0]$ is dictated to be $(-1, 0)$. A second bypass from the outside violates this consistency condition. (Another way to obtain a contradiction is to observe that stacking a $D^2 \times [1, 2]$ layer atop $D^2 \times [0, 1]$, with $\Gamma_{D^2 \times \{i\}} = a^i$, $i = 0, 1, 2$, gives an overtwisted disk on $\partial(D^2 \times [0, 2])$.)

(3) Assume $c_i = e$. If $C' \neq (a, a, e)$, then at least two $c_j = e$, and a bypass on the inside gives rise to an overtwisted disk. If $C' = (a, a, e)$, then the configuration in the neighborhood of $D_1^+ \cup D_2^+ \cup D_3^+$, after smoothing ∂D_1^+ and ∂D_2^+ , is equivalent to the configuration in Figure 18. There cannot exist a bypass from the inside for this case, because there will be two bypasses of opposite signs on a basic $T^2 \times I$ as in (2).

(4) If $c_i = e$, then it is possible to find a bypass on the outside, but only if $i = 1$ or 2 , and $C' = (a, e, e)$ or (e, a, e) . This follows from the same reason as (2).

All of the cut-open solid tori are then tight. □

This construction can be generalized to any $g \geq 4$, as long we have at least two ‘positive’ attachments of γ_i onto M_1 and at least two ‘negative’ attachments. It also turns out that this configuration – a Legendrian curve L with a candidate overtwisted disk Σ linked onto L – is the only obstruction to proving that Legendrian $tb - 1$ surgery on a given tight contact manifold produces a tight contact manifold. The following question is therefore equivalent to the existence of such configurations:

Question 3.6. *Does every Legendrian -1 surgery on a closed tight contact manifold produce a tight contact manifold?*

3.2. Dehn surgeries on T^3 . Start with (T^3, ξ_n) , where $T^3 = S^1 \times T^2 = \mathbf{R}^3/\mathbf{Z}^3$ with coordinates (z, x, y) , and ξ_n is given by the standard 1-form $\alpha_n = \sin(2\pi n z)dx + \cos(2\pi n z)dy$ with n complete twists. Take $\phi_{k_1, k_2} : T^3 \rightarrow T^3$ given by $(z, x, y) \mapsto (k_1 x + k_2 y + z, x, y)$, where $k_1, k_2 \in \mathbf{Z}$. Then set $\xi_{n, k_1, k_2} = \phi_{k_1, k_2}^* \xi_n$. These are all nonisotopic on T^3 , due to Kanda [17] and Giroux [12]. (It would also follow from the proof of Theorem 3.7 below.) The integers k_1, k_2 are usually called *holonomy*. Let L be a Legendrian curve isotopic to the fiber S^1 with $t(L) = -n$. This twisting number is measured relative to any T^2 , containing L , which is isotopic to $S^1 \times \{x = 0\}$. (Note that this twisting number is independent of the base curve, although $\{x = 0\}$ was used.) Consider a standard neighborhood $N(L)$, and identify (in a nonstandard manner) $-\partial(T^3 \setminus N(L)) = \partial(N(L)) = \mathbf{R}^2/\mathbf{Z}^2$ by letting $\pm(1, 0)^T$ be the meridional direction and $\pm(0, 1)^T$ be the preferred longitude arising from the fiber direction.

We study r -Dehn surgeries, where $-\infty < r < -n$. The meridional slopes s under the identification with $\mathbf{R}^2/\mathbf{Z}^2$ satisfy $-\frac{1}{n} < s = \frac{1}{r} < 0$. Notice that $\partial(N(L))$ has slope $-\frac{1}{n}$, and we simply fill in with any tight solid torus $(S^1 \times D^2, \zeta)$ with boundary slope s , $\#\Gamma_{\partial(S^1 \times D^2)} = 2$, and meridional slope $\frac{1}{r} < 0$. Observe that ζ may be *virtually overtwisted*. (Recall a tight contact structure is *virtually overtwisted* if it becomes overtwisted after a lift to some finite cover. This contrasts with the notion of a *universally tight* contact structure, which remains tight even after passage to the universal cover.) Write M for this Seifert fibered space over T^2 with invariant $-s$, and $\eta(n, k_1, k_2, \zeta)$ for the glued contact structure. Notice that if we fix r and k_1, k_2 , then there are finitely many $\eta(n, k_1, k_2, \zeta)$'s. However, if we only fix r , then there exist infinitely many $\eta(n, k_1, k_2, \zeta)$'s.

Theorem 3.7. *The contact structures $\eta(n, k_1, k_2, \zeta)$ are tight, and $\eta(n, k_1, k_2, \zeta)$ and $\eta(n', k'_1, k'_2, \zeta')$ are isotopic if and only if $n = n'$, $k_i = k'_i$, ($i = 1, 2$), and $\zeta = \zeta'$.*

If we took ζ to be virtually overtwisted, then we have the following corollary.

Corollary 3.8. *There exist closed toroidal 3-manifolds which have infinitely many virtually overtwisted tight contact structures (up to isotopy).*

Theorem 3.7 generalizes easily to Seifert fibered spaces over T^2 with multiple singular fibers and Seifert invariants $(-s_1, -s_2, \dots, -s_k)$.

Proof of Theorem 3.7. Consider the following convex decomposition $M \xrightarrow{S_1} M' \xrightarrow{S_2} M'' = S^1 \times D^2$, where $S_1 = S^1 \times \{y = 0\}$, and $S_2 = S^1 \times \{x = 0\}$. Properly speaking, S_2 is an annulus since the first cutting has already taken place in the decomposition. We prove the theorem by tracing back along the convex decomposition. Note that we will often make modifications using the Flexibility Theorem or the Legendrian realization principle without explicitly stating that they will be used.

Initial Configuration C_0 . Initially, Γ_{S_1} will consist of $2n$ parallel dividing curves with holonomy k_1 and Γ_{S_2} will consist of $2n$ parallel curves with holonomy k_2 .

Inductive Assumption. Suppose we have inductively (via state transitions) at a configuration C' where:

1. $\Gamma_{S'_1}$ consists of $2(n + m)$, $m \geq 0$, parallel dividing curves with holonomy k_1 .

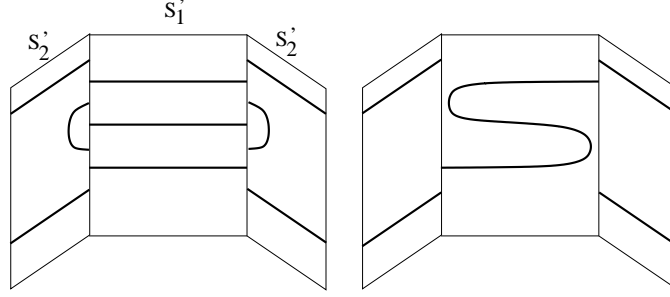


FIGURE 19. This represents only a portion S'_1 and S'_2 .

2. S'_1 is obtained by ‘folding’ inside an I -invariant neighborhood $S_1 \times I$ of S_1 . The folding operation is described in detail in Section 5.3 of [15], and is used to increase the number of parallel dividing curves.
3. $\Gamma_{S'_2}$ consists of $2n$ parallel arcs which go across from one side of the annulus to the other, together with $2m$ one-sided (= both endpoints on one side of the annulus) arcs. Half of the one-sided arcs have endpoints on one side of the annulus, and half have endpoints on the other. Moreover, $\Gamma_{S'_2}$, when glued up along S'_1 , will become $2n$ parallel curves with holonomy k_2 .
4. The tight contact structure on $M \setminus (S'_1 \cup S'_2)$, after rounding, is ζ .

Let \mathcal{C}' be the set of such configurations.

State changes along $\Gamma_{S'_2}$. We claim there can be no state transitions. To do this, we examine all possible locations on $\Gamma_{S'_2}$ where a non-trivial bypass may be attached. Let δ be an arc of attachment for the candidate bypass, p_i , $i = 1, 2, 3$, the points of intersection with $\Gamma_{S'_2}$, and γ_i be the dividing curve containing p_i . We enumerate all the possible cases and eliminate them in turn, by examining $\partial(M \setminus (S'_1 \cup S'_2))$. The following key observation helps reduce the potentially infinite number of possibilities to a finite number:

Key observation. Any ∂ -parallel arc on S'_2 which does not intersect δ may be pushed into the S'_1 portion. See Figure 19.

The various cases are enumerated in Figure 20. The dark solid lines are the dividing curves and the light solid lines are the candidate δ . The candidate bypasses may be attached to the front or the back. Note that all of the extraneous dividing curves have already been pushed across. All the cases fail because the candidate bypass (attached from the interior of $S^1 \times D^2$) gives rise to either (1) a homotopically trivial dividing curve or (2) a convex torus on the interior of $S^1 \times D^2$ with zero boundary slope, which is a contradiction, since the boundary slope of $S^1 \times D^2$ is $-\frac{1}{n} < 0$ and the meridional slope is $\frac{1}{r} < 0$. We will treat a few cases, and leave the rest to the reader.

Case 1. See Figure 21. Here, regardless of which side we attach a bypass along δ , there will exist a homotopically trivial disk after attachment. In the figure only the relevant portions of S'_i are shown, and the edges have already been rounded. The two thin lines are the arc of attachment δ , and the hypothetical bypasses are attached from the front onto either of the two thin lines.

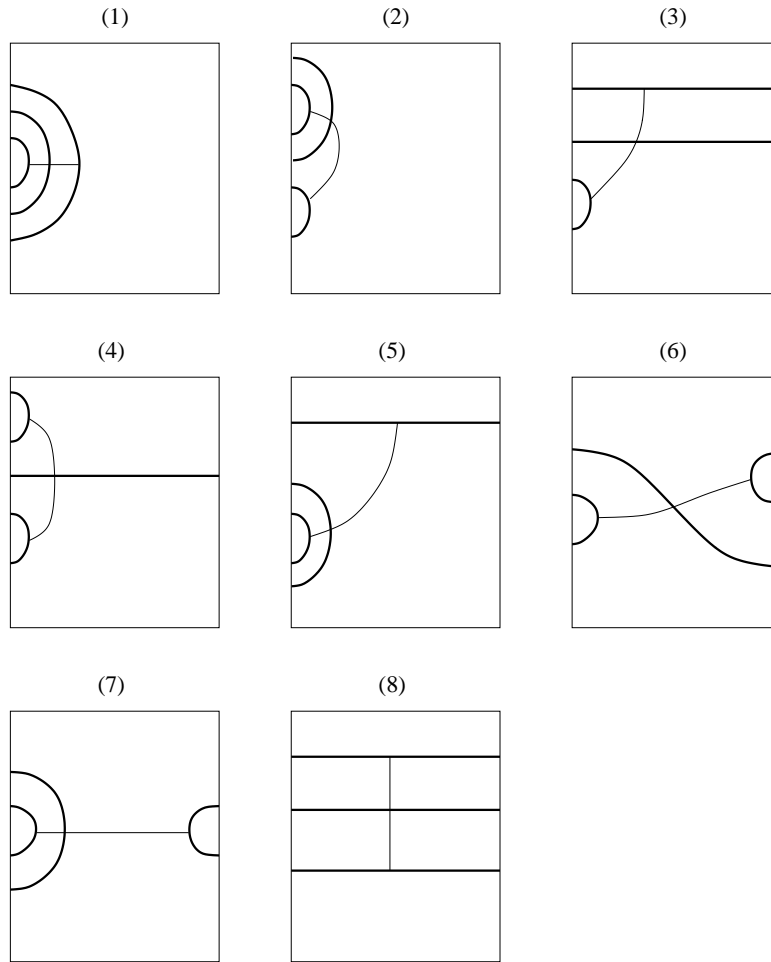


FIGURE 20.

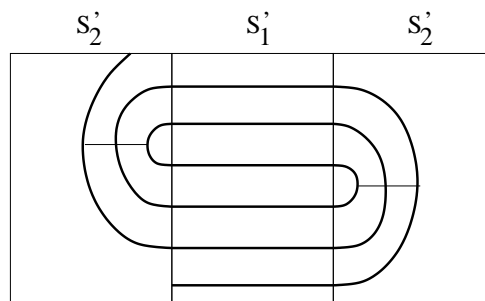


FIGURE 21. Case 1

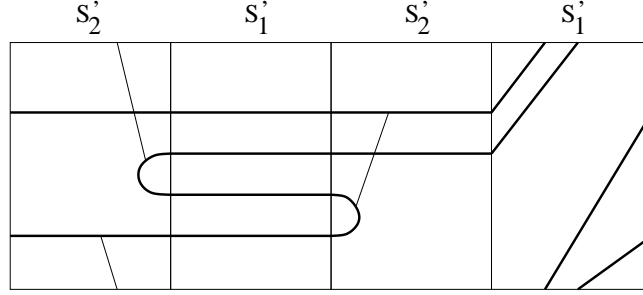


FIGURE 22. Case 3

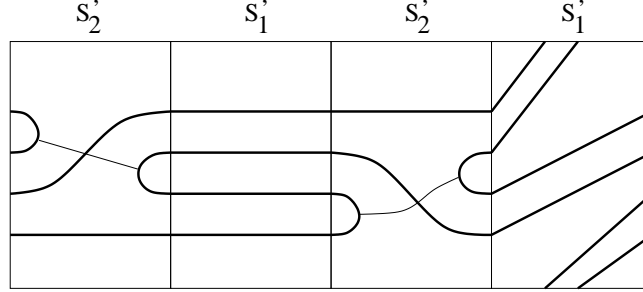


FIGURE 23. Case 6

Case 3. See Figure 22. Here we have depicted the case $n = 1$. The left and right sides of the large rectangle are identified to give $\partial(S^1 \times D^2)$. The δ to the right immediately gives a homotopically trivial dividing curve after attachment. The δ to the left yields a dividing set with slope zero. This gives us a contradiction.

Case 6. See Figure 23. This is similar to Case 3. The δ to the right gives a homotopically trivial curve, and the δ to the left yields zero slope.

Case 8. In this case we may use the key observation to reduce to the case when each of the S'_i has exactly $2n$ dividing curves (all the one-sided components can be pushed across). The attachment of a bypass along δ is tantamount to modifying the boundary slope of $\partial(S^1 \times D^2)$ from $-\frac{1}{n}$ to 0.

Therefore we have proved that there are no state transitions which modify $\Gamma_{S'_2}$.

State changes along $\Gamma_{S'_1}$. We show that any state transition still leaves us in \mathcal{C}' . Assume $S'_1 \rightsquigarrow S''_1$. Here S''_1 is parallel to and disjoint from S'_1 in most cases except when $n = 1$. (See Case 3 below for the exception.) Let N_1 be the I -bundle bounded by S'_1 and S''_1 . We have three cases.

Case 1. $\#\Gamma_{S''_1} = \#\Gamma_{S'_1} + 2 = 2(n + m) + 2$. Let γ' be a vertical Legendrian curve on S''_1 with $t(\gamma') = -(n + m)$, and let γ'' be a vertical Legendrian curve on S'_1 with $t(\gamma'') = -(n + m) - 1$. Let A be an annulus with $\partial A = \gamma' \cup \gamma''$ and $A \cap N_1 = \partial A$. Then, using the Imbalance Principle in [15], we find a bypass along γ'' . Attaching the bypass is equivalent to finding an I -invariant layer $N_2 \subset M \setminus \text{int}(N_1)$ with $\partial N_2 = S''_1 \cup S'''_1$, where $\Gamma_{S'''_1} = \Gamma_{S'_1}$. We find that $N_1 \cup N_2$ is therefore

an I -invariant tight (one-sided) neighborhood of S'_1 . Now, since S'_1 itself is contained in an I -invariant neighborhood of S_1 , we conclude the same for S''_1 . This proves conditions (1) and (2) of the inductive assumption. (3) and (4) are immediate from the invariance of S'_2 with fixed S'_1 .

Case 2. $\#\Gamma_{S'_1} = \#\Gamma_{S'_1} - 2 = 2(n+m) - 2$. Assume $m > 0$ or $n > 1$. Take a vertical Legendrian γ' on S'_1 with $t(\gamma') = -(n+m)$ and a vertical Legendrian γ'' on S'_1 with $t(\gamma'') = -(n+m) + 1$. Take an annulus B with $\partial B = \gamma' \cup \gamma''$ and $B \subset N_1$. B can be extended to an annulus S''_2 isotopic to S'_2 . However, since no state transitions can occur on S'_2 , we may assume that $S''_2 = S'_2$. Moreover, we may assume that S'_1 is obtained from S'_1 by attaching a bypass which lies on S'_2 . Now, take all the one-sided dividing arcs on S'_2 which end on a fixed boundary component of S'_2 . Attach all the bypasses corresponding to these one-sided dividing arcs to get an isotopic copy of S_1 . Do the same with the other boundary component. Then we get another isotopic copy of S_1 , and S''_1 is sandwiched inbetween. This proves the conditions of the inductive assumption.

Case 3. We have one more case left, if $\#\Gamma_{S'_1} = 2$ ($n = 1$). Without loss of generality, assume that $k_1 = 0$. Then the slope of $\Gamma_{S'_1}$ is 0. A non-trivial bypass attachment will give S''_1 with slope $-\frac{1}{k}$, $k \in \mathbf{Z}$. If we consider the tight contact structure on N_1 , then, by the classification of tight contact structures on $T^2 \times I$ (c.f. [15]), we may take $k \in \mathbf{Z}$ to be large positive. Now consider vertical Legendrians γ' on S'_1 with $t(\gamma') = -1$ and γ'' on S'_1 with $t(\gamma'') = -k$. Take an annulus A with $\partial A = \gamma' \cup \gamma''$ and $A \cap N_1 = \partial A$. Then there will exist bypasses along γ'' which allow us to find S'''_1 with slope -1 . Now, cutting along S'_2 (and using the fact that $\Gamma_{S'_2}$ does not depend on the cut), we see that the bypass attachment corresponding to $S'_1 \rightarrow S''_1$ will yield a slope 0 solid torus inside the slope -1 solid torus $M \setminus (S'_1 \cup S'_2) = S^1 \times D^2$, a contradiction. A similar but easier argument shows that there cannot be a dividing curve decrease if $n > 1$ and $m = 0$. \square

Acknowledgements and notes: I would like to thank John Etnyre for many ideas and suggestions. I would also like to thank Will Kazez and Gordana Matić for their enthusiasm and suggestions during our informal seminar at the University of Georgia, where I first presented most of this material. In particular, the formulation of the gluing theorem, although still cumbersome, has been much simplified from the original version, thanks to Gordana Matić. Vincent Colin recently obtained an example of a tight contact structure which becomes overtwisted after an admissible transverse surgery (see [3]). The example of Theorem 3.1 (minus the proof of tightness) was also known to him.

REFERENCES

- [1] V. Colin, *Chirurgies d'indice un et isotopies de sphères dans les variétés de contact tendues*, C. R. Acad. Sci. Paris Sr. I Math. **324** (1997), pp. 659–663.
- [2] V. Colin, *Recollement de variétés de contact tendues*, Bull. Soc. Math. France **127** (1999), pp. 43–69.
- [3] V. Colin, *Chirurgie de Dehn admissible dans une variété de contact tendue*, preprint 2000.
- [4] Y. Eliashberg, *Classification of overtwisted contact structures on 3-manifolds*, Invent. Math. **98** (1989), pp. 623–637.
- [5] Y. Eliashberg, *Topological characterization of Stein manifolds of dimension > 2* , Intern. Journal of Math. **1** (1990), pp. 29–46.
- [6] Y. Eliashberg, *Filling by holomorphic discs and its applications*, London Math. Soc. Lecture Note Series **151** (1991), pp. 45–67.

- [7] Y. Eliashberg, *Contact 3-manifolds twenty years since J. Martinet's work*, Ann. Inst. Fourier **42** (1992), pp. 165–192.
- [8] Y. Eliashberg, *Unique holomorphically fillable contact structure on the 3-torus*, Internat. Math. Res. Notices **2** (1996), pp. 77–82.
- [9] Y. Eliashberg and W. Thurston, *Confoliations*, University Lecture Series **13**, Amer. Math. Soc., Providence, 1998. Proceedings of the fourth Gökova Geometry-Topology Conference, pp. 19–35.
- [10] D. Gabai, *Foliations and the topology of 3-manifolds*, J. Diff. Geom. **18** (1983), pp. 445–503.
- [11] E. Giroux, *Convexité en topologie de contact*, Comment. Math. Helvetici **66** (1991), pp. 637–677.
- [12] E. Giroux, *Structures de contact en dimension trois et bifurcations des feuilletages de surfaces*, preprint 1999.
- [13] R. Gompf, *Handlebody construction of Stein surfaces*, Annals of Math. **148** (1998), pp. 619–693.
- [14] M. Gromov, *Pseudo-holomorphic curves in symplectic manifolds*, Invent. Math. **82** (1985), pp. 307–347.
- [15] K. Honda, *On the classification of tight contact structures I: lens spaces, solid tori, and $T^2 \times I$* , preprint 1999. Revised version available at <http://www.math.uga.edu/~honda>.
- [16] K. Honda, *On the classification of tight contact structures III: circle bundles over closed Riemann surfaces*, preprint 1999. Available at <http://www.math.uga.edu/~honda>.
- [17] Y. Kanda, *The classification of tight contact structures on the 3-torus*, Comm. in Anal. and Geom. **5** (1997), pp. 413–438.
- [18] Y. Kanda, *On the Thurston-Bennequin invariant of Legendrian knots and non exactness of Bennequin's inequality*, Invent. Math. **133** (1998), pp. 227–242.
- [19] P. Lisca, *Symplectic fillings and positive scalar curvature*, Geometry & Topology **2** (1998), pp. 103–116.
- [20] P. Lisca and G. Matić, *Stein 4-manifolds with boundary and contact structures*, Top. and its App. **88** (1998), pp. 55–66.
- [21] S. Makar-Limanov, *Morse surgeries of index 0 on tight manifolds*, preprint 1997.
- [22] I. Torisu, *Convex contact structures and fibered links in 3-manifolds*, Internat. Math. Res. Notices **2000**, pp. 441–454.

UNIVERSITY OF GEORGIA, ATHENS, GA 30602

E-mail address: honda@math.uga.edu

URL: <http://www.math.uga.edu/~honda>