

# ON THE WEYL TENSOR OF A SELF-DUAL COMPLEX 4-MANIFOLD

FLORIN ALEXANDRU BELGUN

ABSTRACT. We study complex 4-manifolds with holomorphic self-dual conformal structures, and we obtain an interpretation of the Weyl tensor of such a manifold as the projective curvature of a field of cones on the ambitwistor space. In particular, its vanishing is implied by the existence of some compact, simply-connected, null-geodesics. We also relate the Cotton-York tensor of an umbilic hypersurface to the Weyl tensor of the ambient. As a consequence, a conformal 3-manifold or a self-dual 4-manifold admitting a rational curve as a null-geodesic is conformally flat. We show that the projective structure of the  $\beta$ -surfaces of a self-dual manifold is flat.

## 1. INTRODUCTION

Twistor theory, created by Penrose [15], establishes a close relationship between conformal Riemannian geometry in dimension 4, and (almost) complex geometry in dimension 3. In particular, to a Riemannian manifold  $M$  for which the part  $W^-$  of the Weyl tensor vanishes identically (*self-dual*), one associates its *twistor space*  $Z$ , a complex 3-manifold containing rational curves with normal bundle  $\mathcal{O}(1) \oplus \mathcal{O}(1)$ , and admitting a real structure with no fixed points [1], [5], [2].

The space of such curves is a complex 4-manifold  $M^{\mathbb{C}}$  [9] with a holomorphic conformal structure and is, therefore, a conformal complexification of  $M$  [1], [5], [2].

As the conformal geometry of  $M$  is encoded by the complex geometry of  $Z$ , we ask ourselves what holomorphic object on  $Z$  corresponds to  $W^+$ , the Weyl tensor of the self-dual manifold  $M$ . It seems that this question, although natural, has not been considered in the literature, and maybe a reason for that is that the answer appears to be a highly non-linear object.

This object is more easily understood in the framework of complex-Riemannian geometry (see Section 2): following LeBrun [13], we (locally) introduce the space  $B$  of complex null-geodesics of  $\mathbf{M}$  (*ambitwistor space*). For a self-dual (complex) 4-manifold  $\mathbf{M}$ , its (local) twistor space is then defined as the 3-manifold of  $\beta$ -surfaces (some totally geodesic isotropic surfaces, see Section 2).

The ambitwistor space  $B$  and (in the self-dual case) the twistor space  $Z$  completely describe the conformal structure of  $\mathbf{M}$ . In particular, a null-geodesic  $\gamma$  in  $\mathbf{M}$  corresponds to the set of rational curves in  $Z$  tangent to a 2-plane. The union of these curves, called the *integral  $\alpha$ -cone* of  $\gamma$  (see Section 3), is lifted to a (linearized)  $\alpha$ -cone in  $T_{\gamma}B$ . Our first result (Theorem

---

*Date:* February 9, 1999.

AMS classification : 53C21, 53A30, 32C10.

1) is that the Weyl tensor of  $\mathbf{M}$  is equivalent to the projective curvature (see Section 4) of the field of  $\alpha$ -cones on  $B$ . In particular, if such a cone is *flat*, then  $W^+$  vanishes on certain isotropic planes in  $\mathbf{M}$ .

We use Theorem 1 to investigate global properties of a self-dual manifold  $\mathbf{M}$ : If the integral  $\alpha$ -cone of  $\gamma$  is part of a smooth surface in  $Z$ , then the linearized  $\alpha$ -cone is flat (Theorems 2, 2'). In particular, the space  $\mathbf{M}_0$  of rational curves of  $Z$  with normal bundle  $\mathcal{O}(1) \oplus \mathcal{O}(1)$  is compact iff  $Z \simeq \mathbb{C}\mathbb{P}^3$ . On the other hand, it is known, from a theorem of Campana [3], that, for a compact twistor space  $Z$ ,  $\mathbf{M}_0$  can be compactified within the space of analytic cycles iff  $Z$  is Moishezon. It appears then that the conformal structure does not extend smoothly to the compactification.

A good illustration of what happens in the non-flat (self-dual) case is the Kähler-Einstein manifold  $\mathbb{C}\mathbb{P}^2$  whose twistor space is known to be the manifold of flags in  $\mathbb{C}^3$  [1], see Section 8.

Different methods allow us to generalize Theorem 3 to non geodesically-connected self-dual manifolds: We show (Theorem 3) that if a self-dual manifold admits a compact, simply-connected, null-geodesic, then it is conformally flat. We also note that the rational curves in  $Z$ , corresponding to the points of  $\mathbf{M}$  (see Section 2) are then geodesics of some *projective structure* of  $Z$  iff the latter is projectively flat (Corollary 1).

The isotropic, totally geodesic surfaces (called  $\beta$ -surfaces) in a self-dual manifold  $\mathbf{M}$  appear to have a projective structure, given by the null-geodesics of  $\mathbf{M}$  contained in it (Section 6). We show that it is *flat* (i.e. locally equivalent to  $\mathbb{C}\mathbb{P}^2$ ) (Corollary 3), and we obtain a classification of the compact  $\beta$ -surfaces of a self-dual 4-manifold (Theorem 4).

Theorem 3 can be adapted for conformal 3-manifolds : A conformal 3-manifold admitting a rational curve as a null-geodesic is conformally flat (Theorem 7). The conformal geometry in dimensions 3 and 4 are related, as any geodesically convex 3-manifold  $Q$  can be realized as the *conformal infinity* of a self-dual 4-manifold  $\mathbf{M}$  [11]. In particular,  $Q$  is umbilic in  $\mathbf{M}$ , and we relate, in Section 7, the conformal invariants of the 2 manifolds: the Cotton-York tensor of  $Q$  is identified to the derivative, in the normal direction, of the Weyl tensor of  $\mathbf{M}$  (Theorem 5). This result can be equally stated in the real framework.

The paper is organized as follows: in Section 2 we recall the classical results of the twistor theory (especially for complex 4-manifolds), in Section 3 we introduce the  $\alpha$ -cones on the (ambi-)twistor space, and, in Section 4, we prove the equivalence between the projective curvature of the latter and the Weyl tensor  $W^+$  of  $\mathbf{M}$ . Section 5 is devoted to the proof of some results of the type “compactness implies conformal (projective) flatness”: Theorems 2, 2' and 3, mentioned above. We study the projective structure of  $\beta$ -surfaces in Section 7, and we illustrate the above results on the special case of the self-dual manifold  $\mathbb{C}\mathbb{P}^2$ , in Section 8.

**ACKNOWLEDGEMENTS** The author is deeply indebted to Paul Gauduchon, for his care in reading the manuscript and for his constant help during the research and redaction.

## 2. PRELIMINARIES

The content of this paper makes use of *complex-Riemannian geometry* (with the exception of Theorem 5 and Corollary 4, which hold also in the real framework). Complex-Riemannian geometry is obtained from Riemannian geometry by replacing the field  $\mathbb{R}$  by  $\mathbb{C}$  (e.g. a complex “metric” becomes a non-degenerate symmetric complex-bilinear form on the tangent space), and all classical results hold, naturally with the exception of those making use of partitions of unity. We will often omit the prefix “complex-”, when referring to geometric objects, and we will always consider them, unless otherwise stated, in the framework of complex-Riemannian geometry.

**2.1. Conformal complex 4-manifolds.** Let  $\mathbf{M}$  be a 4-dimensional complex manifold. A *conformal structure* is defined, as in the real case [4], by a everywhere non-degenerate section  $c$  of the complex bundle  $S^2(T^*\mathbf{M}) \otimes L^2$ , where  $L$  is a given line bundle of *scalars of weight 1*, and  $L^4 \simeq \kappa^{-1}$ , the anti-canonical bundle of  $\mathbf{M}$ . (While on an oriented real manifold such a line bundle always exists, being topologically trivial, in the complex case the existence of  $L^2$ , a square root of the anti-canonical bundle, is submitted to some topological restrictions.) From now on, only holomorphic conformal structures will be considered, thus  $L$  is a holomorphic bundle and  $c$  a holomorphic section of  $S^2(T^*\mathbf{M}) \otimes L^2$ . (In fact, all we need to define the conformal structure  $c$  on the 4-manifold  $\mathbf{M}$  is just the holomorphic bundle  $L^2$ ; in odd dimensions the situation is different, see Section 7.)

As in the real case,  $c$  is locally represented by symmetric bilinear forms on  $T\mathbf{M}$ , but global representative metrics do not exist, in general.

For each point  $x \in \mathbf{M}$ , there is an isotropy cone  $C_x$  in the tangent space  $T_x\mathbf{M}$ , who uniquely determines the conformal structure  $c$ . In the associated projective space,  $\mathbb{P}(T_x\mathbf{M}) \simeq \mathbb{C}\mathbb{P}^3$ , the cone  $C_x$  projects onto the non-degenerate quadratic surface  $\mathbb{P}(C_x)$ , which is actually a ruled surface isomorphic to  $\mathbb{C}\mathbb{P}^1 \times \mathbb{C}\mathbb{P}^1$ . We thus get 2 families of complex projective lines contained in  $\mathbb{P}(C)$ , that is, 2 families of isotropic 2-planes in  $C \subset T\mathbf{M}$ , respectively called  $\alpha$ -planes, the other  $\beta$ -planes. This choice corresponds to the choice of an “orientation” of  $\mathbf{M}$ . On a real 4-manifold an orientation is chosen by picking a class of volume forms (which is not possible in this complex framework) or by choosing one of the two possible Hodge operators compatible with the conformal structure  $*$  :  $\Lambda^2\mathbf{M} \rightarrow \Lambda^2\mathbf{M}$  (which can also be done in our complex case, [16]). As  $*$  is a symmetric involution,  $\Lambda^2\mathbf{M}$  decomposes in  $\Lambda^+\mathbf{M} \oplus \Lambda^-\mathbf{M}$  consisting in  $\pm 1$ -eigenvectors of  $*$ , respectively called *self-dual* and *anti-self-dual* 2-forms; the isotropic vectors in  $\Lambda^+\mathbf{M}$  and  $\Lambda^-\mathbf{M}$  are then exactly the *decomposable* elements  $u \wedge v \in \Lambda^\pm\mathbf{M}$ , with  $u, v \in \mathbf{M}$ .

**Definition 1.** An  $\alpha$ -plane  $F^\alpha$  (resp. a  $\beta$ -plane  $F^\beta$  in  $T\mathbf{M}$  is a 2-plane such that  $\Lambda^2 F^\alpha$  (resp.  $\Lambda^2 F^\beta$ ) is a self-dual (resp. anti-self-dual) isotropic line in  $\Lambda^2\mathbf{M}$ .

**Remark.** The  $\alpha$ - and  $\beta$ -planes can be interpreted in terms of spinors. The structure group of the tangent bundle  $T\mathbf{M}$  is restricted to the conformal orthogonal complex group,  $CO(4, \mathbb{C}) := (O(4, \mathbb{C}) \times \mathbb{C}^*) / \{\pm \mathbf{1}\}$ , where  $O(4, \mathbb{C}) := \{A \in GL(4, \mathbb{C}) \mid A^t A = \text{Id}\}$ , by the given conformal structure of

**M.** The choice of an orientation is the further restriction of this group to the connected component of the identity,  $CO_0(4, \mathbb{C}) := SO(4, \mathbb{C}) \times \mathbb{C}^*$ , where  $SO(4, \mathbb{C}) := O(4, \mathbb{C}) \cap SL(4, \mathbb{C})$ . Consider a local metric  $g$  in the conformal class  $c$ . We have then locally defined *Spin* structures, and associated *Spin* bundles  $V_+, V_-$ , as in the real case [1],[17]. They are rank 2 complex vector bundles, and for each local section of  $L$  (i.e. a metric in  $c$ ), each of them is equipped with a (complex) symplectic structure  $\omega_+ \in \Lambda^2 V_+, \omega_- \in \Lambda^2 V_-$ , respectively. Then we locally have  $T\mathbf{M} \simeq V_+ \otimes V_-$ , and  $g = \omega_+ \otimes \omega_-$ , for the fixed metric  $g \in c$ .  $\alpha$ - (resp.  $\beta$ -) planes are then nothing but the isotropic 2-planes obtained by fixing the first (resp. the second) factor in the above tensor product:

**Proposition 1.** [16] *An  $\alpha$ -plane, resp.  $\beta$ -plane  $F \subset T_x \mathbf{M}$  is a complex plane  $\psi_+ \otimes V_-$ , resp  $V_+ \otimes \psi_-$ , where  $\psi_+ \in V_+ \setminus \{0\}$ , resp.  $\psi_- \in V_- \setminus \{0\}$ .*

The  $\alpha$ -planes in  $T_x \mathbf{M}$  are, thus indexed by  $\mathbb{P}(V_+)_x$ , and  $\beta$ -planes by  $\mathbb{P}(V_-)_x$ , and these projective bundles are globally well-defined on  $\mathbf{M}$ , [1].

**Remark.** It is obvious that a change of orientation interchanges the  $\alpha$  and  $\beta$ -planes; the same is true for self-duality and anti-self-duality, to be defined below.

For a local metric  $g$  in  $c$ , we denote by  $R^g$  its Riemannian curvature, and by  $W$  the Weyl tensor, i.e. the trace-free component of  $R^g$ , which is known to be independent of the chosen metric within the conformal class [4]. It splits into two components  $W^+, W^-$ , and the easiest way to see that is the spinorial decomposition of the space of the curvature tensors  $\mathcal{R} \subset \Lambda^2 \otimes \Lambda^2$ , [1],[17],[18], obtained from the relation  $T\mathbf{M} = V_+ \otimes V_-$  and some of the Clebsch-Gordan identities [17].

$$\mathcal{R} = \mathcal{S} \oplus \mathcal{B} \oplus \mathcal{W}^+ \oplus \mathcal{W}^-,$$

where  $\mathcal{S}$  is the complex line of scalar curvature tensors, included in  $\Lambda^2 V_+ \oplus \Lambda^2 V_-$ ,  $\mathcal{B} = S^2 V_+ \otimes S^2 V_-$  is the space of trace-free Ricci tensors, and  $\mathcal{W}^+ = S^4 V_+$ ,  $\mathcal{W}^- = S^4 V_-$  are the spaces of self-dual, resp. anti-self-dual Weyl tensors (where  $S^p V_{\pm}$  denotes the  $p$ -symmetric power of  $V_{\pm}$ ).

The curvature  $R^g$  restricted to any  $\alpha$ -plane  $F$  yields a weighted bilinear symmetric form  $R^F$  on  $\Lambda^2 F$ , i.e. a section in  $L^2 \otimes (\Lambda^2 F \otimes \Lambda^2 F)^*$ :

$$(g, X \wedge Y) \mapsto g(R^g(X, Y)X, Y).$$

**Proposition 2.** *The (weighted) bilinear form  $R^F$  depends only on the self-dual Weyl tensor, and this one is completely determined by the (weighted) values of  $R^F$  for all  $\alpha$ -planes  $F$ .*

We have the same result for  $\beta$ -planes.

*Proof.* Let  $F = V_+ \otimes \psi_-$  be an  $\alpha$ -plane, and let  $X = \psi_+ \otimes \varphi_1, Y = \psi_+ \otimes \varphi_2 \in F$ , and suppose, for simplicity, that  $\omega_-(\varphi_1, \varphi_2) = 1$ , so  $X \wedge Y \in \Lambda^2 F$  is identified to the element  $\psi_+ \otimes \psi_+ \in S^2 V_+$ . Then it is easy to see that  $R^F$ , evaluated on  $X \wedge Y$ , is nothing but the evaluation of  $R \in S^2(\Lambda^2 \mathbf{M}) \supset \mathcal{R}$  on  $(X \wedge Y) \otimes (X \wedge Y) \simeq \psi_+ \otimes \psi_+ \otimes \psi_+ \otimes \psi_+ \in S^4 V_+$ , which depends only on the positive (or self-dual) part of the Weyl tensor. To prove the second assertion, we remark that  $W^+$ , being a quadrilinear symmetric form on  $V_+$ ,

can be identified with a polynomial of degree 4 on  $V_+$ , which is determined by its values.  $\square$

**Definition 2.** *A conformal structure  $c$  on a 4-manifold  $\mathbf{M}$  is called self-dual (resp. anti-self-dual) iff  $W^- = 0$  (resp.  $W^+ = 0$ ).*

**Remark.** In general, geodesics on a conformal manifold depend on the chosen metric, with the exception of the isotropic ones (or *null-geodesics*). Therefore the existence of totally geodesic surfaces tangent to  $\alpha$ - (resp.  $\beta$ -) planes is a property of the conformal structure alone.

## 2.2. Twistor spaces.

**Definition 3.** *An  $\alpha$ -surface (resp.  $\beta$ -surface)  $\alpha \subset \mathbf{M}$  is a maximal, totally geodesic surface in  $\mathbf{M}$ , whose tangent space in any point is an  $\alpha$ -plane (resp.  $\beta$ -plane).*

On the other hand, any totally geodesic, isotropic surface in  $\mathbf{M}$  is included in an  $\alpha$ - or in a  $\beta$ -surface.

**Definition 4.** [15],[16] *If, in any point  $x \in \mathbf{M}$ , and for any  $\alpha$ - (resp.  $\beta$ -) plane  $F \subset T_x\mathbf{M}$ , there is a  $\alpha$ - (resp.  $\beta$ -) surface tangent to  $F$  at  $x$ , we say that the family of  $\alpha$ - (resp.  $\beta$ -) planes is integrable.*

**Theorem.** [1],[16] *The family of  $\alpha$ - (resp.  $\beta$ -) planes of a conformal 4-manifold  $(\mathbf{M}, c)$  is integrable if and only if the conformal structure  $c$  is anti-self-dual (resp. self-dual).*

The integrability of  $\alpha$ -planes is equivalent to the integrability (in the sense of Frobenius) of a distribution  $H^\alpha$  of 2-planes on the total space of the projective bundle  $\mathbb{P}(V_+)$ . More precisely, let  $g$  be a local metric in the conformal class  $c$ , and let  $\nabla$  be its Levi-Civita connection.  $\nabla$  induces a connection in the bundle  $\mathbb{P}(V_+)$ , thus a horizontal distribution  $H$ , isomorphic to  $T\mathbf{M}$  via the bundle projection. Let  $H^\alpha$  be the 2-dimensional subspace of  $H_F$  — where  $F \in \mathbb{P}(V_+)$  is an  $\alpha$ -plane in  $T_x\mathbf{M}$  — which projects onto  $F \subset T_x\mathbf{M}$ . It can be easily shown (as in [16], see also [1]) that the “tautological” 2-plane distribution  $H^\alpha$  is independent of the metric  $g$ . Then  $\alpha$ -surfaces are canonically lifted as integrable manifolds of the distribution  $H^\alpha$ . For a geodesically convex open set of  $\mathbf{M}$ , one can prove (see [14]) that the space of these integrable leaves is a complex 3-manifold. (This point of view is closely related to the one of [1], about the integrability of the canonical almost complex structure of the real twistor space.)

The same remark can be made about  $\beta$ -surfaces.

**Remark.** The existence, for any point  $x \in \mathbf{M}$ , of an  $\alpha$ -surface containing  $x$  does not imply, in general, the integrability of the family of  $\alpha$ -planes : in the conformal self-dual (but not anti-self-dual) manifold  $\mathbf{M} = \mathbb{C}\mathbb{P}^2 \times (\mathbb{C}\mathbb{P}^2)^* \setminus \mathcal{F}$  (the complexification of  $\mathbb{C}\mathbb{P}^2$ , [1]), the surfaces  $(\{x\} \times (\mathbb{C}\mathbb{P}^2)^*) \cap \mathbf{M}$  and  $(\mathbb{C}\mathbb{P}^2 \times \{y\}) \cap \mathbf{M}$  are all  $\alpha$ -surfaces, see Section 8.

**Remark.** In the real framework, the twistor space of a real Riemannian 4-manifold  $M^\mathbb{R}$  is the total space  $Z^\mathbb{R}$  of the  $S^2$ -bundle of almost-complex structures on  $TM^\mathbb{R}$ , compatible with the conformal structure and the (opposite) orientation; it admits a natural almost-complex structure  $\mathcal{J}$ , equal,

in  $J \in Z^{\mathbb{R}}$ , to the complex structure of the fibers on the *vertical* space  $T_J^{\vee} Z^{\mathbb{R}}$ , and to  $J$  itself on the horizontal space (induced by the Levi-Civita connection). Such a complex structure  $J$  is equivalent to an isotropic complex 2-plane in  $TM \otimes \mathbb{C}$ , thus to an  $\alpha$ - or  $\beta$ -surface (depending on the conventions), which becomes then the space of vectors of type  $(1,0)$  for  $J$ ; as the integrability of the almost-complex structure  $\mathcal{J}$  can be expressed as the Frobenius condition applied to  $T^{(1,0)} Z^{\mathbb{R}}$ , it is equivalent to the integrability of the family of  $\alpha$ -, resp.  $\beta$ -planes.

The *Penrose construction* associates to an (anti-)self-dual manifold  $\mathbf{M}$  the space  $Z$  of  $\alpha$ - (resp.  $\beta$ -)surfaces of  $\mathbf{M}$ ; we have seen above that  $Z$  admits complex-analytic maps, but it may be non-Hausdorff. This is why we need to introduce the following condition, see also [14]:

**Definition 5.** *An (anti-) self-dual manifold  $\mathbf{M}$  is called civilized iff the space  $Z^{\alpha}$  (resp.  $Z^{\beta}$ ) of integral leaves of the distribution  $H^{\alpha}$  (resp.  $H^{\beta}$ ) in  $\mathbb{P}(V_+)$  (resp.  $\mathbb{P}(V_-)$ ) is a complex 3-manifold, and the projection  $p^+ : \mathbb{P}(V_+) \rightarrow Z^{\alpha}$  (resp.  $p^- : \mathbb{P}(V_-) \rightarrow Z^{\beta}$ ) is a submersion.*

*In this case, the manifold  $Z^{\alpha}$  (resp.  $Z^{\beta}$ ) — which is the space of  $\alpha$ -surfaces (resp.  $\beta$ -surface) of  $\mathbf{M}$  — is called the  $\alpha$ - (resp. the  $\beta$ -)twistor space of  $\mathbf{M}$ .*

From now on, we suppose that  $(\mathbf{M}, c)$  is a self-dual complex analytic 4-manifold. As any point  $x \in \mathbf{M}$  has a geodesically convex neighborhood  $U$  [20] (which is, therefore, civilized), we can construct  $Z^U$ , the  $\beta$ -twistor space (for short, twistor space) of  $U$ . For the infinitesimal results of this paper (from Sections 3,4,6 and 7), we will suppose (with no loss of generality) that  $\mathbf{M}$  is civilized (for example, by replacing  $\mathbf{M}$  by  $U$ ).

We recall now the correspondence between differential geometric objects on  $\mathbf{M}$  and complex analytic objects on its twistor space,  $Z$ , [1],[16], see also [11],[12],[17].

$\beta$ -surfaces  $\beta \subset \mathbf{M}$  correspond to points  $\bar{\beta} \in Z$ , by definition, and the set of  $\beta$ -surfaces passing through a point  $x \in \mathbf{M}$  is a complex projective line  $Z_x$ , with normal bundle isomorphic (non-canonically) to  $\mathcal{O}(1) \oplus \mathcal{O}(1)$  (where  $\mathcal{O}(1)$  is the dual of the *tautological* bundle  $\mathcal{O}(-1)$  on  $\mathbb{C}\mathbb{P}^1$ ) [1],[16], see also [2].

In fact, this family of complex projective lines in  $Z$  permits us to recover  $\mathbf{M}$  and its conformal structure, at least locally, by the *reverse Penrose construction*: The normal bundle  $N_x$  of a line  $Z_x$  in  $Z$  has the property  $H^1(N_x, \mathcal{O}) = 0$ , thus, by a theorem of Kodaira [9], the space  $\mathbf{M}_0$  of projective lines in  $Z$  having the above normal bundle is a smooth complex manifold, whose tangent space at a point  $x \simeq Z_x \subset Z$  is canonically isomorphic to the space of global sections of the normal bundle  $N_x$  of  $Z_x$  (thus  $\mathbf{M}_0$  has dimension 4). The conformal structure of  $\mathbf{M}_0$  is described by its tangent cone, which corresponds to the sections of  $N_x$  having at least one zero (as such a section decomposes as 2 sections of  $\mathcal{O}(1)$ , the vanishing condition means that they both vanish at the same point, which is a quadratic condition on the sections of  $N_x$ ). We thus get a conformal diffeomorphism from  $\mathbf{M}$  to an open set of  $\mathbf{M}_0$ .

**2.3. Ambitwistor spaces.** We remark that  $\mathbb{P}(V_-)$  is an open set of the projective tangent bundle of  $Z$ , as  $Z$  is the space of leaves of  $\mathbb{P}(V_-)$ , but it is important to note that, in general, the reverse inclusion is not true (i.e. not any direction in  $Z$  is tangent to a line corresponding to a point in  $\mathbf{M}$ , or, equivalently,  $\beta$ -surfaces are not compact  $\mathbb{C}\mathbb{P}^2$ 's, in general, see Section 5).

For example, if  $\mathbf{M} = \mathbb{C}\mathbb{P}^2 \times \mathbb{C}\mathbb{P}^{2*} \setminus \mathcal{F}$  (with the notations in Section 8),  $\mathbb{P}(V_-)$  is an open subset in the  $\mathbb{C}\mathbb{P}^2$ -bundle  $\mathbb{P}(TZ) \rightarrow Z$ , consisting in the set of directions transverse to the *contact structure* of  $Z$  (see Section 8.4).  $\mathbb{P}(V_-)$  is, thus, in this case, a rank 2 affine bundle over  $Z$ .

Another canonical  $\mathbb{C}\mathbb{P}^2$ -bundle on  $Z$ , that is  $\mathbb{P}(T^*Z) \rightarrow Z$ , leads to the *ambitwistor space*  $B$ , by definition the space of null-geodesics of  $\mathbf{M}$  [12]. It is an open set of the projective cotangent bundle of  $Z$  (or, equivalently, the Grassmannian of 2-planes in  $TZ$ ) [12] (more precisely, a plane  $F \subset T_{\bar{\beta}}Z$  corresponds to a null-geodesic  $\gamma \subset \mathbf{M}$  (contained in  $\beta$ ) if it is tangent to at least one projective line  $Z_x$ , corresponding to a point  $x \in \mathbf{M}$ ).

To see that, let  $x$  be a point in  $\mathbf{M}$ ,  $\beta$  a  $\beta$ -surface passing through  $x$ , i.e.  $\bar{\beta} \in Z$  and  $Z_x$  contains  $\bar{\beta}$ ; let  $F \subset T_{\bar{\beta}}Z$  be a plane tangent to  $Z_x$ . As small deformations of  $Z_x$  still correspond to points of  $\mathbf{M}$ , we consider those rational curves which are tangent to  $F$ . They correspond to a (continuous) set of points on a curve  $\gamma \subset \beta$ , that will turn out to be a null-geodesic. Indeed, all we have to prove is  $\ddot{\gamma} = 0 \pmod{\dot{\gamma}}$ , and  $\dot{\gamma}_x$  corresponds to a section  $\eta$  of  $N_x$ , vanishing at  $\bar{\beta} \in Z_x$ ; as  $N_x \simeq \mathcal{O}(1)$ ,  $\eta$  is determined by its derivative at  $\bar{\beta}$ , which is a linear map  $T_{\bar{\beta}} \rightarrow F/T_{\bar{\beta}}$  (the infinitesimal deformation of the direction of  $Z_x$  within  $F$ ). As the points of  $\gamma$  correspond to lines tangent to  $F$ , we have that  $\ddot{\gamma}_x$  corresponds to a section of  $N_x$  collinear to  $\eta$ , thus  $\gamma$  verifies the equation of a (non-parameterized) geodesic. See [11], [14], and Section 4 for details.

**Example.** The space of null-geodesics of  $\mathbf{M} = \mathbb{P}(E) \times \mathbb{P}(E)^* \setminus \mathcal{F}$  is the total space of a  $\mathbb{C} \times \mathbb{C}\mathbb{P}^1$ -bundle over  $Z = \mathcal{F}$ , the flag manifold (see Section 8); a 2-plane  $F \subset T_{(L,l)}\mathcal{F}$  which corresponds to a null-geodesic in  $\mathbf{M}$  is identified either to a projective diffeomorphism  $\varphi : \mathbb{P}(l) \rightarrow \mathbb{P}(L^o)$  (Section 8.4, case 3), or to a point  $A \subset l$ ,  $A \neq L$ , resp. a plane  $a$  containing  $L$ , and different from  $l$  (Section 8.4, cases **2** and **2'**).

### 3. THE STRUCTURE OF THE AMBITWISTOR SPACE AND THE FIELD OF $\alpha$ -CONES

**Conventions.** Except for some results in Section 5, we will consider  $\mathbf{M}$  to be a self-dual civilized 4-manifold, i.e. the (twistor) space  $Z$  of  $\beta$ -surfaces of  $\mathbf{M}$  is a Hausdorff smooth complex 3-manifold, and the projection  $\mathbb{P}(V_-) \rightarrow Z$  is a submersion (e.g.  $\mathbf{M}$  is geodesically convex), see [14].

We will frequently identify, following the deformation theory of Kodaira (see [9]), the vectors in  $T_x\mathbf{M}$  with sections in the normal bundle  $N(Z_x)$  of the projective line  $Z_x$  in  $Z$ .

We also consider the space of null-geodesics  $B$ , as an open subset of  $\mathbb{P}(T^*Z)$ .

For a null-geodesic  $\gamma$ , resp. a  $\beta$ -surface  $\beta \subset \mathbf{M}$ , we denote by  $\bar{\gamma}$ , resp.  $\bar{\beta}$ , the corresponding point in  $B$ , resp.  $Z$ .

**3.1.  $\alpha$ - and  $\beta$ -cones on the ambitwistor space.** The vectors on  $B$  can be expressed in terms of infinitesimal deformations of geodesics of  $\mathbf{M}$  (Jacobi fields). More precisely:

$$T_{\bar{\gamma}}B \simeq \mathcal{J}_{\bar{\gamma}}^{\perp} / \mathcal{J}_{\bar{\gamma}}^{\gamma},$$

where, for a null-geodesic  $\gamma$ ,  $\mathcal{J}_{\bar{\gamma}}^{\perp}$  is the space of Jacobi fields  $J$  such that  $\nabla_{\dot{\gamma}}J \perp \dot{\gamma}$ , and  $\mathcal{J}_{\bar{\gamma}}^{\gamma}$  is its subspace of Jacobi fields “along”  $\gamma$ , i.e.  $J \in \mathbb{C}\dot{\gamma}$  in any point of the geodesic.

**Remark.** A class in  $\mathcal{J}_{\bar{\gamma}}^{\perp} / \mathcal{J}_{\bar{\gamma}}^{\gamma}$  is represented by Jacobi fields yielding the same local section of the normal bundle  $N(\gamma)$  of  $\gamma$  in  $\mathbf{M}$ . This is equivalent to the following obvious fact:

**Lemma 1.** *The kernel of the natural application  $\mathcal{J}_{\bar{\gamma}}^{\perp} \rightarrow N(\gamma)$  is  $\mathcal{J}_{\bar{\gamma}}^{\gamma}$ .*

As a consequence, Jacobi fields on  $\gamma$  induce particular local sections in  $N(\gamma)$ , which turn out to be solutions of a differential operator of order 1 on  $N(\gamma)$ , see Section 4.

The conformal geometry of  $\mathbf{M}$  induces a particular structure on  $B$ : we describe it in order to obtain an expression of  $W^+$  in terms of the geometry of the (ambi-)twistor space.

We have a canonical hyperplane  $V_{\bar{\gamma}}$  in  $T_{\bar{\gamma}}B$ , defined by

$$V - \bar{\gamma} := \mathcal{J}_{\bar{\gamma}}^{\perp\perp} / \mathcal{J}_{\bar{\gamma}}^{\gamma},$$

where  $\mathcal{J}_{\bar{\gamma}}^{\perp\perp}$  is the set of Jacobi fields  $J$  everywhere orthogonal to  $\dot{\gamma}$  (i.e.  $\nabla_{\dot{\gamma}}J \perp \dot{\gamma}$  and  $J \perp \dot{\gamma}$ ).

We define now two fields of cones in  $TB$ , both contained in  $V - \bar{\gamma}$ :

**Definition 6.** *Let  $\gamma$  be a null-geodesic in  $\mathbf{M}$ , and, for each point  $x \in \gamma$ , let  $F_x^{\beta}$  be the  $\beta$ -plane containing  $\dot{\gamma}_x$ . The (infinitesimal)  $\beta$ -cone  $V_{\bar{\gamma}}^{\beta}$  at  $\bar{\gamma} \in B$  is defined as follows:*

$$V_{\bar{\gamma}}^{\beta} := \mathcal{J}_{\bar{\gamma}}^{\beta} / \mathcal{J}_{\bar{\gamma}}^{\gamma} \subset \mathcal{J}_{\bar{\gamma}}^{\perp\perp} / \mathcal{J}_{\bar{\gamma}}^{\gamma} \simeq V_{\bar{\gamma}} \subset T_{\bar{\gamma}}B,$$

where  $\mathcal{J}_{\bar{\gamma}}^{\beta}$  is the set of Jacobi fields  $J$  on  $\gamma$  satisfying the condition

$$\exists x \in \gamma \text{ such that } J_x = 0 \text{ and } (\nabla_{\dot{\gamma}}J)_x \in F_x^{\beta}.$$

**Proposition 3.** *The  $\beta$ -cone  $V_{\bar{\gamma}}^{\beta}$  is flat, i.e. it is included in the 2-plane  $F_{\bar{\gamma}}^{\beta}$  consisting of Jacobi fields contained in the  $\beta$ -plane defined by  $\dot{\gamma}$  in each point of it.*

*Proof.* We have to prove that  $\mathcal{J}_{\bar{\gamma}}^{\beta}$  is included in  $\bar{\mathcal{J}}_{\bar{\gamma}}^{\beta}$ , defined as follows:

$$\bar{\mathcal{J}}_{\bar{\gamma}}^{\beta} := \{J \text{ Jacobi field on } \gamma \mid J_x, \dot{J}_x \in F_x^{\beta}, \forall x \in \gamma\}.$$

We will prove that  $\mathcal{J}_{\bar{\gamma}}^{\beta} \subset \bar{\mathcal{J}}_{\bar{\gamma}}^{\beta}$ , therefore it will follow that the latter is non-empty, and is a linear space of dimension 2.

We denote by  $J^0$  the parallel displacement, along  $\gamma$ , of a non-zero vector in  $F_x^{\beta}$ , transverse to  $\dot{\gamma}$ . Then  $J^0 \in T\beta|_{\gamma} \setminus T\gamma$ , because  $\gamma$  is included in the totally geodesic surface  $\beta$ , thus we can characterize  $F_y^{\beta}$  as the set  $\{X \in T_yM \mid X \perp \dot{\gamma}, X \perp J^0\}$ , for any  $y \in \gamma$ . We then observe that

$$\dot{\gamma} \cdot \langle \dot{J}, J^0 \rangle = \langle R(\dot{\gamma}, J)\dot{\gamma}, J^0 \rangle = \langle R(\dot{\gamma}, J^0)\dot{\gamma}, J \rangle = k \langle J^0, J \rangle,$$



because  $R(\dot{\gamma}, J^0)\dot{\gamma}$  is in  $F^\beta$ , thus  $R(\dot{\gamma}, J^0)\dot{\gamma} = h\dot{\gamma} + kJ^0$ . So the scalar function  $\langle J, J^0 \rangle$  satisfies to a linear second order equation, hence it is determined by its initial value and derivative. It follows then that it is identically zero, thus  $J \in F^\beta$  everywhere, as claimed.  $\square$

Another subset in  $T_{\bar{\gamma}}B$  is the  $\alpha$ -cone  $V_{\bar{\gamma}}^\alpha$ , defined as follows:

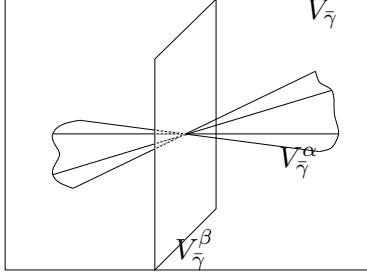
**Definition 7.** Let  $\gamma$  be a null-geodesic in  $\mathbf{M}$ , and, for each point  $x \in \gamma$ , let  $F_x^\alpha$  be the  $\alpha$ -plane containing  $\dot{\gamma}_x$ . The (infinitesimal)  $\alpha$ -cone  $V_{\bar{\gamma}}^\alpha$  at  $\bar{\gamma} \in B$  is defined as follows:

$$V_{\bar{\gamma}}^\alpha := \mathcal{J}_{\bar{\gamma}}^\alpha / \mathcal{J}_{\bar{\gamma}}^\gamma \subset \mathcal{J}_{\bar{\gamma}}^{\perp\perp} / \mathcal{J}_{\bar{\gamma}}^\gamma \simeq V_{\bar{\gamma}} \subset T_{\bar{\gamma}}B,$$

where  $\mathcal{J}_{\bar{\gamma}}^\alpha$  is the set of Jacobi fields  $J$  on  $\gamma$  satisfying the condition

$$\exists x \in \gamma \text{ such that } J_x = 0 \text{ and } (\nabla_{\dot{\gamma}} J)_x \in F_x^\alpha.$$

It is important to note that, in general, the projective curves  $\mathbb{P}(V_{\bar{\gamma}}^\alpha)$  and  $\mathbb{P}(V_{\bar{\gamma}}^\beta)$  are non compact, as each of them corresponds to the set of points on  $\gamma$ , which is non-compact, in general. The field of  $\alpha$ -cones on  $B$  is the object of main interest in this paper. We may already guess that its flatness (i.e. the situation when  $V_{\bar{\gamma}}^\alpha$  is a subset in a 2-plane) can be related to some special property of the conformal structure of  $\mathbf{M}$ .



**Remark.** We have seen that  $V_{\bar{\gamma}}^\beta$  is included in the 2-plane  $F_{\bar{\gamma}}^\beta$ , i.e. the condition  $J_x = 0, \dot{J}_x \in F_x$  can be generalised to the linear condition  $J, \dot{J} \in F^\beta$ , but there is no canonical way of supplying the “missing” points of  $\gamma$  with some appropriate Jacobi fields in order to “complete”  $V_{\bar{\gamma}}^\alpha$  as in the  $\beta$ -cones case. This would be possible, for example, if  $\mathbb{P}(V_{\bar{\gamma}}^\alpha)$  would be an open subset in a projective line. But the defect of  $V_{\bar{\gamma}}^\alpha$  to be part of a 2-plane is measured by its *projective curvature*, and we will see in Section 4 that the vanishing of the latter implies the vanishing of  $W^+$  (Theorem 1).  $B_{\bar{\gamma},x}^\alpha$

**3.2. Integral  $\alpha$ -cones in  $Z$  and  $B$ .** We study now the field of  $\alpha$ -cones of  $B$  in relation with  $Z$  and the canonical projection  $\pi : B \rightarrow Z$ . First, we note that there are complex projective lines in  $B$  tangent to the directions in  $V_{\bar{\gamma}}^\alpha$ :

**Definition 8.** Let  $\bar{\gamma} \in B$ ,  $x \in \gamma$  a point on the null-geodesic  $\gamma$ ; let  $F_x^\alpha$  be the  $\alpha$ -plane tangent to  $T_x\gamma$ . The rational curve  $B_{\bar{\gamma},x}^\alpha$  in  $B$  (containing  $\bar{\gamma}$ ), is by definition the set of null-geodesics passing through  $x$  and tangent to  $F_x^\alpha$ .

The curves  $B_{\bar{\gamma},x}^\alpha$ ,  $x \in \gamma$  are projected by  $\pi$  onto the complex lines  $Z_x$  through  $\bar{\beta}$  (corresponding to the  $\beta$ -surface  $\beta$  containing  $\gamma$ ) tangent to the 2-plane  $F^\gamma$ .

On the other hand, it is easy to see that the complex projective lines  $B_{\bar{\gamma},x}^\beta$  (defined in an analogous way to  $B_{\bar{\gamma},x}^\alpha$ ), which are tangent to (an open set of the directions of)  $V_{\bar{\gamma}}^\beta$ , are contained in the fibers of  $\pi$ . In fact, they coincide with some of the projective lines passing through the point  $\gamma \in \mathbb{P}(T_{\bar{\beta}}^*Z) \simeq \mathbb{C}\mathbb{P}^2$ .

**Definition 9.** *The integral  $\alpha$ -cones in  $B$ , resp.  $Z$  are defined by:*

$$B_{\bar{\gamma}}^\alpha := \bigcup_{x \in \gamma} B_{\bar{\gamma},x}^\alpha \text{ (\beta-cone in } B); \quad Z^\gamma := \bigcup_{x \in \gamma} Z_x \text{ (\beta-cone in } Z).$$

We intend to prove that  $B_{\bar{\gamma}}^\alpha$  is the *canonical lift* of  $Z^\gamma$  (see Proposition 5). We know that  $\pi(B_{\bar{\gamma}}^\alpha) = Z^\gamma$ . We have then the following:

**Proposition 4.** *Except for the vertices  $\bar{\gamma} \in B_{\bar{\gamma}}^\alpha$  and  $\bar{\beta} \in Z^\gamma$ , the two integral cones  $B_{\bar{\gamma}}^\alpha$  and  $Z^\gamma$  are smooth, immersed, surfaces of  $B$ , resp.  $Z$ .*

*Proof.* The open set of  $B$  which is the space of null-geodesics of  $\mathbf{M}$  can be viewed as the space of integral curves of the *geodesic distribution*  $G$  of lines in  $\mathbb{P}(C)$ , the total space of the fibre bundle of isotropic directions in  $T\mathbf{M}$ .  $G_v$  is defined as the horizontal lift (for the Levi-Civita connection on  $\mathbf{M}$ ) of  $v$ , which is an isotropic line in  $T_x\mathbf{M}$ . This definition is independent of the chosen metric and connection [14], and, by integrating this distribution (as  $\mathbf{M}$  is civilized), we get a holomorphic map  $p : \mathbb{P}(C) \rightarrow B$ , where (an open set of)  $B$  is the space of leaves of this foliation. This map can be used to compute the normal bundle of  $B_{\bar{\gamma},x}^\alpha$ ,  $N(B_{\bar{\gamma},x}^\alpha)$ , see [11],[12],[14].

Indeed, we have lines  $C_{\gamma,x}^\alpha \in \mathbb{P}(C)_x$ , such that  $\dot{\gamma}_x \in C_{\gamma,x}^\alpha$ , which project onto  $B_{\bar{\gamma},x}^\alpha$ , thus we get the following exact sequence of normal bundles:

$$0 \rightarrow N(C_{\gamma,x}^\alpha; p^{-1}(B_{\bar{\gamma},x}^\alpha)) \rightarrow N(C_{\gamma,x}^\alpha; \mathbb{P}(C)) \rightarrow N(B_{\bar{\gamma},x}^\alpha; B) \rightarrow 0,$$

where we have written the ambient spaces of the normal bundles on the second position. The central bundle is trivial ( $C_{\gamma,x}^\alpha$  is trivially embedded in  $\mathbb{P}(C)_x \simeq \mathbb{C}\mathbb{P}^1 \times \mathbb{C}\mathbb{P}^1$ , which is trivially embedded in  $\mathbb{P}(C)$  as a fibre), and it is easy to check that the left hand bundle is isomorphic to the tautological bundle over  $\mathbb{C}\mathbb{P}^1$ ,  $\mathcal{O}(-1)$ . This proves that  $N(B_{\bar{\gamma},x}^\alpha; B) \simeq \mathcal{O}(0) \oplus \mathcal{O}(0) \oplus \mathcal{O}(1)$ , in particular the conditions in the completeness theorem of Kodaira [9] are satisfied. Thus the lines in the integral  $\alpha$ -cone  $B_{\bar{\gamma}}^\alpha$  form an analytic subfamily of the family  $\{B_{\bar{\gamma},x}^\alpha\}_{\bar{\gamma} \in B, x \in \gamma \subset M}$ , that correspond to the sections of the normal bundle of  $B_{\bar{\gamma},x}^\alpha$ , vanishing at  $\bar{\gamma} \in B$ , or, equivalently, to the points  $x$  of  $\gamma \subset \mathbf{M}$ .

But, in order to prove the smoothness of  $B_{\bar{\gamma}}^\alpha \setminus \{\bar{\gamma}\}$ , we first remark that the surface  $C_\gamma^\alpha \subset \mathbb{P}(C)$ , defined as follows, is smooth:

$$C_\gamma^\alpha := \{v \in \mathbb{P}(C)_x | x \in \gamma, v \subset F_\gamma^\alpha\},$$

where  $F_\gamma^\alpha$  is the  $\alpha$ -plane containing  $\dot{\gamma}$ .  $C_\gamma^\alpha$  is smooth, and  $p(C_\gamma^\alpha) = B_{\bar{\gamma}}^\alpha$ . We note now that  $C_\gamma^\alpha$  is everywhere, with the exception of the points of  $p^{-1}(\bar{\gamma})$ , transverse to the fibers of the submersion  $p : \mathbb{P}(C) \rightarrow B$ . We may conclude that  $B_{\bar{\gamma}}^\alpha \setminus \{\bar{\gamma}\}$  is a smooth analytic submanifold of  $B$  (not closed).

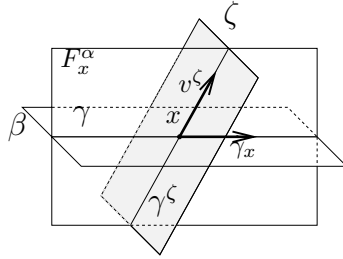
We can use similar methods to prove that  $Z^\gamma \setminus \{\bar{\beta}\}$  is an immersed submanifold of  $Z$  (by using the projection  $\pi : B \rightarrow Z$ ).  $\square$

There is another argument for this latter claim, which gives the tangent space to  $Z^\gamma$  in any point:

We see  $Z^\gamma$  as the “trajectory” of a 1-parameter deformation of  $Z_x$ : we fix  $\bar{\beta}$  and we “turn”  $Z_x$  around  $\bar{\beta}$  by keeping it tangent to  $F^\gamma$ . The trajectory of this deformation is smooth in  $\zeta \in Z^\gamma \setminus \beta$  iff any non-identically zero section  $\nu$  of the normal bundle  $N(Z_x)$  corresponding to this 1-parameter deformation) does not vanish at  $\zeta$ . In particular, the tangent space  $T_\zeta Z^\gamma$  is spanned by  $T_\zeta Z_x$  and  $\nu(\zeta)$ .

But the sections  $\nu$  generating this deformation are the sections of  $N(Z_x)$  vanishing at  $\bar{\beta}$ , and they vanish at only one point (and even there, only at order 0) unless they are identically zero, because  $N(Z_x) \simeq \mathcal{O}(1) \oplus \mathcal{O}(1)$ .

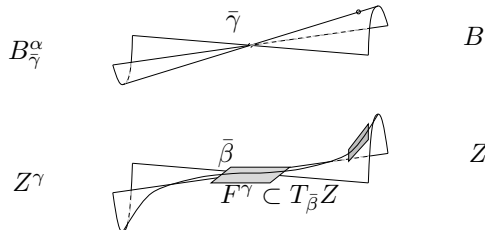
**Remark.** The values of these sections in the points of  $Z_x$  other than  $\bar{\beta}$ , plus their derivatives in  $\bar{\beta}$  (well-defined as they all vanish at  $\bar{\beta}$ ), define a 1-dimensional subbundle of  $N(Z_x)$ , which is isomorphic to  $\mathcal{O}(1)$ . In fact, we have a 1-1 correspondence between the subbundles of  $N(Z_x)$  isomorphic to  $\mathcal{O}(1)$  and the 2-planes in  $T_{\bar{\beta}}Z$ . Then, the space of holomorphic sections of such a bundle is a linear space of dimension 2, consisting in a family of sections of  $N(Z_x)$  vanishing on *different* points of  $Z_x$ . Thus we get a 2-plane  $F^\alpha$  of isotropic vectors in  $T_x\mathbf{M}$ , which is easily seen to be an  $\alpha$ -plane, as the  $\beta$ -plane  $F_x^\beta = T_x\beta$  consists in the set of all sections of  $N(Z_x)$  vanishing at  $\bar{\beta}$  (we have  $F_x^\alpha \cap T_x\beta = T_x\gamma$ ). The tangent space to  $Z^\gamma$ , in a point  $\zeta \in Z_x$ , is spanned by the subbundle of  $N(Z_x)$  (isomorphic to  $\mathcal{O}(1)$  — see above), defined by the isotropic vectors  $v \in F_x^\alpha$ . If  $\gamma^\zeta$  is the null-geodesic generated by  $v^\zeta$ , we conclude that  $T_\zeta Z^\gamma$  is the 2-plane determined by  $\gamma^\zeta$ , and that  $\zeta = \pi(\overline{\gamma^\zeta})$ .



**Example.** If  $\mathbf{M} = \mathbb{P}(E) \times \mathbb{P}(E)^* \setminus \mathcal{F}$ , then the integral  $\alpha$ -cone  $Z^\gamma$  in  $Z$ , for  $\gamma \equiv F^\gamma = F^\varphi \subset T_{(L,l)}Z$  (where  $\varphi : \mathbb{P}(l) \rightarrow \mathbb{P}(L^o)$  is a projective diffeomorphism), is the (smooth away from the vertex  $(L,l)$ ) surface  $\{(S, \varphi(s)) \mid S \neq L, s \neq l, \varphi(s \cap l) = S\}$ . Its compactification (by adding the *special cycle*  $\bar{Z}_{(L,l)}$ ) is singular (Section 8.4).

As any smooth surface in  $Z$  has a canonical lift in  $B = \mathbb{P}(T^*Z)$ , we get:

**Proposition 5.** *The integral  $\alpha$ -cone  $B_{\bar{\gamma}}^\alpha$  is the canonical lift of the integral  $\alpha$ -cone on  $Z$ ,  $Z^\gamma$ .*



**Remark.** Basically, this lift can only be defined for  $Z^\gamma \setminus \{\bar{\beta}\}$ , but, in this special case, it can be extended by continuity to  $\bar{\beta}$ . Of course, the smoothness of the lifted surface can only be deduced away from the vertex  $\bar{\gamma}$  (from the smoothness of  $Z^\gamma \setminus \{\bar{\beta}\}$ ).

#### 4. THE PROJECTIVE CURVATURE OF THE $\alpha$ -CONE $V_\gamma^\alpha$ AND THE SELF-DUAL WEYL TENSOR $W^+$ ON $\mathbf{M}$

As noted in Section 3, we intend to find a relation between the ‘‘curvature’’ of the  $\alpha$ -cone  $V_\gamma^\alpha$  (its non-flatness) and the Weyl tensor  $W^+$  of  $(\mathbf{M}, c)$ . We begin by defining the *projective curvature* of  $V_\gamma^\alpha$ : A projective structure on a manifold  $X$  is an equivalence class of linear connections yielding the same geodesics. In such a space, we can define the *projective curvature* of a curve  $S$  in a point  $\sigma$  as the linear application  $k : T_\sigma S \otimes T_\sigma S \rightarrow N(S)_\sigma = T_\sigma X / T_\sigma S$ , with  $k(Y) := \nabla_Y Y$  (modulo  $T_\sigma S$ ), for  $\nabla$  any connection in the projective structure of  $X$ . In particular, we take for  $X$  the projective space  $\mathbb{P}(T_{\bar{\gamma}}B)$ , with its canonical projective structure, and for  $S$  we take  $\mathbb{P}(V_{\bar{\gamma}}^\alpha)$ , the projectivized  $\alpha$ -cone in  $\bar{\gamma}$ .

**Definition 10.** *The projective curvature of the  $\alpha$ -cone  $V_\gamma^\alpha$  at the generating line  $\sigma \subset V_\gamma^\alpha$  is the projective curvature of  $\mathbb{P}(V_{\bar{\gamma}}^\alpha)$  in  $\sigma$ , and is identified to a linear application*

$$K_{\bar{\gamma},x}^\alpha : T_\sigma S \otimes T_\sigma S \rightarrow N(S)_\sigma,$$

where  $\sigma$  is the tangent direction to  $B_{\bar{\gamma},x}^\alpha$  in  $\bar{\gamma}$ , and  $S := \mathbb{P}(V_{\bar{\gamma}}^\alpha)$ .

In order to compute the projective curvature of  $V_\gamma^\alpha$ , we establish first some canonical isomorphisms between the spaces appearing in the above definition and some linear subspaces of  $T_x\mathbf{M}$ . We will fix now the geodesic  $\gamma$ , the point  $x \in \gamma$  (therefore also  $\sigma = T_{\bar{\gamma}}B_{\bar{\gamma},x}^\alpha \in \mathbb{P}(T_{\bar{\gamma}}B)$ ), and, thus, the  $\alpha$ -plane  $F_x^\alpha \subset T_x\mathbf{M}$  containing  $\dot{\gamma}_x$ , as well as  $\dot{\gamma}_x^\perp \subset T_x\mathbf{M}$ , the orthogonal space to  $\dot{\gamma}_x$ .

For simplicity, in the following lemmas we will currently omit some indices referring to these fixed objects.

**Lemma 2.** *There is a canonical isomorphism  $\tau$  between the tangent space  $T_\sigma S$  to the projective cone  $S = \mathbb{P}(V_{\bar{\gamma}}^\alpha)$  and the tangent space  $T_x\gamma$  to the geodesic  $\gamma$  in the point  $x$  corresponding to the direction  $\sigma \in \mathbb{P}(T_{\bar{\gamma}}B)$ .*

*Proof.* Let  $Y \in T_x\gamma$ . We will define  $\tau^{-1}(Y)$  as follows: Recall that  $T_\sigma S \simeq \text{Hom}(\sigma, E/\sigma)$ , where  $E(= E_x) := T_\sigma V_{\bar{\gamma}}^\alpha$  (the tangent space in a point to a cone depends only on the line containing the point). We know that  $\sigma$  corresponds to  $\mathcal{J}_{\bar{\gamma},x}^\alpha$ , the space of Jacobi fields on  $\gamma$ , vanishing at  $x$ , and such that  $\dot{J}_x \in F^\alpha$ . It will be shown in the proof of the next theorem that  $E$  consists of classes of Jacobi vector fields such that  $J_x, \dot{J}_x \in F^\alpha$ , (4).

Then, on a representative Jacobi field  $J \in \mathcal{J}_{\bar{\gamma},x}^\alpha$ , we define  $\tau^{-1}(Y)$  to be the class of Jacobi fields in  $E/\sigma$ , represented by the following Jacobi field  $J^Y$  on  $\gamma$ , which is given by  $J_x^Y := \nabla_Y J$ ,  $\dot{J}_x^Y := 0$ . We remark that  $\nabla_Y J$  is what we usually note  $\dot{J}$ , when the parameter on  $\gamma$  is understood.

It is straightforward to check that  $J \mapsto J^Y$  induces an isomorphism  $\tau^{-1}(Y) : \sigma \rightarrow E/\sigma$  for each non-zero  $J \in \sigma = \mathcal{J}_{\bar{\gamma},x}^\alpha / \mathcal{J}_{\bar{\gamma}}^\gamma$ .  $\square$

We remark that  $V_{\dot{\gamma}}^\alpha \subset V_{\dot{\gamma}}$ , the 4-dimensional subspace represented by Jacobi fields  $J$ , such that  $J, \dot{J} \perp \dot{\gamma}$ . We further introduce the subspace  $H_{\dot{\gamma},x}^\alpha \subset V_{\dot{\gamma}}$ , represented by Jacobi fields  $J$  as before, with the additional condition  $J_x \in F_x^\alpha$ . It is a 3-dimensional subspace, and it contains  $E_x$ . The curvature of  $V_{\dot{\gamma}}^\alpha$  will take values in  $\text{Hom}(TS \otimes TS, N^V(S))$ , and we will show (6) in the proof of the next theorem that it takes values in a smaller space,  $\text{Hom}(TS \otimes TS, N^H(S))$ .  $N_\sigma^V(S)$  is just the normal space of  $S$  in  $\mathbb{P}(V_\gamma)$  at  $\sigma$ , and  $N^H(S)$  is the subspace of  $N_\sigma^V(S)$  consisting in elements represented by  $\xi \in \text{Hom}(\sigma, H_{\dot{\gamma},x}^\alpha) \subset \text{Hom}(\sigma, V_{\dot{\gamma}})$ .

**Lemma 3.** *There is a canonical isomorphism*

$$\rho : N^H(S) \rightarrow \text{Hom}(F^\alpha/T\gamma, \gamma^\perp/F^\alpha).$$

*Proof.* As  $H$  is a subbundle of the normal bundle  $N(S)$ ,  $N^H(S)$  is isomorphic to

$\text{Hom}(\sigma, H/E)$ . As in Lemma 2, we will construct the inverse isomorphism  $\rho^{-1}$ : Let  $\xi : F^\alpha/T\gamma \rightarrow \gamma^\perp/F^\alpha$  be a linear application. Let  $\xi_0 : F^\alpha \rightarrow \gamma^\perp$  be a representant of  $\xi$  (it involves a choice of a complementary space to  $F^\alpha$  in  $\gamma^\perp$ ). We define  $\rho^{-1}(\xi) \in \text{Hom}(\sigma, H/E)$  as being induced by the following linear application between spaces of Jacobi fields on  $\gamma$ :

$\rho^{-1}(\xi) : \mathcal{J}_{\dot{\gamma},x}^\alpha \rightarrow \mathcal{J}_{\dot{\gamma},x}^{\alpha,\perp}$ , where the second space corresponds to  $H_x$ , i.e. it contains Jacobi fields  $J$  such that  $J_x \in F_x^\alpha, \dot{J}_x \perp \dot{\gamma}_x$ . Consider a parameterization of  $\gamma$  around  $x$ , and let  $J \in \mathcal{J}_{\dot{\gamma},x}^\alpha$ . We define  $J^\xi := \rho^{-1}(\xi)(J)$  by  $J_x^\xi := 0, \dot{J}_x^\xi := \xi_0(\dot{J}_x)$ , and it is easy to check that the class of  $J^\xi$  in  $H/E$  is independent of the representant  $\xi_0$ , such that  $\rho^{-1}$  is well-defined. It is also obviously invertible.  $\square$

We are now in position to translate the projective curvature of  $V_\gamma^\alpha$  in terms of conformal invariants of  $(\mathbf{M}, c)$ :

**Theorem 1.** *Let  $x$  be a point in a null-geodesic  $\gamma$ . Then the projective curvature  $K$  of the  $\alpha$ -cone  $V_\gamma^\alpha$  at  $\sigma$  (corresponding to  $x$ , see Definition 10), which is a linear map*

$$K : T_\sigma S \otimes T_\sigma S \rightarrow N^V(S)_\sigma,$$

*takes values in  $N^H(S)_\sigma$  (see above), and is canonically identified to the linear map*

$$K' : T_x \gamma \otimes T_x \gamma \rightarrow \text{Hom}(F_x^\alpha/T_x \gamma, \gamma_x^\perp/F_x^\alpha),$$

*defined by the self-dual Weyl tensor of  $\mathbf{M}$ :*

$$K'(Y, Y)(X) = W^+(Y, X)Y, \quad Y \in T_x \gamma, \quad X \in F_x^\alpha.$$

*Proof.* Consider the following analytic map, which parameterizes, locally around  $x \in \gamma$ , the deformations of the geodesic  $\gamma$  that correspond to points contained in the integral  $\alpha$ -cone  $B_\gamma^\alpha$ :

$$f : U \rightarrow \mathbf{M}, \quad f(t, s, u) = \gamma^{t,s}(u),$$

where  $U$  is a neighborhood of the origin in  $\mathbb{C}^3$ , and  $\gamma^{t,s}$  is a deformation of the null-geodesic  $\gamma$ , such that

$$\gamma^{t,s}(t) = \gamma(t), \quad \dot{\gamma}^{t,s}(t) \in F_{\gamma(t)}^\alpha,$$

where the parameterization of the geodesic  $\gamma$  satisfies  $\gamma(0) = x$ , and  $F_{\gamma(u)}^\alpha$  is the  $\alpha$ -plane in  $T_{\gamma(u)}\mathbf{M}$  containing  $\dot{\gamma}(u)$ .

**Convention** We know that  $f$  is defined around the origin in  $\mathbb{C}^3$ , so there exists a polydisc centered in the origin included in  $U$ , therefore all the relations that we will use are true for values of the variables  $t, s, u$  sufficiently close to 0. For simplicity, we will omit to mention these domains.

The geodesics  $\gamma^{t,s}$  correspond to points in  $B_{\tilde{\gamma}, \gamma(t)}^\alpha$ , and the Jacobi fields  $J^t$  on  $\gamma$ , defined as

$$J^t(u) := \partial_s f(t, 0, u) \in T_{\gamma(u)}\mathbf{M},$$

correspond to vectors in  $V_{\tilde{\gamma}}^\alpha$  tangent to the above mentioned lines. We suppose that the deformation  $f$  is *effective*, i.e.  $\partial_u \gamma^{t,s}(u) \neq 0$  and  $J^t \notin \mathcal{J}^\gamma$ , which is equivalent to  $\dot{J}^t(t) \notin T_{\gamma(t)}\gamma$ . In order to compute the projective curvature of  $V_{\tilde{\gamma}}^\alpha$ , we need thus to study the (second order) infinitesimal variation of these Jacobi fields on  $\gamma$ . As they are determined by their value and first order derivative in  $\gamma(0) = x$ , we need to evaluate  $\partial_t J^t(0)|_{t=0}$ ,  $\partial_t \dot{J}^t(0)|_{t=0}$  for the first derivative of  $J^t$  at  $t = 0$ , and  $\partial_t^2 J^t(0)|_{t=0}$ ,  $\partial_t^2 \nabla \dot{J}^t(0)|_{t=0}$  for the second. Dots mean, as before, covariant differentiation with respect to the ‘‘speed’’ vector  $\dot{\gamma}$ , thus correspond to the operator  $\partial_u$ .

As the covariant derivation  $\nabla$  has no torsion, we can apply the usual commutativity relations between the operators  $\partial_t, \partial_s, \partial_t$  and use them to differentiate the following equation, which follows directly from the definition of  $f$  and  $J^t$ :

$$(1) \quad J^t(t) = 0 \quad \forall t.$$

We get then

$$(2) \quad \partial_t J^t(t) + \dot{J}^t(t) = 0,$$

We recall now that, besides (1), we have  $J^t(t) \in F_{\gamma(t)}^\alpha$ , thus  $J^t(t)$  is isotropic, which implies that:

$$(3) \quad \langle \partial_t \dot{J}^t(t), \dot{J}^t(t) \rangle = 0,$$

as  $\ddot{J}^t(t) = R(\dot{\gamma}(t), J^t(t))\dot{\gamma}(t) = 0$ . Equations (2) and (3) prove that

$$(4) \quad \partial_t J^t|_{t=0} \in \mathcal{J}_{\gamma,x}^\alpha,$$

which completes the proof of Lemma 2. From (3), it equally follows that  $\partial_t \dot{J}^t(t)$  is isotropic, and, by differentiating (3), we get

$$(5) \quad \langle \partial_t^2 \dot{J}^t(t), \dot{J}^t(t) \rangle = -\langle \partial_t \ddot{J}^t(t), \dot{J}^t(t) \rangle.$$

From, (2) we have that  $\partial_t J^t(t)$  is isotropic, and also

$$\partial_t^2 J^t(t) + 2\partial_t \dot{J}^t(t) = 0,$$

which, together with (3), implies that  $\partial_t^2 J^t(0)|_{t=0} \in F_x^\alpha$ . We have then

$$(6) \quad \partial_t^2 J^t|_{t=0} \in \mathcal{J}_{\gamma,x}^{\alpha,\perp},$$

which proves that the curvature  $K$  of the  $\alpha$ -cone takes values in  $N^H(S)$ , as it is represented by  $\partial_t^2 J^t|_{t=0}$ .

In view of the Lemmas 2 and 3, it is clear now that the projective curvature  $K$  is represented by the following application:

$$(\dot{\gamma}, \dot{\gamma}, \dot{J})_x \mapsto \partial_t^2 J^t(0)|_{t=0}.$$

From (5), as  $\partial_t \ddot{J}^t(t) = R(\dot{\gamma}, \partial_t J^t)\dot{\gamma}$  and  $\partial_t J^t(t) = -\dot{J}^t(t)$ , we get

$$\langle K(\dot{\gamma}, \dot{\gamma})(\dot{J}), \dot{J} \rangle = \langle R(\dot{\gamma}, \dot{J})\dot{\gamma}, \dot{J} \rangle.$$

The right hand side actually involves only  $W^+$ , as the other components of the Riemannian curvature vanish on this combination of vectors, thus we can replace  $R$  with  $W^+$  in the above relation. On the other hand, the class of  $W^+(\dot{\gamma}, \dot{J})\dot{\gamma}$  modulo  $F^\alpha$  is determined by its scalar product with  $\dot{J}$ , which represents a non-zero generator of  $F^\alpha/T\gamma$ .

The proof of the Theorem is now complete.  $\square$

**Remark.** We may ask whether the projective lines in  $Z$  are the geodesics of some projective structure. Indeed, in the conformally flat case, when  $\mathbf{M}$  is the Grassmannian of 2-planes in  $\mathbb{C}^4$  (the complexification of the Moebius 4-sphere),  $Z \simeq \mathbb{C}\mathbb{P}^3$ , and the complex lines are given by the standard (flat) projective structure. But there are two reasons (related to each other, as we will soon see) why  $Z$  cannot carry a canonical projective structure: First, we do not necessarily have projective lines  $Z_x \ni \bar{\beta}$  in every direction of  $T_{\bar{\beta}}Z$  (this would mean that  $\beta \simeq \mathbb{C}\mathbb{P}^2$ , see next Section for a treatment of this problem), and second, the lift of a 2-plane  $F^\gamma \subset T_{\bar{\beta}}Z$  would be a 2-plane in  $T_{\bar{\gamma}}B$ , so  $V_{\bar{\gamma}}^\alpha$  would be a flat cone:

**Corollary 1.** *The projective lines  $Z_x$  in the twistor space  $Z$  are geodesics of a projective structure iff it is projectively flat, and  $\mathbf{M}$  is conformally flat.*

*Proof.* If  $Z$  admits a projective structure, some of whose geodesics are the lines  $Z_x$ , then we have, for a fixed  $\bar{\beta} \in Z$ , a linear connection around  $\bar{\beta}$ , whose geodesics in the directions of  $Z_x, \bar{\beta} \in Z_x (\Leftrightarrow x \in \beta \subset \mathbf{M})$  coincide, locally, with  $Z_x$ . This means that the integral  $\alpha$ -cone  $Z^\gamma$ , for  $\gamma \subset \beta$  a null-geodesic, is part of a complex surface (namely  $\exp(F^\gamma)$ , where  $F^\gamma \subset T_{\bar{\beta}}Z$  is the 2-plane corresponding to  $\gamma$ ). Then the integral  $\alpha$ -cone  $B_{\bar{\gamma}}^\alpha$ , the lift to  $B$  of  $Z^\gamma$ , is also a complex surface, thus  $V_{\bar{\gamma}}^\alpha$  is a subset of the tangent space  $T_{\bar{\gamma}}B_{\bar{\gamma}}^\alpha$ , thus a flat cone. As this is true for all points of  $Z$  and for all null-geodesics  $\gamma$ , Theorem 1 implies that  $\mathbf{M}$  is flat.

On the other hand, it is well-known that the twistor space of a conformally flat manifold admits a flat projective structure, for which the projective lines  $Z_x$  are geodesics, [1].  $\square$

## 5. COMPACTNESS OF NULL-GEODESICS AND CONFORMAL FLATNESS

**5.1. Complete  $\alpha$ -cones in  $Z$ .** We have given, in the preceding Section, a way to measure the projective curvature of the  $\alpha$ -cone in  $B$ ; we shall see now what happens in the special case when this cone is *complete* in a point  $\bar{\gamma}$ , i.e. when  $\mathbb{P}(V_{\bar{\gamma}}^\alpha)$  is a compact submanifold in  $\mathbb{P}(T_{\bar{\gamma}}B)$ .

This situation appears for example if, for any direction in  $F^\gamma \subset T_{\bar{\beta}}Z$ , there are projective lines in  $Z$  tangent to it.

**Theorem 2.** *Let  $Z$  be the twistor space of the connected civilized self-dual 4-manifold  $(\mathbf{M}, c)$ , and suppose that, for a point  $\beta \in Z$  and for a 2-plane*

$F^\alpha \subset T_{\bar{\beta}}Z$ , there are projective lines  $Z_x$  tangent to each direction of  $F^\alpha$ . Then  $(\mathbf{M}, c)$  is conformally flat.

*Proof.* The idea is to prove that the integral  $\alpha$ -cone  $Z^\gamma$  is a smooth surface. We know that this holds in all its points except for the vertex  $\bar{\beta}$  (Proposition 4). The fact that all direction in  $F^\gamma$  admits a tangent line is a necessary condition for this cone to be a smooth surface, as it needs to be well-defined around  $\bar{\beta}$ .

We choose an auxiliary hermitian (real) metric  $h$  on  $Z$ . Its restrictions  $h_x$  to the lines  $Z_x \subset Z^\gamma$  yield Kählerian metrics on these lines; in fact these metrics are deformations of one another, just like the lines  $Z_x$  are. This means that the metrics  $h_x$  depend continuously on  $x \in \mathbb{P}(F^\alpha)$ , a parameter in a compact set. We can therefore find a lower bound  $r_0 > 0$  for the injectivity radius of all  $(Z_x, h_x)$  at  $\bar{\beta}$ , and a finite upper bound  $R$  for the norm of all the second fundamental forms  $H_x : TZ_x \otimes TZ_x \rightarrow (TZ_x)^\perp (\subset TZ)$ . We can also suppose that  $r_0$  is smaller than the injectivity radius of  $(Z, h)$  at  $\bar{\beta}$ .

The first step is to prove that  $Z^\gamma$  is a submanifold of class  $\mathcal{C}^1$ . As its tangent space is everywhere a complex subspace of  $TZ$ , it will follow that it is a complex analytic submanifold.

Consider now the exponential map  $\exp_{\bar{\beta}} : T_{\bar{\beta}}Z \rightarrow Z$ , defined for the metric  $h$ ; If we restrict it to a ball of radius less than  $r_0$ , it is a diffeomorphism into  $Z$ . The image of the complex plane  $F^\alpha$  is then a smooth 4-dimensional real submanifold  $S$  of  $Z$ , and there exists a positive number  $r_1$  such that the exponential map in the directions normal to  $S$ ,

$$\exp_S : TS^\perp \rightarrow Z, \exp(Y) := \exp_y(Y), \text{ for } Y \in T_yS^\perp,$$

restricted to the vectors of length less than  $r_1$ , is a diffeomorphism.

The image of this diffeomorphism is a tubular neighborhood of  $S$ , and we will denote by  $N(S, r)$  such a tubular neighborhood of “width”  $r$ , for  $r < r_1$ .

The existence of an upper bound  $R$  for the second fundamental forms of  $Z_x, \forall x \in \gamma$  implies the following fact:

**Lemma 4.** *For any  $r < r_1$ , there is a neighborhood  $U \subset T_{\bar{\beta}}Z$  of the origin such that  $\exp(U) \cap Z^\gamma$  is contained in  $N(S, r)$ , and is transverse to the fibers of the orthogonal projection  $p^S : N(S, r) \rightarrow S$ ,  $p^S(\exp(Y)) := y$ , where  $Y \in T_yS$ .*

This is standard if  $Z^\gamma$  is a submanifold; but it is also true in our case, where  $Z^\gamma$  is a union of submanifolds  $Z_x$ .

Now it is easy to prove that  $Z^\gamma$  is a  $\mathcal{C}^1$  submanifold of  $Z$  (the projection  $p^S$  yields a local  $\mathcal{C}^1$  diffeomorphism from a neighborhood of  $\bar{\beta}$  in  $S$  to a neighborhood of  $\bar{\beta}$  in  $Z^\gamma$ ; it is  $\mathcal{C}^1$  in  $\bar{\beta}$  because  $S$  is tangent to  $Z^\gamma$  at  $\bar{\beta}$ ).

So  $Z^\gamma$  is a  $\mathcal{C}^1$  submanifold of  $Z$ ; Its tangent space is complex in each point, thus  $Z^\gamma$  is a complex-analytic surface immersed in  $Z$ .

We have then that  $B_{\bar{\gamma}}^\alpha \subset B = \mathbb{P}(T^*Z)$ , being the lift of  $Z^\gamma$ , is a smooth analytic surface immersed in  $B$ , in particular the  $\alpha$ -cone  $V_{\bar{\gamma}}^\alpha$  is a complex plane.

Theorem 1 implies that  $W^+$  vanishes on the  $\alpha$ -plane  $F_x^\alpha \subset T_x\mathbf{M}$  which contains  $\hat{\gamma}_x$ , for every point  $x \in \gamma$ . Now, the plane  $F^\gamma \subset T_{\bar{\beta}}Z$  is not the only one admitting projective lines  $Z_x$  tangent to any of its directions: all planes



“close” to  $F^\gamma$  have the same property. Then  $W^+$  vanishes on a neighborhood of  $\gamma$ , hence on the whole connected manifold  $\mathbf{M}$ .  $\square$

**Remark.** There is a more general situation where the integral  $\alpha$ -cone  $Z^\gamma$  through  $\beta$  is smooth in  $\beta$ :

**Theorem 2'.** *Suppose that, for each direction  $\sigma \in \mathbb{P}(T_\beta Z)$ , there is a smooth (non-necessarily compact) curve  $Z_\sigma$  tangent to  $\sigma$ , such that :*

- (i) *if  $\sigma$  is tangent to a projective line  $Z_x$ , then  $Z_\sigma = Z_x$ ;*
- (ii)  *$Z_\sigma$  varies smoothly with  $\sigma \in \mathbb{P}(F^\gamma)$ .*

*Then*

$$\bar{Z}_\beta^\gamma := \bigcup_{\sigma \in \mathbb{P}(F^\gamma)} Z_\sigma$$

*is a smooth surface around  $\beta$ , containing the  $\alpha$ -cone  $Z^\gamma$  and  $W^+(F_x^\gamma) = 0$ ,  $\forall x \in \gamma$ , where  $F_x^\gamma \subset T_x \mathbf{M}$  is the  $\alpha$ -plane containing  $\dot{\gamma}$ .*

The proof is similar to the one of the previous theorem. Note that, if there is a direction  $\sigma$  which is not tangent to a projective line  $Z_x$ , we cannot apply the deformation argument in Theorem 2 to conclude that  $W^+$  vanishes everywhere.

**Example.** If  $\mathbf{M} = \mathbb{P}(E) \times \mathbb{P}(E)^* \setminus \mathcal{F}$ , then  $Z = \mathcal{F}$  and there are some particular planes for which the conditions in Theorem 2' are satisfied, although Theorem 2 never applies to  $Z$ : for a generic 2-plane  $F^\gamma$ , the  $\alpha$ -cone  $V_\gamma^\alpha$  is not flat. The above mentioned particular planes in  $TZ$  correspond to the vanishing of  $W^+$  on some particular  $\alpha$ -planes, but  $\mathbf{M}$  is not anti-self-dual (see Sections 8.3, and also 8.7, 8.8).

**5.2. Compact, simply-connected null-geodesics in  $\mathbf{M}$ .** Theorem 2 suggests that the existence of a compact null-geodesic diffeomorphic to  $\mathbb{C}\mathbb{P}^1$  yields strong constraints upon the conformal structure of  $\mathbf{M}$ . In fact, we have:

**Theorem 3.** *If a connected complex self-dual 4-manifold  $(\mathbf{M}, c)$  admits a compact null-geodesic diffeomorphic to  $\mathbb{C}\mathbb{P}^1$ , the conformal structure of  $\mathbf{M}$  is flat.*

**Remark.** A similar result has been proven by Y.-G. Ye using algebraic geometry techniques : if a *projective* complex manifold admits a conformal structure having a compact null-geodesic diffeomorphic to  $\mathbb{C}\mathbb{P}^1$ , it is conformally flat [21]. Note that we do not need  $\mathbf{M}$  to be compact in Theorem 3 ; on the other hand, we assume it to be self-dual.

*Proof.* We first remark that the main difficulty is the definition of  $B$ , the space of null-geodesics , and of  $Z$ , the twistor space of  $(\mathbf{M}, c)$ , as  $\mathbf{M}$  is not necessarily civilized. This is only possible on small open sets, but, in general, we can not expect to have any global construction of this kind. Thus, things that were almost obvious in the twistorial framework (like the existence of compact deformations of the null-geodesic  $\gamma$ ), seem much more difficult to prove directly. The idea is to prove that all null-geodesics close to  $\gamma$  are diffeomorphic to  $\mathbb{C}\mathbb{P}^1$ . Then, we show that, conversely, every projective line which is a deformation of  $\gamma$  as a compact curve is a null-geodesic. In particular, sections in the normal bundle  $N(\gamma)$  are induced by (local) Jacobi fields. We obtain then directly that  $W^+ = 0$ .

**Proposition 6.** *Let  $\gamma$  be an immersed null-geodesic, diffeomorphic to a projective line  $\mathbb{CP}^1$ . Then any local Jacobi field  $J$  with  $\dot{J} \perp \dot{\gamma}$  induces a global normal field  $\nu^J$  on  $\gamma$ .*

*Proof.* If  $\gamma$  is just a compact geodesic, it may have points of self-intersection, but it is always an immersed curve. It is more convenient then to think of  $\gamma$  as a projective line immersed in  $\mathbf{M}$  rather than the image of this immersion. The tangent, normal bundles, etc. are also to be thought as bundles over this projective line, still denoted by  $\gamma$ . Tubular neighborhoods of  $\gamma$  are then neighborhoods of the zero section in the normal bundle  $N(\gamma)$ , small enough to be immersed (non-injectively) in  $\mathbf{M}$  as a neighborhood of the image of  $\gamma$ .

We first notice that  $\gamma$  may be decomposed in the union of a two open sets  $U_1 \cup U_2$ , both biholomorphic to the unit disk in  $\mathbb{C}$ , and such that  $U_1 \cap U_2$  is connected.

Then, for any local metric in  $c$ , we have a Jacobi equation around a point  $x \in \gamma$ , and a Jacobi field  $J$  corresponding to prescribed  $J_x, \dot{J}_x$ . It is easy to prove that the (local) normal field induced by  $J$  is independent of the chosen metric. Moreover, this normal field is the unique solution, for the prescribed 1-jet in  $x$  induced by  $J_x, \dot{J}_x$ , of a second order differential equation on  $N(\gamma)$ :

**Lemma 5.** *The Jacobi equations for null-geodesic induce a second order linear differential operator  $P$  on  $N(\gamma)$ , depending only on the conformal structure  $c$  of  $\mathbf{M}$ .*

*Proof.* For a Levi-Civita connection  $\nabla$  of a local metric on  $\mathbf{M}$ , we locally define the following differential operator on  $T\mathbf{M}|_\gamma$ :

$$P : \Gamma(TM|_\gamma \otimes S^2(T\gamma)) \rightarrow \Gamma(TM|_\gamma),$$

by  $P(Y, X, X) := \nabla_X \nabla_X Y - \nabla_{\nabla_X X} Y - R(X, Y)X$ . It obviously induces a (local) differential operator on  $N(\gamma)$ , and all we need to show is that, for a different connection  $\nabla'$ , the corresponding operator  $P'$  induces the same one on  $N(\gamma)$ . First we write

$$P(Y, X, X) = \nabla_X[X, Y] + \nabla_{[X, Y]}X - [\nabla_X X, Y],$$

then we recall that another Levi-Civita connection  $\nabla'$  is related to  $\nabla$  by the formula [4]:

$$\nabla'_A B = \nabla_A B + \theta(A)B + \theta(B)A - g(A, B)\theta^\sharp, \text{ for } \theta \in \Lambda^1 \mathbf{M},$$

so we directly obtain:

$$P'(Y, X, X) - P(Y, X, X) = 2(\nabla_Y \theta)(X)X + 2\theta(\nabla_X Y),$$

thus they induce the same operator on  $N(\gamma)$ . This one is, therefore, globally defined (the topology of  $\gamma$  is not important).  $\square$

Now, for any  $x \in \gamma$ , we have an unique solution  $\nu$  of  $P$ , for a prescribed 1-jet  $j^1(\nu)_x$  (which consists in the values in  $x$  of  $\nu$  and of his first-order derivative), globally defined on every contractible open set  $U \ni x$  in  $\gamma$ . This is because on any such contractible set the equation  $P\nu = 0$  becomes a second order ordinary linear equation on a disk in  $\mathbb{C}$ , which admits global holomorphic solutions (unique if we fix the initial conditions).

Take now  $x \in U_1 \cap U_2$ . Then, the two solutions  $\nu_1$  and  $\nu_2$ , defined on  $U_1$ , resp.  $U_2$ , coincide on the connected  $U_1 \cap U_2$ , so they yield a global solution  $\nu$  with the prescribed initial conditions in  $x$ .

In particular, this solution is a global section of the normal bundle  $N(\gamma)$ . □

After the infinitesimal result, the local one:

**Proposition 7.** *Small deformations of  $\gamma$  are also compact immersed projective lines.*

**Remark.** The tubular neighborhoods considered below are always seen as images, by a local diffeomorphism, of subsets — which are, generally, fiber bundles over  $\mathbb{C}\mathbb{P}^1$  — of the normal bundle of  $\gamma$ , resp.  $\tilde{\gamma}$ , the lift of  $\gamma$  to  $\mathbb{P}(C)$ . We need this because of the possible self-intersections of  $\gamma$ ;  $\tilde{\gamma}$  is always embedded.

*Proof.* Consider an auxiliary hermitian metric  $h$  on  $\mathbf{M}$ . Then  $h|_\gamma$  induces the same topology like a round metric  $h_0$  on the sphere  $S^2$ . We can define a tubular neighborhood  $N(r_1)$  of  $\gamma$ , as the open set of points  $y \in \mathbf{M}$  with  $d(y, \gamma) < r_1$ . We choose  $r_1$  small enough for  $N(r_1)$  to be a fiber bundle over  $\gamma$  (the fiber  $N(r_1)_x$ , for  $x \in \gamma$ , being the image of the real 4-plane of  $T_x\mathbf{M}$ ,  $h$ -orthogonal to  $T_x\gamma$ , by the exponential of  $h$ ).

Take now a finite number of contractible open sets whose union covers  $\gamma$ , and we choose holomorphic metrics in  $c$  on each of this open sets. Then, on these sets we have connections, and it is well-known that any point in such a set has a basis of geodesically connected neighborhoods [7], [20]. We choose a finite number of such geodesically convex open sets, that cover  $\gamma$ , and such that they are all included in  $N(r_1)$ . We have then

$$N(r_1) \subset \bigcup_{i=1}^n U_i \supset \gamma.$$

(Of course, they are geodesically convex only with respect to some particular metric in  $c$ , but we are interested only in the implications involving the null-geodesics, which are independent of the metric.)

It is immediate, [14], that a geodesically convex set  $U_i$  has the following property: all maximal geodesics are closed submanifolds of  $U_i$  and are contractible as topological spaces. This is particularly true for null-geodesics included in  $U_i$ .

We refine now the covering by another one,  $U'_i \subset \bar{U}'_i \subset U_i$ , such that  $U'_i = N(r_2)|_{V_i}$ , where  $V_i := U'_i \cap \gamma$ , such that  $\gamma \subset \cup_{i=1}^n U'_i$ . In fact, we ask for  $U'_i$  to be restrictions to  $V_i$  of a tubular neighborhood  $N(r_2)$ , for  $r_2$  sufficiently small ( $U'_i$  are “cylindrical” neighborhoods). We can easily imagine how to find such a refinement of the initial covering.

The proof of the proposition now follows two ideas: first, we consider a very special covering by disks (for the round metric  $h_0$ ) of  $\gamma$ ; second, we define a neighborhood of  $\tilde{\gamma}$  in  $\mathbb{P}(C)$  of isotropic directions for which, using the special covering of  $\gamma$ , we can extend the associated null-geodesics and eventually get compact ones. We call  $\tilde{\gamma}$  the canonical lift of a null-geodesic in  $\mathbb{P}(C)$ ; it is an integral curve of the geodesic distribution of lines in  $\mathbb{P}(C)$ .

The first idea has nothing to do with complex analysis; it is just a matter of metric topology on the round sphere  $(S^2, \text{can})$ .

**Lemma 6.** *Let  $\{V_i\}_{i=\overline{1,n}}$  be a covering of  $(S^2, \text{can}) \simeq (\gamma, h_0)$  by open sets. Then there exists a positive number  $r_0$  and a finite set of points  $x_j \in \gamma$ , for  $j = \overline{1, N}$ , such that:*

- (i) *All disks  $D(x, 10r_0)$  are contained in at least one of the open sets  $V_i$ ;*
- (ii) *The disks  $D(x_j, r_0)_{j=\overline{1, N}}$  cover  $\gamma \simeq S^2$ ;*
- (iii)  *$100r_0 < l$ , where  $l$  is the diameter of  $\gamma \simeq S^2$ .*

An important property of this covering is that all sets, as well as the intersections of a finite number of them, are convex for the round metric, thus contractible.

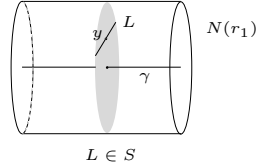
We intend to extend null-geodesics which can be projected diffeomorphically onto  $\gamma$  by means of the fiber projection  $\rho : N(r_1) \rightarrow \gamma$ . We will do that step-by-step, extending it over disks  $D(x, R)$  of increasing radius. But before that, we need to restrict ourselves to some particularly “close to  $\gamma$ ” null directions.

We need two things: the extensions need to remain within  $N(r_2)$ , and they should also be transverse to the fibers of  $\rho$ , otherwise the projection into  $\gamma$  would not be an invertible diffeomorphism.

First, we consider the following compact subset of  $\mathbb{P}(TM)$ :

$$S := \{L \subset T_y M \mid y \in \overline{N(r_1)}, L \text{ tangent to the fibers of } \rho\},$$

where we say that a complex line  $L$  is tangent to a real manifold  $\rho^{-1}(x)$ ,  $x \in \gamma$  if it contains a non-zero (real) vector tangent to this real submanifold.



The hermitian metric  $h$  on  $\mathbf{M}$  induces a metric on  $\mathbb{P}(TM)$ , and also one on  $\mathbb{P}(C)$ . We can, then, evaluate the distance between  $\tilde{\gamma}$  and  $S$ :

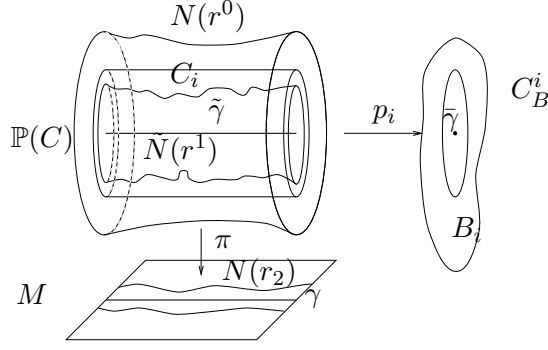
$$\mu_0 := d(\tilde{\gamma}, S) > 0,$$

as they are disjoint compact sets.

Following LeBrun [14], we can define the complex 5-manifolds  $B^i$  as the spaces of null-geodesics of  $(U_i, c)$ , equivalently the space of integral curves of the geodesic distribution in  $\mathbb{P}(C)|_{U_i}$ . The projections  $p_i : \mathbb{P}(C)|_{U_i} \rightarrow B^i$ , which send an isotropic direction to the null-geodesic tangent to it, is a submersion and the (closed) fibers are precisely the lifts of the null-geodesics of  $U_i$ . This construction is possible because  $U_i$  are geodesically convex (for a particular local holomorphic metric in  $c$ ), see [14] for details.

We first consider a tubular neighborhood  $\tilde{N}(r^0)$  of  $\tilde{\gamma}$  in  $\mathbb{P}(C)$  which projects, by  $\pi : \mathbb{P}(C) \rightarrow \mathbf{M}$  inside  $N(r_2)$ , and such that  $100r^0 < \mu_0$ . This second condition ensures that all directions in  $\tilde{N}(r^0)$  are transverse to the fibers of  $\rho$ .

Consider then the following neighborhoods of  $\tilde{\gamma}|_{\bar{V}_i}: p_i: \mathbb{P}(C)|_{U_i} \rightarrow B^i$  is an open application, so we define  $C_i$  to be  $p_i^{-1}(C_B^i)$ , where  $C_B^i$  is an open neighborhood of  $\tilde{\gamma} \in B^i$  contained in  $p_i(\tilde{N}(r_0))$ .



It is important to note that  $C_i$  have the following property:

**Lemma 7.** *for any point  $Y \in C_i$ , the null-geodesic  $\gamma^Y$  tangent to  $Y$ , contained in  $U_i$ , lies into  $N(r_2)$  and is always transverse to the fibers of  $\rho: N(r_1) \rightarrow \gamma$ . Hence, its restriction to the points of  $U_i^+$  projects diffeomorphically onto  $V_i \subset \gamma$ . Moreover, all the points of  $\tilde{\gamma}^Y$  that lie over  $\bar{V}_i$  are in  $C_i$ .*

Obviously, the crucial property of these open sets is that every null-geodesic starting there is totally contained in  $C_i$ , at least the part that “lies over” (in the sense of the projection  $\rho$ )  $\bar{V}_i$ . After constructing these sets  $C_i, \forall i$ , we define  $r^1 > 0$  small enough for the tubular neighborhood  $\tilde{N}(r^1)$ , restricted to  $\bar{V}_i$ , to be contained into  $C_i$ , for all  $i$ . For each  $i$ , this means that  $r^1$  has to be less than the minimum of the following continuous functions defined on the compact set  $\bar{V}_i$ :

$$\bar{V}_i \ni x \mapsto d(T_x \gamma, \mathbb{P}(C)_x \setminus C_i).$$

This neighborhood  $\tilde{N}(r_1)$  of  $\tilde{\gamma}$  has the following property:

**Lemma 8.** *For each  $Y \in \tilde{N}(r_1)$ , and for each  $i$  such that  $\pi(Y) = x \in V_i$ , we have  $Y \in C_i$ , and thus the whole null-geodesic  $\gamma^{Y,i}$ , contained in  $U_i$ , is lifted to  $\tilde{\gamma}^{Y,i} \subset C_i$ .*

The disadvantage of  $\tilde{N}(r_1)$  is that it does not necessarily contain  $\tilde{\gamma}^{Y,i}$ . But we know that the latter is contained in  $\tilde{N}(r_0)$ , which contains the union of all  $C_i$ .

We recall now that the idea of proof is to extend a null-geodesic  $\gamma^Y$  close to  $\gamma$  over the disks  $D_j := D(x_j, r_0)$ . Every extension over a disk brings  $\gamma^Y$  from  $\tilde{N}(r^1)$  to the larger set  $\tilde{N}(r^0)$ . As we have a finite, well-determined, number of disks  $N$ , all we need now to apply our extending idea is a sequence of open sets  $\tilde{N}(r^k)$  such that

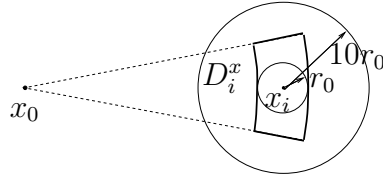
$$(7) \quad \forall Y \in \tilde{N}(r^k), \text{ such that } x := \pi(Y) \in V_i, \tilde{\gamma}^{Y,i} \subset \tilde{N}(r^{k-1}).$$

To do that, we construct  $C_i^1 \subset \tilde{N}(r^1)$  as we have done for  $C_i$ , and then  $\tilde{N}(r^2)$  by repeating the same procedure. We stop after  $N$  (the number of disks covering  $(\gamma, h_0)$ , see Lemma 6) steps and claim:

**Proposition 8.**  $\forall Y \in \tilde{N}(r^N)$ , the null-geodesic  $\gamma^Y$  extends to a compact curve which projects (via  $\rho$ ) diffeomorphically onto  $\gamma$ .

*Proof.* Fix  $x := \pi(Y)$ . We can define  $\gamma^Y$  inside  $U_i$ , where  $U_i$  is an open set containing  $x$ . In particular,  $\gamma^Y$  is well-defined over  $D(x_0, 10r_0)$ , where  $x_0 := \rho(x)$ , see Lemma 6. (Of course, this is because  $\gamma^Y|_{U_i}$  is transverse to the fibers of  $\rho$ . We intend to extend it over disks centered in  $x_0$ .)

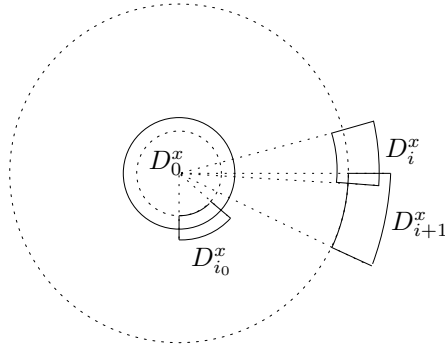
Consider the domains  $D_i^x := D_i^{x_0}$  which are “quadrilaterals” contained in  $D(x_i, 10r_i)$  and containing  $D(x_i, r_0)$ , as in the following picture (the “vertical” parts of the border of  $D_i^x$  are segments of circles centered in  $x_0$ ):



We change, if necessary, the order of the indices  $i$  of  $x_i$  and  $D_i^x$  such that it coincides with the ordering of increasing distances  $d(x_0, x_i)$ . We define then the open sets

$$\Delta_k := \begin{cases} D(x_0, r_0) & \text{if } d(x_0, x_k) < 9r_0, \\ \Delta_{k-1} & \text{if } d(x_0, x_k) > l - 10r_0, \\ \Delta_{k-1} \cap D_k^x & \text{otherwise.} \end{cases}$$

**Remark.** The closed disk  $\bar{D}(x_0, d(x_0, x_{k+1}) - r_0)$  is included in  $\Delta_k$  as soon as  $x_k \notin D(\bar{x}_0, 10r_0)$ , where  $\bar{x}_0$  is the point of  $\gamma = S^2$  opposed to  $x_0$ . Then, because of the specific geometry of the domains  $D_i^x$  (see Lemma 6), we easily conclude that the domains  $\Delta_k$  are contractible (along the geodesics of the sphere passing through  $x_0$ ) and so are the intersections  $\Delta_k \cap D_{k+1}^x$ , too.

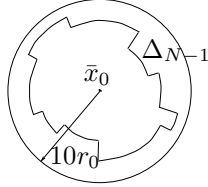


We prove, then, by induction, that  $\gamma^Y$  can be extended over  $\Delta_k$ , and that all the corresponding points of  $\tilde{\gamma}^Y$  are contained in  $\tilde{N}(r^{N-k})$ .

This is obvious for small values of  $k$ . When we add  $D_k^x$  to  $\Delta_{k-1}$ , we consider a point  $z$  in the connected (see above) intersection  $\Delta_{k-1} \cap D_k^x$ . It is contained in the  $U'_i$  that contains  $D(x_k, 10r_0)$  and, as  $\tilde{\gamma}^Y|_{\Delta_{k-1}}$  is contained in  $\tilde{N}(r^{N-k+1})$ , the connected piece  $\tilde{\gamma}^Y|_{\Delta_{k-1} \cap D_k^x}$  is contained in  $C_i^{N-k}$ , and thus the whole extension  $\tilde{\gamma}^{Y,i}$  in  $U_i$  is contained in  $C_i^{N-k}$ , hence in  $\tilde{N}(r^{N-k})$ . The connectedness of the considered piece implies that  $\gamma^{Y,i}|_{\Delta_{k-1} \cap D_k^x}$  coincides

with  $\tilde{\gamma}^Y|_{\Delta_{k-1} \cap D_k^x}$ . Thus we have obtained an extension of  $\gamma^Y$  to  $\Delta_k$ , such that the corresponding lift lies in  $\tilde{N}(r^{N-k})$ , as claimed.

For large values of  $k$ , the  $\Delta_k$  are all identical to  $\Delta_{N-1}$ , which contains  $D(x_0, l - 10r_0)$ . We have thus proven that there is an extension of  $\gamma^Y$  over this disk, such that the corresponding points of  $\tilde{\gamma}^Y$  are in  $\tilde{N}(r^1)$ . Consider then the disk  $D(\bar{x}_0, 10r_0)$ ; it is contained in some  $V_i$ :



The intersection  $\Delta^x$  of this disk with  $\Delta_{N-1}$  is a connected open subset of  $V_i$ , and we know that  $\tilde{\gamma}^Y|_{\Delta^x}$  is contained in  $\tilde{N}(r^1)$ . This implies that we can extend in a unique way  $\tilde{\gamma}^Y|_{\Delta^x}$  to  $V_i$ , in particular to  $D(\bar{x}_0, 10r_0)$ , and the corresponding points in  $\tilde{\gamma}^Y|_{V_i}$  are in  $C_i \subset \tilde{N}(r^0)$ .

We have proven that  $\gamma^Y$  extends over  $\gamma$ , i.e. there is a maximal extension (obviously unique) of the null-geodesic tangent to  $Y$ , such that it projects (via  $\rho$ ) diffeomorphically onto  $\gamma$ . The projection is  $C^\infty$ , but the extended null-geodesic is clearly an analytic submanifold of  $\mathbf{M}$ .  $\square$

The proof of Proposition 7 is now complete.  $\square$

**Remark.** Generic deformations of  $\gamma$  are embedded projective lines. Indeed, let  $\{x_1, \dots, x_k\}$  be the nodes (self-intersection points) of  $\gamma$ , and consider the manifold  $\tilde{\mathbf{M}}$ , obtained by blowing-up the points  $\{x_1, \dots, x_k\}$ . Then, generically, any null-geodesic  $\gamma'$  close to  $\gamma$  avoids these points, hence is diffeomorphic to its lift to  $\tilde{\mathbf{M}}$ , which is a deformation of the lift of  $\gamma$ , thus it is an immersed projective line. But the lift of  $\gamma$  is embedded, and so must be its deformations, hence  $\gamma'$  is embedded.

The next step is to prove that all deformations of  $\gamma$  as a compact curve are null-geodesics, by a dimension-counting argument; we need to compute the normal bundle of  $\gamma$ .

We ask now if the family of projective lines in  $\mathbf{M}$  defined as the deformations of  $\gamma$  is *locally complete* in the sense of Kodaira [9]. For this, we need to prove that the dimension of the space of global sections in  $N(\gamma)$  is equal to 5, i.e. to the dimension of  $B$ . The extensions of the null-geodesics close to  $\gamma$  yield local diffeomorphisms between neighborhoods of  $\gamma$  in  $B^i$ , resp.  $B^j$ . In fact, we have a projection  $p : \tilde{N}(r^N) \rightarrow W^B$  onto the space of integral curves of the geodesic distribution in  $\tilde{N}(r^N) \subset \mathbb{P}(C)$ .  $W^B$  is the space of complex null-geodesic *close to*  $\gamma$  in  $\mathbf{M}$ . But essential for us is that  $p$  is a submersion, fact that has important consequences for the normal bundle of  $\gamma$  in  $\mathbf{M}$ .

**Proposition 9.** *The normal bundle of  $\gamma$  in  $\mathbf{M}$  is isomorphic to  $\mathcal{O}(1) \oplus \mathcal{O}(1) \oplus \mathcal{O}(0)$ .*

*Proof.* It is well-known that all holomorphic bundles over  $\mathbb{C}\mathbb{P}^1$  are direct sums of line bundles, all of which are isomorphic to  $\mathcal{O}(k)$ ,  $k \in \mathbb{Z}$ .

We have the subbundle  $N^\perp(\gamma)$  of  $N(\gamma)$ , represented by vectors orthogonal to  $\dot{\gamma}$ . We have the following exact sequence:

$$(8) \quad 0 \rightarrow N^\perp(\gamma) \rightarrow N(\gamma) \rightarrow N(\gamma)/N^\perp(\gamma) \rightarrow 0.$$

The right hand term of this sequence is a line bundle, and it admits global non-zero sections (extensions of Jacobi fields  $J$  such that  $\langle J, \dot{\gamma} \rangle$  is a non-zero constant, see Proposition 6).  $N(\gamma)/N^\perp(\gamma)$  is then isomorphic to  $\mathcal{O}(a)$ , with  $a \in \mathbb{N}$ .

We denote by  $N^\beta(\gamma)$  the subbundle of the normal bundle represented by vectors in  $T\beta$ . It admits global sections, namely the extensions of Jacobi fields contained in  $T_\beta$ , see Proposition 6. It is a line bundle, thus isomorphic to  $\mathcal{O}(c_1)$ ,  $c_1 \geq 1$ , as it contains global sections with prescribed 1-jet in a point.

**Remark.** In general,  $\mathcal{O}(k)$  is the line bundle over  $\mathbb{CP}^1$  admitting global sections for any prescribed  $k$ -jet in a point  $x$ . This section is unique, and it gives a unique value of the  $k+1$ -jet in  $x$ .

We have the following exact sequence:

$$(9) \quad 0 \rightarrow N^\beta(\gamma) \rightarrow N^\perp(\gamma) \rightarrow N^\perp(\gamma)/N^\beta(\gamma) \rightarrow 0.$$

It is easy to check that the right hand term admits local sections represented by Jacobi fields for any prescribed 1-jet in a point  $x$ . Hence,  $N^\perp(\gamma)/N^\beta(\gamma) \simeq \mathcal{O}(c_2)$ ,  $c_2 \geq 1$ .

All we can obtain now is that  $N^\perp(\gamma) \simeq \mathcal{O}(b_1) \oplus \mathcal{O}(b_2)$ , with  $b_1 + b_2 = c_1 + c_2 \geq 2$ . Actually  $b_1, b_2 \geq 1$ , otherwise all sections of  $N^\perp$  that vanish somewhere would be contained in a line subbundle, which would contradict Proposition 6.

We have then  $N(\gamma) \simeq \mathcal{O}(a) \oplus \mathcal{O}(b_1) \oplus \mathcal{O}(b_2)$ ,  $a \geq 0$ ,  $b_1, b_2 \geq 1$ . We want to prove that there is equality in all these three inequalities.

We know, from Proposition 7, that there is a tubular neighborhood  $\tilde{N}(r^N)$  of  $\tilde{\gamma}$  in  $\mathbb{P}(C)$  such that the null-geodesic distribution yields a foliation with compact leaves, and such that the projection onto the space  $W^B$  of these compact curves is a submersion. (Of course, this space is nothing but the space of complex null-geodesics *close to*  $\gamma$ .)

It is obvious then that the normal bundle of  $\tilde{\gamma}$  in  $\mathbb{P}(C)$  is trivial, as  $\tilde{\gamma}$  is a fiber of a submersion.

We have now the following exact sequence of bundles, related to the projection  $\pi : \mathbb{P}(C) \rightarrow \mathbf{M}$ :

$$(10) \quad 0 \rightarrow N^\pi(\tilde{\gamma}) \rightarrow N(\tilde{\gamma}) \rightarrow \pi^*N(\gamma) \rightarrow 0,$$

where  $N^\pi(\tilde{\gamma})$  is the normal subbundle of  $\tilde{\gamma}$  represented by vectors tangent to the fibers of  $\pi$ . In a point  $T_x\gamma \in \tilde{\gamma} \subset \mathbb{P}(C)$ , the fiber of  $\pi$  is equal to  $\mathbb{P}(C)_x$ , so the tangent space to it is isomorphic to  $\text{Hom}(T_x\gamma, T_x\gamma^\perp/T_x\gamma)$ , for the projective variety  $\mathbb{P}(C)_x \subset \mathbb{P}(T_x\mathbf{M})$ . Thus

$$N^\pi(\tilde{\gamma}) \simeq \text{Hom}(T\gamma, N^\perp(\gamma)) \simeq \mathcal{O}(-2) \otimes (\mathcal{O}(b_1) \oplus \mathcal{O}(b_2)).$$

The central bundle in the exact sequence (10) is trivial. The equation above then implies that the Chern number of  $N(\gamma)$  is subject to the following constraint:

$$a + b_1 + b_2 + (b_1 - 2 + b_2 - 2) = 0,$$



thus, as  $b_1, b_2 \geq 1$  and  $a \geq 0$ , we have  $a = 0$  and  $b_1 = b_2 = 1$ .  $\square$

As observed above, generic, compact, simply-connected null-geodesics are embedded. From now on, we suppose  $\gamma$  is one of them.

Then  $H^1(N(\gamma)) = 0$ , so we can apply the theory of Kodaira to deform  $\gamma$ , [9], so the dimension of the space of global sections of  $N(\gamma)$  is  $1 + 2 + 2 = 5$ , the same as the space of complex null-geodesic close to  $\gamma$ , hence

**Corollary 2.** *The deformations of  $\gamma$  as a compact curve are null-geodesics in  $(\mathbf{M}, c)$ .*

This means that any global section in  $N(\gamma)$  can be represented, locally, by the Jacobi fields that yield the same element in  $J^1N(\gamma)$ , the space of jets of order 1 in  $N(\gamma)$ .

Recall now the exact sequence (9); we conclude that

$$N^\beta(\gamma) \simeq N^\perp(\gamma)/N^\beta(\gamma) \simeq \mathcal{O}(1).$$

We have the canonical isomorphism  $N^\alpha(\gamma) \rightarrow N^\perp(\gamma)/N^\beta(\gamma)$ , coming from the restriction of the projection  $N^\perp(\gamma) \rightarrow N^\perp(\gamma)/N^\beta(\gamma)$  (we denote by  $N^\alpha(\gamma)$ , resp.  $N^\beta(\gamma)$ , the subbundle of the normal bundle of  $\gamma$ , such that its fiber at  $x \in \gamma$  is  $F_x^\alpha/T_x\gamma$ , resp.  $F_x^\beta/T_x\gamma$ ).

We have thus  $N^\alpha(\gamma) \simeq \mathcal{O}(1)$ , and all the 1-jets of  $N^\alpha(\gamma)$  yield global sections, thus local Jacobi fields.

But the existence of a Jacobi field in  $\mathcal{J}_\gamma^\alpha \setminus \mathcal{J}_\gamma^\beta$  implies, by the Jacobi equation  $\ddot{J} = R(\dot{\gamma}, J)\dot{\gamma}$ , that  $W^+(F^\alpha) = 0$ , the self dual Weyl tensor vanishes on  $F^\alpha$ , the  $\alpha$ -plane generated by  $\dot{\gamma}$ .

We recall now that, for a fixed point  $x$ ,  $W_x^+$  is a polynomial of order 4, and it is zero on  $F^\alpha$  for the compact null-geodesic  $\gamma$ . The same is true for the compact deformations of  $\gamma$ , which implies that  $W_x^+ = 0$ . This holds for all the points of  $\gamma$ , and also for all points covered by the deformations of  $\gamma$ . As these deformations cover at least an open set around  $\gamma$ , we conclude that  $W^+$  vanishes on a non-empty open set, thus, being holomorphic,  $W^+ = 0$  on the whole (connected) manifold  $\mathbf{M}$ .

This completes the proof of Theorem 3  $\square$

## 6. THE PROJECTIVE STRUCTURE OF $\beta$ -SURFACES IN A SELF-DUAL MANIFOLD

The null-geodesics contained in a  $\beta$ -surface  $\beta$  define a projective structure on the totally-geodesic surface  $\beta$ , which is also given by any connection on  $\beta$  induced by a Levi-Civita connection on  $\mathbf{M}$ . We claim that this projective structure is *flat*, i.e. locally equivalent to  $\mathbb{C}\mathbb{P}^2$ .

**Example.** If  $\mathbf{M} = \mathbb{P}(E) \times \mathbb{P}(E)^* \setminus \mathcal{F}$ , then a  $\beta$ -surface indexed by  $(L, l) \in \mathcal{F}$  is  $\beta^{(L, l)} = \{(A, a) \mid A \subset l, L \subset a, A \not\subset a\} \simeq \mathbb{C}^2$ , and the null-geodesics in  $\beta^{(L, l)}$  are identified to the affine lines in  $\mathbb{C}^2$  (see Section 8.5).

To prove the projective flatness of a 2-dimensional manifold  $\beta$ , we need to prove that the Thomas tensor  $T$  vanishes identically [19]. This tensor is an analog of the Cotton-York tensor in conformal geometry (there is also a Weyl tensor of a projective structure, but it only appears in dimensions greater than 2).

For a connection  $\nabla$  in the projective class of  $\beta$ , the Thomas tensor is defined as follows [19]: For  $X, Y, Z \in T\beta$ ,

$$(11) \quad \begin{aligned} T(X, Y, Z) := & -2(\nabla_Z K)(Y)X + 2(\nabla_Y K)(Z)X - \\ & - (\nabla_Z K)(X)Y + (\nabla_Y K)(X)Z, \end{aligned}$$

where the derivation involves only the curvature tensor  $R$ , and the  $K(Y)X := \text{tr}R(Y, \cdot)X$  is the trace of the endomorphism  $R(Y, \cdot)X \in \text{End}(T\beta)$ .

The Thomas tensor is independent of the connection  $\nabla$ , therefore we will consider that  $\nabla$  is induced by a Levi-Civita connection on  $\mathbf{M}$ .

**Proposition 10.** *The Thomas tensor of a  $\beta$ -surface can be expressed in terms of the anti-self-dual Cotton-York tensor of  $\mathbf{M}$ , thus it is identically zero.*

*Proof.* We need first to define the *anti-self-dual* Cotton-York tensor as an irreducible component of the Cotton-York tensor of  $\mathbf{M}$ .

**Convention** We note  $C$  the Cotton-York tensor of  $(\mathbf{M}, c)$ ; we will not use this letter for the isotropic cone in this Section, nor in the following one.

The Cotton-York tensor is not conformally invariant; its definition depends on a (local) metric  $g$  in the conformal structure, which is supposed to be fixed [4]:

$$(12) \quad C(X, Y)(Z) := (\nabla_X h)(Y, Z) - (\nabla_Y h)(X, Z), \quad \forall X, Y, Z \in T\mathbf{M},$$

where  $h$  is the normalized Ricci tensor of  $\mathbf{M}$ ,

$$(13) \quad h = \frac{1}{2n(n-1)} \text{Scal} \cdot g + \frac{1}{n-2} \text{Ric}_0,$$

$\text{Ric}_0, \text{Scal}$  being the trace-free Ricci tensor, resp. the scalar curvature of the metric  $g$ , and  $n := \dim \mathbf{M}$ . In our case,  $n = 4$ , but the formula applies in all dimensions greater than 2 [4].

**Remark.** The Cotton-York tensor  $C$  of  $\mathbf{M}$  is a 2-form with values in  $T^*\mathbf{M}$ , thus it has two components  $C^+ \in T^*\mathbf{M} \otimes \Lambda^+\mathbf{M}$ , and  $C^- \in T^*\mathbf{M} \otimes \Lambda^-\mathbf{M}$ .  $C$  satisfies a *first* Bianchi identity, as  $h$  is a symmetric tensor, and also a *contracted* (second) Bianchi identity, coming from the second Bianchi identity in Riemannian geometry, [4]:

$$(14) \quad \sum C(X, Y)(Z) = 0 \quad \text{circular sum};$$

$$(15) \quad \sum C(X, e_i)(e_i) = 0 \quad \text{trace over an orthonormal basis.}$$

That means that  $C \in \Lambda^2\mathbf{M} \otimes \Lambda^1\mathbf{M}$ , and is orthogonal on  $\Lambda^3\mathbf{M} \subset \Lambda^2\mathbf{M} \otimes \Lambda^1\mathbf{M}$  and on  $\Lambda^1\mathbf{M}$ , which is identified with the image in  $\Lambda^2\mathbf{M} \otimes \Lambda^1\mathbf{M}$  by the metric adjoint of the contraction (15).

Now, the Hodge operator  $*$  :  $\Lambda^2\mathbf{M} \rightarrow \Lambda^2\mathbf{M}$  induces a symmetric endomorphism of  $\Lambda^2\mathbf{M} \otimes \Lambda^1\mathbf{M}$ , which maps the two above spaces isomorphically into each other. This implies that  $C^+$  and  $C^-$  satisfy (14) and (15) (note that these two relations are equivalent in their case).

The Cotton-York tensor is related to the Weyl tensor of  $\mathbf{M}$  by the formula [4]:

$$(16) \quad \delta W = C,$$

where  $\delta : \Lambda^2 \mathbf{M} \otimes \Lambda^2 \mathbf{M} \rightarrow \Lambda^2 \mathbf{M} \otimes \Lambda^1 \mathbf{M}$  is induced by the codifferential on the second factor, and by the Levi-Civita connection  $\nabla$ . Then,  $C^+$  has to be the component of  $\delta W$  in  $\Lambda^1 \mathbf{M} \otimes \Lambda^+ \mathbf{M}$ , and we know that the restriction of  $W^-$  to  $\Lambda^2 \mathbf{M} \otimes \Lambda^+ \mathbf{M}$  is identically zero. This means that

$$(17) \quad \delta W^+ = C^+, \text{ and also}$$

$$(18) \quad \delta W^- = C^-.$$

Hence, as  $\mathbf{M}$  is self-dual,  $C^-$  vanishes identically.

We can prove now that the Thomas tensor of a  $\beta$ -surface  $\beta$  is identically zero: first we prove

$$(19) \quad K(Y)X = \text{tr}|_{T\beta} R(Y, \cdot)X = h(X, Y), \quad \forall X, Y \in T\beta.$$

We recall that the *suspension*  $h \wedge I$ , viewed as an endomorphism of  $\Lambda^2 \mathbf{M}$ , is defined by [4]:

$$(20) \quad (h \wedge I)(X, Y) := h(X) \wedge Y - h(Y) \wedge X, \quad X, Y \in T\mathbf{M},$$

where  $h$  is identified with a symmetric endomorphism of  $T\mathbf{M}$ .

We have then the following decomposition of the Riemannian curvature [4]:

$$R = h \wedge I + W^+ + W^-.$$

Of course, if  $\mathbf{M}$  is self-dual,  $W^- = 0$  and  $W^+(X, Y) = 0$  if  $X, Y \in T\beta$  (in fact, the elements in  $\Lambda^2 F^\beta$ , for any  $\beta$ -plane  $F^\beta \subset T_x \mathbf{M}$ , correspond to the isotropic vectors in  $\Lambda^- \mathbf{M}$ ), because  $W^+|_{\Lambda^- \mathbf{M}} = 0$ . Then, if we choose the basis  $\{X, Y\}$  in  $T\beta$ , we get

$$\begin{aligned} K(Y)X &= \text{tr}|_{T\beta} (h \wedge I)(Y, \cdot)X = \\ &= \text{the component along } X \text{ of } (h \wedge I)(Y, X)X = \\ &= h(Y, X), \end{aligned}$$

which proves (19). The Thomas tensor of the projective structure of  $\beta$  has the following expression (see (11)):

$$T(X, Y, Z) = -3(\nabla_Z h)(Y, X) + 3(\nabla_Y h)(Z, X) = 3C(Y, Z)(X), \quad \forall X, Y, Z \in T\beta,$$

and, as  $C^+(\cdot, \cdot)(X)$  vanishes on the anti-self-dual 2-form  $Y \wedge Z$ , we conclude

$$(21) \quad T(X, Y, Z) = C^-(Y, Z)(X) = 0.$$

□

As the flatness of the projective structure on a 2-dimensional manifold is equivalent to the vanishing of its Thomas tensor [19], we get

**Corollary 3.** *The projective structure of the  $\beta$ -surfaces of a self-dual complex manifold  $\mathbf{M}$  is flat.*

From the classification of projectively flat compact complex surfaces ([8], see also [6]), we get then a classification of compact  $\beta$ -surfaces in  $\mathbf{M}$ :

**Theorem 4.** *A compact  $\beta$ -surface of a self-dual complex 4-manifold belongs (up to finite covering) to the following classes:*

1.  $\mathbb{C}\mathbb{P}^2$ ;
2. a compact quotient of the complex-hyperbolic plane  $\mathbf{H}_{\mathbb{C}}^2/\Gamma$ ;
3. a compact complex surface admitting a (flat) affine structure:

- (i) a Kodaira surface;
- (ii) a properly elliptic surface with  $b_1$  odd;
- (iii) an affine Hopf surface;
- (iv) an Inoue surface;
- (v) a complex torus.

See [6], [8], [10] for details.

## 7. UMBILIC HYPERSURFACES IN SELF-DUAL 4-MANIFOLDS

It has been shown by LeBrun [11] that, for a given geodesically connected 3-manifold with conformal structure  $(\mathbf{Q}, c')$ , there is a (germ-unique) self-dual 4-manifold  $(\mathbf{M}, c)$ , such that  $(\mathbf{Q}, c')$  is an umbilic hypersurface of  $(\mathbf{M}, c)$ . We can therefore note by  $c$  the conformal structure of  $\mathbf{Q}$ , as it coincides with the restriction of the conformal structure of  $\mathbf{M}$ .

The technical tool used in the proof of this result [11] is the *twistor space*  $Z$  of  $(\mathbf{Q}, c)$ , which is the space of complex null-geodesics of this manifold. It has been shown by LeBrun [11] that  $Z$  is a 3-manifold with a *contact structure*, and containing projective lines with normal bundle  $\mathcal{O}(1) \oplus \mathcal{O}(1)$ . Conversely, for any such manifold  $Z$ , the space of these lines *tangent* to the distribution of planes induced by the contact structure, is a conformal 3-manifold. On the other hand,  $Z$  can be identified with the twistor space of a self-dual 4-manifold  $\mathbf{M}$ , in which  $\mathbf{Q}$  is an umbilic hypersurface (the *conformal infinity* of a Einstein metric on  $\mathbf{M}$ , [11]).  $Z$  has an additional structure, namely a *contact structure*, represented by a (non-integrable) distribution of 2-planes  $F_\beta \subset T_\beta Z$ , which corresponds to the space of Jacobi fields  $J \perp \gamma^\beta$ , where  $\gamma^\beta = \mathbf{Q} \cap \beta$  and  $Z$  is considered as the twistor space of  $\mathbf{Q}$ , or, equivalently, to the null-geodesic  $\gamma^\beta \subset \mathbf{M}$ , if  $Z$  is considered as the twistor space of  $\mathbf{M}$ . We also remark that the above contact structure yields a section in the bundle  $B \rightarrow Z$ , which is never tangent to the  $\alpha$ -cones (as  $\mathbf{Q}$  is transverse to all  $\alpha$ -planes).

**Remark.** A holomorphic contact structure on a twistor space  $Z$  does not necessarily determine a conformal 3-manifold: if  $Z = \mathcal{F}$  with its contact structure (see Section 8.4), there is no rational curve in  $Z$ , with normal bundle  $\mathcal{O}(1) \oplus \mathcal{O}(1)$ , tangent to the corresponding distribution of planes. On the other hand, this contact structure yields an Einstein metric on  $\mathbf{M} = \mathbb{P}(E) \times \mathbb{P}(E)^* \setminus \mathcal{F}$ , which admits the smooth 3-manifold  $\mathcal{F} \subset \overline{\mathbf{M}} = \mathbb{P}(E) \times \mathbb{P}(E)^*$  as “infinity”. However, this “infinity” is not conformal (see Section 8.6).

In the 3-dimensional case, the conformally invariant tensor “measuring” the non-flatness of  $(\mathbf{Q}, c)$  is the Cotton-York tensor, defined in general by

$$(22) \quad C(X, Y) := \nabla_X h(Y) - \nabla_Y h(X), \quad X, Y \in T\mathbf{Q},$$

where  $h$  is the *normalized Ricci tensor* [4], (13). For the 3-manifold  $\mathbf{Q} \subset \mathbf{M}$ , we have  $h(X) = \frac{1}{12} \text{Scal} + \text{Ric}_0$ .

It is natural to ask how is the Cotton-York tensor of  $\mathbf{Q}$  related to the Weyl tensor of  $\mathbf{M}$ . We first recall a few facts of conformal geometry in dimensions 3 and 4.

For the 3-dimensional manifold  $\mathbf{Q}$ , the Riemannian curvature has the following expression:

$$(23) \quad R^{\mathbf{Q}}(X, Y) = (h \wedge \mathbf{I})(X, Y) := h(X) \wedge Y - h(Y) \wedge X, \quad \forall X, Y \in T\mathbf{Q},$$

as there is no Weyl tensor (in general,  $h \wedge \mathbf{I}$  is the Ricci component of the curvature, [4]). If we introduce the Hodge operator  $*^{\mathbf{Q}} : \Lambda^2\mathbf{Q} \rightarrow \Lambda^1\mathbf{Q}$ , then  $R^{\mathbf{Q}}$  is equivalent to the symmetric 2-tensor  $*^{\mathbf{Q}} \circ R^{\mathbf{Q}} \circ *^{\mathbf{Q}}$ . A straightforward application of the above formula yield

$$(24) \quad *R^{\mathbf{Q}} := *^{\mathbf{Q}} \circ R^{\mathbf{Q}} \circ *^{\mathbf{Q}} = -h + (\text{tr}h)I.$$

For the 4-dimensional manifold  $\mathbf{M}$ , the components of the Riemannian curvature can also be expressed as eigenspaces of  $*$ -type operators. Namely, regarding  $R := R^{\mathbf{M}}$  as a symmetric endomorphism of  $\Lambda^2\mathbf{M} = \Lambda^+\mathbf{M} \oplus \Lambda^-\mathbf{M}$ ,  $W^+$  is the trace-free component of  $R$  in  $\text{End}(\Lambda^+\mathbf{M})$ , and  $W^-$  is the trace-free component of  $R$  in  $\text{End}(\Lambda^-\mathbf{M})$  [18].

Let  $\mathbf{Q} \subset \mathbf{M}$  be a hypersurface, such that the restriction of the conformal structure  $c$  of  $\mathbf{M}$  to  $\mathbf{Q}$  is non-degenerate (equivalently,  $T\mathbf{Q}$  is nowhere tangent to an isotropic cone). We call  $c$  the induced structure on  $\mathbf{Q}$ . We suppose that  $\mathbf{Q}$  is umbilic.

**Remark.** There is no possible choice of an “orientation” in this case. Indeed, the group of conformal transformations of  $\mathbb{C}^n$ ,  $CO(n, \mathbb{C}) = O(n, \mathbb{C}) \times \mathbb{C}^*/\{\pm 1\}$  is non-connected if  $n$  is even, and a choice of an orientation is a restriction of the frame bundle of a  $n$ -dimensional conformal manifold to the connected component of  $\mathbf{1} \in CO(n, \mathbb{C})$ . But if  $n$  is odd,  $CO(n, \mathbb{C})$  is connected, so all  $CO(n, \mathbb{C})$ -frames can be connected to each other by continuous paths. Therefore, although a complex-Riemannian 3-manifold admits, locally, 2 possible orientations, they are conformally equivalent, fact that makes impossible a canonical way to associate an orientation to a metric in the conformal class.

There is another way to see this difference between the even- and odd-dimensional conformal manifolds: Let  $(X, c)$  be a  $n$ -dimensional conformal manifold. Then a (local) metric  $g$  in the conformal class  $c$  is a global section in  $L^2 \subset S^2T^*X$ , where  $L$  is the bundle of weighted scalars. We can canonically associate to  $c$  a global section of  $\kappa^2 \otimes L^{2n}$ , which is the induced metric on the canonical bundle. For a given metric, there are only 2 (local) sections of  $\kappa$  of “norm” 1. We can pick one of them if we have a given section in  $\kappa \otimes L^n$  (an “orientation”), and if we have a canonical way to associate to  $g$ , which is a section in  $L^2$ , a section of  $L^n$ . This can be done if  $n$  is even, namely  $g^{\frac{n}{2}}$ . We also remark that, if  $n$  is even, all we need to define a conformal structure on  $X$  is just the bundle  $L^2$  (which is a  $n/2$ -th root of  $\kappa$ ), but if  $n = 2k + 1$  is odd,  $L^2$  automatically gives us  $L \simeq \kappa \otimes L^{\otimes -2k}$ .

We can canonically identify  $\Lambda^+\mathbf{M}$  and  $\Lambda^-\mathbf{M}$ , restricted to  $\mathbf{Q} \subset \mathbf{M}$ , to  $\Lambda^2\mathbf{Q}$ , by:

$$(25) \quad \begin{aligned} \Lambda^2\mathbf{Q} \ni \alpha &\mapsto \alpha + *^{\mathbf{M}}\alpha \in \Lambda^+\mathbf{M} \\ \Lambda^2\mathbf{Q} \ni \alpha &\mapsto \alpha - *^{\mathbf{M}}\alpha \in \Lambda^-\mathbf{M}. \end{aligned}$$

**Theorem 5.** *Let  $\mathbf{Q}$  be an umbilic hypersurface of a self-dual manifold  $\mathbf{M}$ . Then:*

- (i) The Weyl tensor of  $\mathbf{M}$ , restricted to  $\mathbf{Q}$ , is identically zero;  
(ii) The Cotton-York tensor of  $\mathbf{Q}$  is related to the self-dual Weyl tensor of  $\mathbf{M}$  by the formula:

$$= g(\nabla_\nu W^+(A), B)_x = -C(A)(*^{\mathbf{Q}}B)_x,$$

where  $A, B \in \Lambda_x^2 \mathbf{Q}$ ,  $\nu \perp T_x \mathbf{Q}$  is unitary for the metric  $g$ , and the Hodge operator  $*^{\mathbf{Q}}$  is induced by  $g$  and the orientation on  $\mathbf{Q}$  admitting  $\nu$  as an exterior normal vector.

**Corollary 4.** *If  $(\mathbf{M}, c)$  is self-dual and  $\mathbf{Q} \subset \mathbf{M}$  is an umbilic hypersurface, then the Cotton-York tensor of  $\mathbf{Q}$ ,  $C^{\mathbf{Q}}$ , is identified to the restriction to  $\mathbf{Q}$  of the self-dual Cotton-York tensor  $C^+$  of  $\mathbf{M}$ :*

$$C^+(X, Y)(Z) = C^{\mathbf{Q}}(X, Y)(Z), \quad \forall X, Y, Z \in T\mathbf{Q}.$$

**PROOF OF THE THEOREM.** The claimed identity is conformally invariant: If  $X, Y, Z, \nu$  is a  $g$ -orthonormal oriented basis of  $\mathbf{M}$ , then  $X, Y, Z$  is a  $g$ -orthonormal basis on  $\mathbf{Q}$  giving the orientation as above. Then  $*^{\mathbf{Q}}(Z \wedge X) = Y$ , and, if we take  $A := X \wedge Y$ ,  $B := Z \wedge X$ , the claimed identity becomes

$$(26) \quad \langle \nabla_\nu W^+(X, Y)Z, X \rangle = -C(X, Y)(Y),$$

where angle brackets denote the scalar product induced by  $g$ .

The tensors  $W^+, C$ , in the above form, are independent of the chosen metric  $g$  [4], which depends on the normal vector  $\nu$ , supposed to be  $g$ -unitary. If  $\nu' := \lambda\nu$ , for  $\lambda \in \mathbb{C}^*$ , then the corresponding metric  $g' = \lambda^{-2}g$ , and also  $*^{\mathbf{Q}'} = \lambda^{-1}*^{\mathbf{Q}}$ , thus the identity (26) for  $\nu', g'$  is equivalent to the one for  $\nu, g$ .

**Remark.** As  $W^+$  is the trace free component of the Riemannian curvature contained in  $\text{End}(\Lambda^+ \mathbf{M})$ , and is symmetric, it is enough to evaluate it on pairs  $A, B \in \Lambda^2 \mathbf{Q} \simeq \Lambda^+ \mathbf{M}$  which are unitary and orthogonal for the metric  $g$ , therefore the check of the equation (26) will prove the theorem.

As  $W^\pm$  are  $*^{\mathbf{M}}$ -eigenvectors in  $\text{End}_0(\Lambda^2 \mathbf{M})$  (the space of trace-free endomorphisms of  $\Lambda^2 \mathbf{M}$ ), they are determined by the following formulas, where  $X, Y, Z$  is any oriented orthonormal basis of  $T\mathbf{Q}$ :

$$(27) \quad \langle W^+(X, Y)Z, X \rangle = \frac{1}{4}(\langle R(X, Y)Z, X \rangle + \langle R(Z, \nu)Y, \nu \rangle + \langle R(X, Y)Y, \nu \rangle + \langle R(Z, \nu)Z, X \rangle)$$

$$(28) \quad \langle W^-(X, Y)Z, X \rangle = \frac{1}{4}(\langle R(X, Y)Z, X \rangle + \langle R(Z, \nu)Y, \nu \rangle - \langle R(X, Y)Y, \nu \rangle - \langle R(Z, \nu)Z, X \rangle),$$

where  $X, Y, Z, \nu$  is supposed to be a local extension, around a region of  $\mathbf{Q}$ , of the  $g$ -orthonormal frame used in (26). As  $\mathbf{M}$  is supposed to be self-dual,  $W^-$  is identically zero, thus, in the points  $x \in \mathbf{Q}$ , we have

$$(29) \quad \langle W^+(X, Y)Z, X \rangle_x = \frac{1}{2}(\langle R(X, Y)Y, \nu \rangle + \langle R(Z, X)Z, \nu \rangle)_x.$$

It is a standard fact that, if  $\mathbf{Q}$  is umbilic, there is a local metric  $g$  in the conformal class  $c$  of  $\mathbf{M}$ , such that, for  $g$ ,  $\mathbf{Q}$  is totally geodesic. We fix such a metric. Then we have

$$(30) \quad R(X', Y')Z' = R^{\mathbf{Q}}(X', Y')Z', \quad \forall X', Y', Z' \in T\mathbf{Q},$$

which, together with 29, implies that  $W^+|_{\mathbf{Q}} \equiv 0$ .

On the other hand, (30), together with (29) and (28), yield

$$(31) \quad \langle R(X, Y)Z, X \rangle_x + \langle R(Z, \nu)Y, \nu \rangle_x = 0, \forall x \in \mathbf{Q}.$$

Let us compute now the normal derivative of  $W^+$  in a point  $x \in \mathbf{Q}$ ; we suppose that  $X, Y, Z, \nu$  are locally extended by an orthonormal frame, and that they are parallel at  $x$  (we omit, for simplicity of notation, the point  $x$  in the following lines:

$$\langle \nabla_\nu W^+(X, Y)Z, X \rangle = \frac{1}{2}(\langle \nabla_\nu R(X, Y)Y, \nu \rangle + \langle \nabla_\nu R(Z, X)Z, \nu \rangle),$$

from (29). This is then equal to:

$$\langle \nabla_\nu W^+(X, Y)Z, X \rangle = -\frac{1}{2}(\langle \nabla_X R(Y, \nu)Y, \nu \rangle + \langle \nabla_Y R(\nu, X)Y, \nu \rangle + \langle \nabla_Z R(X, \nu)Z, \nu \rangle + \langle \nabla_X R(\nu, Z)Z, \nu \rangle),$$

from the second Bianchi identity. Then we have

$$\langle \nabla_\nu W^+(X, Y)Z, X \rangle = \frac{1}{2}(\langle \nabla_X R(Z, X)Z, X \rangle + \langle \nabla_Y R(Z, Y)Z, X \rangle + \langle \nabla_Z R(Y, Z)X, Y \rangle + \langle \nabla_X R(Y, X)X, Y \rangle)$$

from analogs of (31). Then

$$\langle \nabla_\nu W^+(X, Y)Z, X \rangle = \frac{1}{2}(\langle \nabla_X R^{\mathbf{Q}}(Z, X)Z, X \rangle + \langle \nabla_Y R^{\mathbf{Q}}(Z, Y)Z, X \rangle + \langle \nabla_Z R^{\mathbf{Q}}(Y, Z)X, Y \rangle + \langle \nabla_X R^{\mathbf{Q}}(Y, X)X, Y \rangle)$$

from (30)

$$\langle \nabla_\nu W^+(X, Y)Z, X \rangle = \frac{1}{2}(\nabla_X h(Z, Z) + \nabla_X h(X, X) + \nabla_Y h(Y, X) - \nabla_Z h(Z, X) - \nabla_X h(X, X) - \nabla_X h(Y, Y)),$$

from (23). Finally, from (15), we get

$$\langle \nabla_\nu W^+(X, Y)Z, X \rangle = \frac{1}{2}(C(X, Z)(Z) - C(X, Y)(Y)) = -C(X, Y)(Y)$$

This proves equation (26).  $\square$

The Corollary 4 now easily follows from the above theorem and (17).

The main results in Section 5 hold also in the case of a conformal (complex) 3-manifold:

**Theorem 6.** *Let  $Z$  be a twistor space of a conformal 3-manifold  $\mathbf{Q}$ ; let  $F_{\bar{\gamma}} \subset T_{\bar{\gamma}}Z$  be its contact structure. Suppose there is a point  $\bar{\gamma} \in Z$  such that, to any direction in  $F_{\bar{\gamma}}$ , there is a tangent rational curve in  $Z$  with normal bundle  $\mathcal{O}(1) \oplus \mathcal{O}(1)$ . Then  $Z$  is projectively flat, and  $\mathbf{Q}$  is conformally flat.*

This follows directly from Theorem 2, as  $\mathbf{Q}$  is umbilic in  $\mathbf{M}$ , the space of all projective lines in  $Z$  with the above normal bundle [11], and from Theorem 5.

**Theorem 7.** *Let  $\mathbf{Q}$  be a conformal 3-manifold containing an immersed rational curve as null-geodesic. Then  $\mathbf{Q}$  is conformally flat.*

*Proof.* We cannot use directly Theorem 5, as the ‘‘ambient’’ self-dual manifold  $\mathbf{M}$  can only be defined for a *civilized* (e.g. geodesically connected) 3-manifold. Hence, we follow the steps in Proposition 7 and prove

**Proposition 11.** *Null-geodesics close to a compact, simply-connected one are also compact and simply-connected, and they are embedded.*

Still using the same arguments as in Section 5, we get an embedded null-geodesic  $\gamma \subset \mathbf{Q}$  diffeomorphic to  $\mathbb{C}\mathbb{P}^1$ , and we have:

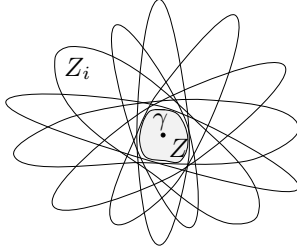
**Proposition 12.** *The deformations of  $\gamma$  as a compact curve coincide with the null-geodesics close to  $\gamma$ .*

We cover  $\gamma$  with geodesically convex open sets  $U_i$ ,  $i = \overline{1, n}$ , such that:

$$(32) \quad \forall i \neq j \text{ s.t. } U_i \cap U_j \cap \gamma \neq \emptyset, \exists U_{ij} \supset (U_i \cup U_j),$$

where  $U_{ij}$  is still geodesically convex (with respect to a particular Levi-Civita connection). This is possible by choosing  $U_i$ ,  $i = \overline{1, n}$ , small enough. Then we choose a relatively compact tubular neighborhood  $N(r_0)$  of  $\gamma$ , such that its closure is covered by the  $U_i$ 's.

We consider then the twistor spaces  $Z_i$ , the spaces of null-geodesics of  $U_i$ . The compact, simply-connected, null-geodesics close to  $\gamma$  identify (diffeomorphically) the neighborhoods of  $\bar{\gamma}^i \in Z_i$  with the space  $Z$  of the deformations of  $\gamma$  as a compact curve. We can see then  $Z$  as an open set common to all the  $Z_i$ 's:



Following LeBrun, we define the self-dual manifolds  $\mathbf{M}_i$  as the space of projective lines in  $Z_i$ , with normal bundle  $\mathcal{O}(1) \oplus \mathcal{O}(1)$ . Then  $U_i$  is an umbilic hypersurface in  $\mathbf{M}_i$ .

The local twistor spaces  $Z_i$  admit contact structures, which coincide on  $Z$ , and contain projective lines  $Z_x^i$  corresponding to points  $x \in \gamma \cap U_i$ . If we denote by  $Z_{ij}$  the twistor space of  $U_{ij}$ , then  $Z_i$  and  $Z_j$  are identified to open sets in  $Z_{ij}$ , in particular the lines  $Z_x^i$  and  $Z_x^j$  are identified, thus their intersections with the common set  $Z$  coincide. We denote by  $Z_x$  this (non-compact) curve in  $Z$ , and by  $F$  the canonical contact structure of  $Z$  (restricted from the ones of  $Z_i$ ).

**Remark.** We already have obtained that the  $\alpha$ -cone corresponding to  $F_\gamma$  is a part of a smooth surface: the union of the lines  $Z_x$ ,  $x \in \gamma$ , thus, from Theorem 2', the Weyl tensor  $W_i^+$  of the self-dual manifold  $\mathbf{M}_i$  vanishes on the  $\alpha$ -planes generated by  $T\gamma$ . But this is nothing new: we know, from Theorem 5, that  $W_i^+$  vanishes on  $U_i$ .

We intend to apply Theorem 2' to prove that  $W_i^+$  vanishes on points close to  $U_i$ , but in  $\mathbf{M}_i \setminus U_i$ . We do that by showing that the integral  $\alpha$ -cones corresponding to planes  $F^y \subset T_\gamma Z$  are parts of smooth surfaces, then we conclude using Theorem 2'.



First we choose hermitian metrics  $h_i$  on  $Z_i$ , such that they coincide (with  $h$ ) on  $Z$ . We have a diffeomorphism between  $\gamma$  and  $\mathbb{P}(F_{\bar{\gamma}})$ , so we choose relatively compact open sets in  $\mathbb{P}(T_{\bar{\gamma}}Z)$ , covering  $\mathbb{P}(F_{\bar{\gamma}})$ , with the following properties: As the metrics  $h_i$  induce metrics on  $\mathbf{M}_i$ , we first choose a small enough distance  $r_1 > 0$  such that

1.  $\forall i$ , there is a sub-covering  $V_i \subseteq U_i$  of  $\gamma$  such that the “tubular neighborhoods”  $W_i := \{y \in \mathbf{M}_i \mid d(y, \bar{V}_i) \leq r_1 \text{ and } \pi_i(y) \in \bar{V}_i \cap \gamma\}$  are compact ( $\pi_i$  is the “orthogonal projection” — for the hermitian metric — from  $\mathbf{M}_i$  to  $\gamma \cap U_i$ ; it is well defined because of the condition below);
2.  $r_1$  is less than the bijectivity radius of the (hermitian) exponentials for the points of  $\bar{V}_i$  in  $\mathbf{M}_i$ , and for the points of  $\bar{V}_i \cup \bar{V}_j$  in  $\mathbf{M}_{ij}$  (if  $U_i \cap U_j \cap \gamma \neq \emptyset$ ).

We have then

**Lemma 9.** *For any  $y_i \in W_i \subset \mathbf{M}_i$ ,  $y_j \in W_j \subset \mathbf{M}_j$  such that the curves  $Z_{y_i} := Z_{y_i}^i \cap Z$ ,  $Z_{y_j} := Z_{y_j}^j \cap Z$  are tangent to the same direction in  $\bar{\gamma} \in Z$ , the respective curves  $Z_{y_i}, Z_{y_j}$  coincide.*

*Proof.* We first note that the projection  $\pi_i$  from  $\mathbf{M}_i$  is equivalent to the  $h$ -orthogonal projection of the direction of  $T_{\bar{\gamma}}Z_{y_i}$  to a direction in  $F_{\bar{\gamma}}$ , so  $\pi_i(y_i) = \pi_j(y_j) =: y \in \gamma$ ; thus  $y$  belongs to both  $U_i$  and  $U_j$ , and we use again the twistor space  $Z_{ij}$  to conclude that  $Z_{y_i}$  and  $Z_{y_j}$  are “restrictions” to  $Z$  of the same projective line (as they both have the same tangent space at  $\bar{\gamma}$ )  $Z_{y_{ij}}^{ij}$ , for a point  $y_{ij} \in \mathbf{M}_{ij}$ .  $\square$

Now we have a tubular neighborhood  $S \subset \mathbb{P}(T_{\bar{\gamma}}Z)$  of  $\mathbb{P}(F_{\bar{\gamma}})$ , of radius  $r_1/2$ , such that, for any 2-plane  $F' \subset S$ , the conditions in Theorem 2' are satisfied (considering any of the local twistor spaces  $Z_i$ ).

We conclude that the Weyl tensor  $W_i^+$  of  $\mathbf{M}_i$  vanishes along all null-geodesics of  $\mathbf{M}_i$ , close (in  $W_i$ ) to  $\gamma$  and included in the  $\beta$ -surface  $\beta^i$ , determined by  $\gamma$ . This means that  $W^+$  vanishes everywhere on  $\beta^i$ . By deforming  $\gamma$ , we obtain that  $W_i^+$  vanishes on a neighborhood of  $U_i$  in  $\mathbf{M}_i$ , hence  $\mathbf{M}_i$ , as well as  $U_i$ , are conformally flat (by Theorem 5).

It follows from Theorem 5 that  $\mathbf{Q}$  is conformally flat.  $\square$

## 8. EXAMPLES

**8.1. The flat case.** The first example is the “flat” case:  $Z = \mathbb{C}\mathbb{P}^3 = \mathbb{P}(\mathbb{C}^4)$ , with its canonical projective structure, and its space of projective lines  $\mathbf{M} = \text{Gr}(2, \mathbb{C}^4)$ . ( $Z$  is equally the twistor space of the Riemannian round 4-sphere, which is, therefore, a real part of  $\text{Gr}(2, \mathbb{C}^4)$ .) If  $\beta \in Z$ , then the  $\beta$ -surface associated to it is the set  $\{x \in \text{Gr}(2, \mathbb{C}^4) \mid \beta \subset x \subset \mathbb{C}^4\}$ . In this flat case, we can equally define the  $\alpha$ -twistor space  $Z^*$ , which is the dual projective 3-space  $(\mathbb{C}\mathbb{P}^3)^* := \mathbb{P}((\mathbb{C}^4)^*) = \text{Gr}(3, \mathbb{C}^4)$ , and an  $\alpha$ -surface  $\alpha \in Z^*$  is the set  $\{x \in \text{Gr}(2, \mathbb{C}^4) \mid x \subset \alpha \subset \mathbb{C}^4\} \subset \mathbf{M}$ . A null-geodesic  $\gamma$  is then determined by a pair of *incident*  $\alpha$ -, resp.  $\beta$ -surface  $\beta \subset \alpha \subset \mathbb{C}^4$ :

$$\gamma = \{x \in \text{Gr}(2, \mathbb{C}^4) \mid \beta \subset x \subset \alpha\}.$$

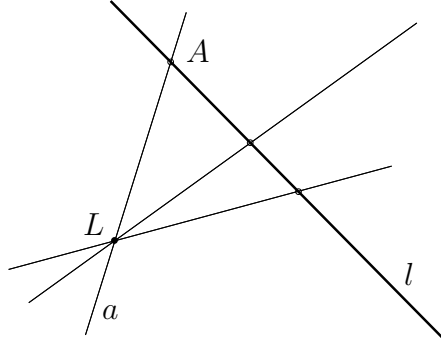
$\alpha$ -surfaces and  $\beta$ -surfaces are diffeomorphic to  $\mathbb{C}\mathbb{P}^2$ , null-geodesics to  $\mathbb{C}\mathbb{P}^1$ , and the ambitwistor space  $B$  is the “partial flag” manifold

$$B = \{(\alpha, \beta) \in (\mathbb{C}\mathbb{P}^3)^* \times \mathbb{C}\mathbb{P}^3 \mid \beta \subset \alpha\}.$$

The flag manifold, of dimension 7, is isomorphic to total space of the projective cone bundle over  $\mathbf{M}$ ,  $\mathbb{P}(C)$ .

8.2.  $\mathbb{C}\mathbb{P}^2$ . Another example is when  $Z$  is the twistor space of the real Riemannian manifold  $\mathbb{C}\mathbb{P}^2$ , with the Fubini-Study metric. Then  $Z$  is the manifold of flags in  $E = \mathbb{C}^3$ ,  $\mathcal{F} := \{(L, l) \in \mathbb{P}(E) \times \mathbb{P}(E)^* | L \subset l\}$ , ( $\mathbb{P}(E)$ , resp.  $\mathbb{P}(E)^*$  are viewed as the space of lines, resp. 2-planes, in  $E$ ) [1]. A projective line  $Z_x$  in  $Z$  is a set

$$Z_x = \{(L, l) \in \mathcal{F} | L \subset a^x, A^x \subset l\},$$



where  $(A^x, a^x)$  belongs to  $\mathbb{P}(E) \times \mathbb{P}(E)^* \setminus \mathcal{F}$ , which is, therefore, the space  $\mathbf{M}$  of such lines, and a conformal self-dual 4-manifold. It can be naturally compactified within the space of analytic cycles of  $Z$  to  $\overline{\mathbf{M}} = \mathbb{P}(E) \times \mathbb{P}(E)^*$ , which is obviously a smooth manifold, but it carries no global conformal structure, as its canonical bundle has no square root. This means that the conformal structure on  $\overline{\mathbf{M}}$  is smooth on  $\mathbf{M}$ , and *singular* on  $\mathcal{F} = \overline{\mathbf{M}} \setminus \mathbf{M}$ . The cycles of  $Z$  corresponding to a point  $\bar{x} = (A, a)$  in this subset are pairs of complex projective lines in  $Z$ :

$$Z_{\bar{x}} = \{(A, l) \in Z = \mathcal{F}\} \cup \{(L, a) \in Z = \mathcal{F}\}.$$

A  $\beta$ -surface in  $\mathbf{M}$ , corresponding to a point  $\beta = (L, l) \in Z$ , is the set

$$\beta = \{(A, a) \in \mathbb{P}(E) \times \mathbb{P}(E)^* | A \subset l, L \subset a, A \neq L, a \neq l\},$$

and can be naturally compactified to

$$\bar{\beta} = \{(A, l^\beta) \in \mathcal{F}\} \times \{(L^\beta, a) \in \mathcal{F}\} \simeq \mathbb{C}\mathbb{P}^1 \times \mathbb{C}\mathbb{P}^1.$$

8.3. **The tangent space to  $\mathcal{F}$ .** In order to describe the null-geodesics of  $\mathbf{M}$  as 2-planes in  $Z$ , we study first the tangent space of  $Z = \mathcal{F}$  at  $\beta = (L, l)$ :

A vector in  $T_{(L, l)}\mathcal{F}$  is a pair of vectors  $(V, v)$ , with  $V \in T_L\mathbb{P}(E)$  and  $v \in T_l\mathbb{P}(E)^*$ , which satisfy a linear condition (as  $\mathcal{F} \subset \mathbb{P}(E) \times \mathbb{P}(E)^*$ ). Actually, there is a duality between  $\mathbb{P}(E)^*$ , the Grassmannian of 2-planes in  $E$ , and  $\mathbb{P}(E)$ , the projective space of  $E^* := \text{Hom}(E, \mathbb{C})$ , and an analogous one between  $\mathbb{P}(E)$  and  $\mathbb{P}(E^*)^*$ :

$$\begin{aligned} \mathbb{P}(E)^* \ni l &\xrightarrow{\simeq} l^\circ \in \mathbb{P}(E^*) \\ \mathbb{P}(E) \ni L &\xrightarrow{\simeq} L^\circ \in \mathbb{P}(E^*)^*. \end{aligned}$$

Then, the flag manifold  $\mathcal{F}$  is defined, as a submanifold of  $\mathbb{P}(E) \times \mathbb{P}(E)^*$ , by the equation

$$y(Y) = 0, \quad \forall y \in l^\circ, \forall Y \in L.$$

The vector  $V \in T_L\mathbb{P}(E)$  is a homomorphism in  $\text{Hom}(L, E/L)$ . By duality,  $v \simeq v^0 \in \text{Hom}(l^o, E^*/l^o)$ . Then the vector  $(V, v) \in T_{(L,l)}\mathbb{P}(E) \times \mathbb{P}(E)^*$  lies in  $\mathcal{F}$  iff:

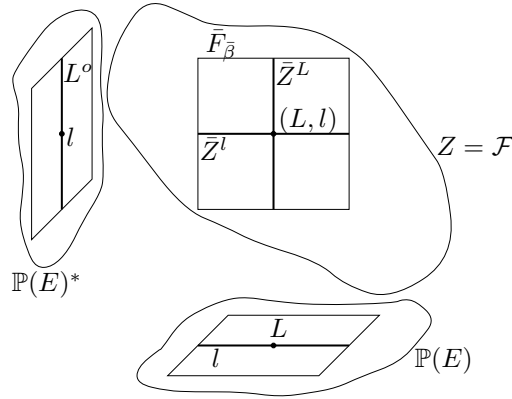
$$(33) \quad v^o(y^o)(Y) + y^o(V(Y)) = 0, \quad \forall Y \in L, \forall y^o \in l^o,$$

or, equivalently,

$$(34) \quad v|_L = \pi_l \circ V,$$

where  $\pi_l : E/L \rightarrow E/l$  is the projection (as  $L \subset l$ ).

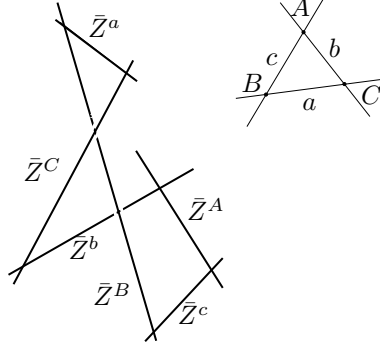
The geometry of  $\mathcal{F}$ , as a subset of  $\mathbb{P}(E) \times \mathbb{P}(E)^*$ , can be described in the following figure:



**8.4. The 2-planes in  $\mathcal{F}$ .** Let us consider now a 2-plane  $F$  in  $T_{(L,l)}\mathcal{F}$ , and the cycles (corresponding to points in  $\overline{\mathbf{M}}$ ) tangent to it. We have three cases:

1.  $F = \overline{F}_\beta$  is the “degenerate” 2-plane tangent to the 2 special curves  $\overline{Z}_L, \overline{Z}_l$  whose union is the special cycle  $\overline{F}(L, l)$  corresponding to  $(L, l) \in \overline{\mathbf{M}} \setminus \mathbf{M}$ . There are no projective lines  $Z_x, x \in \mathbf{M}$ , tangent to it; only the special cycles  $\overline{Z}_{(L,a)}, L \subset a$  and  $\overline{Z}_{(A,l)}, A \subset l$  are tangent to  $\overline{F}(L, l)$ , actually only to the two privileged directions of  $\overline{Z}_L$ , resp.  $\overline{Z}_l$ .

**Remark.** The special curves  $\overline{Z}_L, \overline{Z}_l$  have trivial normal bundle, being fibers of the projections from  $\mathcal{F}$  to  $\mathbb{P}(E)$ , resp.  $\mathbb{P}(E)^*$ , so these special curves form two complete families of analytic cycles in  $\mathcal{F}$ , isomorphic to  $\mathbb{P}(E)$ , resp.  $\mathbb{P}(E)^*$ . Two such curves are incident iff they are of different types ( $\overline{Z}_L$  is of type  $E$ ,  $\overline{Z}_l$  is of type  $E^*$ ), so they can only form “polygons” with an even number of edges. But there are no quadrilaterals, as one can easily check, using the fact that  $\overline{Z}_L$  and  $\overline{Z}_l$  are incident iff  $L \subset l$ , thus iff  $l$  is a line in  $\mathbb{P}(E)$  containing  $L$ . But there are hexagons, corresponding to the 3 vertices and 3 sides of a triangle in  $\mathbb{P}(E) \simeq \mathbb{C}\mathbb{P}^2$ :



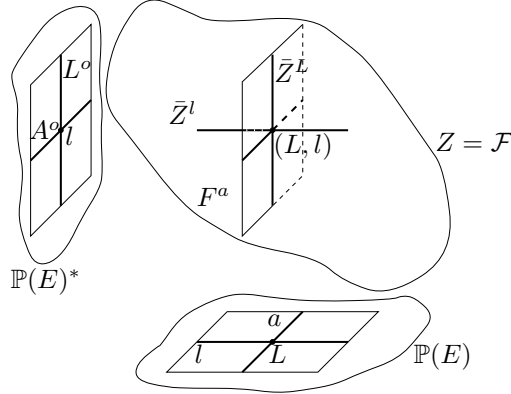
The hexagon above is not “flat”, i.e. there is no canonical submanifold of  $\mathcal{F}$  containing it. This, and the fact that there are no quadrilaterals made of  $\bar{Z}$ -type curves, is just a consequence of the fact that the distribution  $\bar{F}$  on  $Z = \mathcal{F}$  is *non integrable*; in fact it is the holomorphic *contact structure* induced by the Fubini-Study *Einstein metric* on  $\mathbb{C}\mathbb{P}^2$ , [2], see also Section 8.6.

**2.**  $F = F^a$ , for  $a \supset L$ ,  $a \neq l$ . This is a 2-plane that is tangent to only one of the special curves  $\bar{Z}_L$ . The projective lines tangent to  $F^a$  at  $\beta = (L, l)$  are  $Z_{(A,a)}$ ,  $\forall A \subset l$ ,  $A \neq L$ , hence the corresponding null-geodesic is

$$(35) \quad \gamma^a = \{(A, a) \in \mathbb{P}(E) \times \mathbb{P}(E)^* \mid A \subset l, A \neq l\},$$

thus it is diffeomorphic to  $\mathbb{C}$ , and its closure is

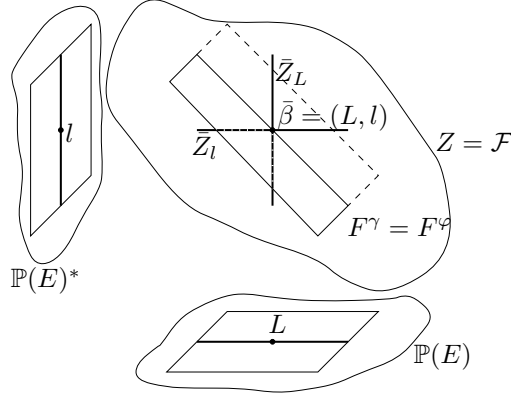
$$\bar{\gamma}^a = \{(A, a) \in \mathbb{P}(E) \times \mathbb{P}(E)^* \mid A \subset l\} \simeq \mathbb{C}\mathbb{P}^1.$$



**Remark.** The “limit” curve is  $\bar{Z}_{(L,a)}$ , so it is non-singular at  $(L, l)$ . Actually, the points of  $Z_{(A,a)}$  close to  $(L, l)$  converge, when  $A \rightarrow L$ , to some points in  $\bar{Z}_L$ , which is tangent to  $F^a$ . We can, then, apply the same method as in Theorem 2 to conclude that the integral  $\alpha$ -cone associated to  $F^a$  is a smooth manifold *around*  $(L, l)$ , thus, from Theorem 1, the Weyl tensor  $W^+$  of  $\mathbf{M}$  vanishes on the  $\beta$ -planes generated, along  $\gamma^a$ , by its own direction. We will see that the vanishing of  $W^+$  on these  $\alpha$ -planes leads to the existence of some  $\alpha$ -surfaces, see below. Of course, the deformation argument in Theorem 2 does not hold in the present case, as the normal bundle of  $\bar{Z}_L$  is trivial, thus different from the one of the rest of the rational curves  $Z_{(A,a)}$  (as we will see below, generic 2-planes through  $(L, l)$  do not admit projective lines tangent to all their directions).

2'. We have a similar situation for planes  $F = F^A$  —  $A \subset l$ ,  $A \neq L$  — tangent to the other special curve  $\bar{Z}_l$ .

3.  $F = F^\varphi$ , where  $\varphi : \mathbb{P}(l) \rightarrow \mathbb{P}(L^\circ)$  is a projective diffeomorphism such that  $\varphi(L) = l^\circ$ . Indeed, the tangent spaces  $T_L\mathbb{P}(E)$  and  $T_l\mathbb{P}(E)^*$  are isomorphic to  $\text{Hom}(L^\circ, E^*/L^\circ)$ , resp. to  $\text{Hom}(l, E/l)$ , and a generic 2-plane  $F$  in  $T_{(L,l)}\mathcal{F}$  is the graph of a linear isomorphism  $\phi : T_L\mathbb{P}(E) \rightarrow T_l\mathbb{P}(E)^*$  satisfying a linear condition (33) or (34). Actually, the graph is determined by the projective application  $\varphi$  induced by  $\phi$  from  $\mathbb{P}(T_L\mathbb{P}(E)) \simeq \mathbb{P}(L^\circ)$  to  $\mathbb{P}(T_l\mathbb{P}(E)^*) \simeq \mathbb{P}(l)$ :



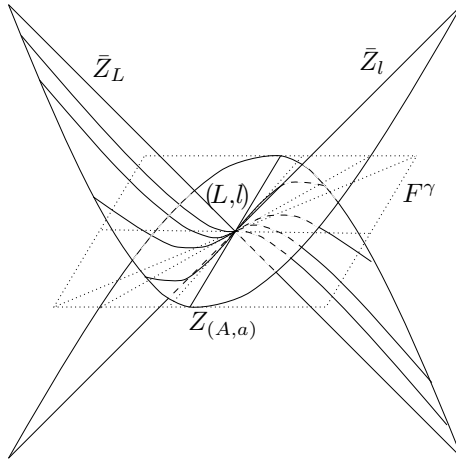
The condition  $\varphi(L) = l^\circ$  is implied by (34). The null-geodesic associated to the 2-plane  $F^\varphi$  is

$$(36) \quad \gamma^\varphi = \{(A, a) \in \mathbb{P}(E) \times \mathbb{P}(E)^* \setminus \mathcal{F} \mid A \subset l, a^\circ \subset L^\circ, a^\circ = \varphi(A)\},$$

and its closure in  $\bar{\mathbf{M}}$  is

$$(37) \quad \bar{\gamma}^\varphi = \{(A, a) \in \mathbb{P}(E) \times \mathbb{P}(E)^* \mid A \subset l, a^\circ \subset L^\circ\},$$

hence the “limit” point is  $(L, l) \in \bar{\mathbf{M}}$ , corresponding to the special cycle  $\bar{Z}_{(L,l)}$ , none of whose components is tangent to  $F^\varphi$ . The integral  $\alpha$ -cone associated to  $F^\varphi$  looks like suggested in the picture below:

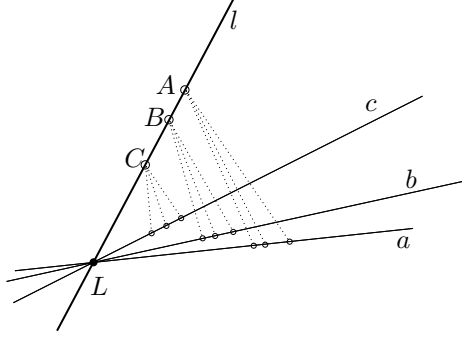


8.5. **The null-geodesics of the complexification of  $\mathbb{C}\mathbb{P}^2$ .** The application  $\varphi$  has the following interpretation in terms of projective geometry on  $\mathbb{C}\mathbb{P}^2 = \mathbb{P}(E)$ : a direction  $\mathbb{C}v$  in  $T_l\mathbb{P}(E)^*$  is identified to the point

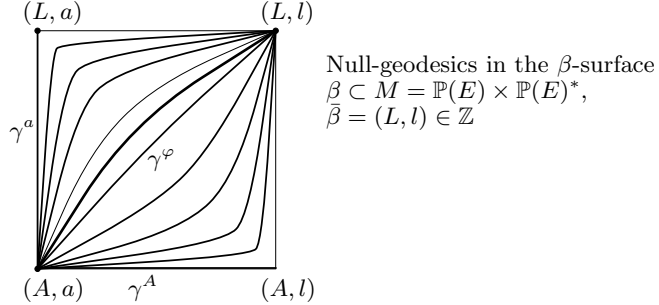
$\ker v \equiv A \in l/L \subset \mathbb{P}(E)$  and a direction  $\mathbb{C}V \subset T_L \mathbb{P}(E)$  is identified to a direction (thus a projective line  $a$ ) through  $L \in \mathbb{P}(E)$ .  $\varphi$  is, thus, a *homography* that associates to  $A \in l$  (we identify  $l$  with the projective line  $l/L \subset \mathbb{P}(E)$ ) the line  $a \ni L$ . As  $\varphi(L) = l$ , we have, then, that three points  $(A, a), (B, b), (C, c) \in \beta^{(L, l)}$  belong to the same null-geodesic iff

$$(38) \quad (A, B : C, L) = (a, b : c, l),$$

i.e. the cross-ratio of the points  $A, B, C, L \in l$  equals the cross-ratio of the lines  $a, b, c, l$  through  $L$  (the dotted lines, and their intersections with the lines  $a, b, c$  are the points in the integral  $\alpha$ -cone):



We can now describe the null-geodesics passing through a point  $(A, a) \in \mathbf{M}$  and contained in a  $\beta$ -surface  $\beta^{(L, l)}$ , whose closure  $\bar{\beta}$  is isomorphic to  $\mathbb{C}\mathbb{P}^1 \times \mathbb{C}\mathbb{P}^1$ : they coincide with the rational curves in  $\bar{\beta}$ , containing  $(A, a)$ ; except the “horizontal” ( $\bar{\gamma}^A$ ) and “vertical” ( $\bar{\gamma}^a$ ) ones, all these curves contain  $(L, l)$ :



We remark that, in the usual affine coordinates on  $\beta \simeq (\mathbb{C}\mathbb{P}^1 \setminus \{L\}) \times (\mathbb{C}\mathbb{P}^1 \setminus \{l\}) \simeq \mathbb{C}^2$ , these null-geodesics are the affine lines containing  $(A, a)$ , thus the *projective structure* on  $\beta$  is (locally) isomorphic to a flat affine structure. We have seen, in Section 6 (Corollary 3), that this is true for all  $\beta$ -surfaces of a self-dual manifold.

**8.6. The conformal structure of the complexification of  $\mathbb{C}\mathbb{P}^2$ .** Let us study now the conformal structure of  $\mathbf{M} = \mathbb{P}(E) \times \mathbb{P}(E)^* \setminus \mathcal{F}$  directly; actually  $\mathbf{M}$  has a complex metric  $g$ . Let  $(A, a) \in \mathbf{M}$ , then  $A$  is transverse to  $a$ , thus we have the isomorphisms  $E/a \simeq A$  and  $E/A \simeq a$ . Then, a vector  $(V, v) \in T_{(A, a)} \mathbf{M}$  is identified to a pair of homomorphisms  $V : A \rightarrow a$  and  $v : a \rightarrow A$ . Then the metric  $g$  is given by

$$(39) \quad g((V, v), (W, w)) := \text{tr}(v \circ W + w \circ V), \forall (V, v), (W, w) \in T_{(A, a)} \mathbf{M}.$$

**Remark. (The real part).** Let  $h$  be a hermitian metric on  $E$ . Then we have a real-analytic embedding of  $\mathbf{M}_0 \simeq \mathbb{P}(E)$  into  $\mathbf{M}$ , given by:

$$\mathbb{P}(E) \ni A \longmapsto (A, A^\perp) \in \mathbb{P}(E) \times \mathbb{P}(E)^* \setminus \mathcal{F}.$$

A vector  $(V, v) \in T_{(A, A^\perp)}\mathbf{M}$  is tangent to  $\mathbf{M}_0$  iff

$$h(x, v(y)) + h(V(x), y) = 0, \quad \forall x \in A, \quad \forall y \in A^\perp.$$

Then one easily checks that  $g((V, v), (W, w)) = -2h(V, W)$ ,  $\forall (V, v), (W, w) \in T_{(A, A^\perp)}\mathbf{M}_0$ , hence, up to a constant, the restriction of  $g$  to  $\mathbf{M}_0 \simeq \mathbb{C}\mathbb{P}^2$  is the Fubini-Study metric of  $\mathbb{C}\mathbb{P}^2 \simeq S^5/S^1$ .

An isotropic vector in  $\mathbf{M}$  is  $(V, v) \in T_{(A, a)}\mathbf{M}$ , such that  $v \circ V = 0$ , viewed as an endomorphism of  $A$  (see above), or, equivalently, such that

$$(40) \quad \dim(A + V(A) \cap \ker v) > 0.$$

Let us see which is the limit of the isotropic cone in the points of  $\mathcal{F}$ : from the relation above, it follows that the isotropic cone in a point  $x \in \mathcal{F}$  is

$$C_x = \{(0, v) \in T_x\mathcal{F}\} \cup \{(V, 0) \in T_x\mathcal{F}\},$$

so the conformal structure of  $\mathbf{M}$  is *singular* at the “infinity”  $\mathcal{F}$ .

**Remark.** The situation  $\mathcal{F} \subset \mathbb{P}(E) \times \mathbb{P}(E)^*$  is very similar to the one treated in Section 7, see also [11]:  $\mathbb{P}(E) \times \mathbb{P}(E)^*$  has an Einstein self-dual metric  $g$ , singular at the “infinity”, and this Einstein structure yields a contact structure on the twistor space  $Z = \mathcal{F}$ ; the field of 2-planes determined by this contact structure corresponds to the “infinity”  $\mathcal{F} \subset \mathbb{P}(E) \times \mathbb{P}(E)^*$ . But these planes do not admit tangent rational curves, with normal bundle  $\mathcal{O}(1) \oplus \mathcal{O}(1)$ : the conformal structure does not extend to the “infinity” (which is, therefore, not a *conformal infinity*).

**8.7.  $\alpha$ -planes and  $\beta$ -planes.** We consider the isotropic planes in  $T_{(A, a)}\mathbf{M}$  ( $A \not\subset a$ ): For a fixed isotropic direction, represented by a generic vector  $(V, v) \in T_{(A, a)}\mathbf{M}$ , the line  $\ker v \subset a$  and the plane  $V(A) + A \supset A$  are fixed. The linear space of all vectors  $(W, w) \in T_{(A, a)}\mathbf{M}$  satisfying

$$W(A) \subset A + V(A); \quad w|_{\ker v} = 0$$

is isotropic and orthogonal to  $(V, v)$ : they form a  $\beta$ -plane. The  $\alpha$ -plane  $F^\alpha$  containing  $(V, v)$  corresponds to the isotropic vectors  $(W, w)$ , orthogonal to  $(V, v)$ , with  $\ker w \neq \ker v$ . As a plane transverse to all the  $\beta$ -planes (whose projection onto  $T_A\mathbb{P}(E)$  or  $T_a\mathbb{P}(E)^*$  is never injective),  $F^\alpha$  is determined by a linear isomorphism  $\varphi : T_A\mathbb{P}(E) \rightarrow T_a\mathbb{P}(E)^*$ , whose graph in  $T_{(A, a)}\mathbb{P}(E) \times \mathbb{P}(E)^*$  is  $F^\alpha$ ;  $\varphi$  induces the application  $\mathbb{P}\varphi : \mathbb{P}(a) \rightarrow \mathbb{P}(E/A)$  between the projective spaces of  $T_A\mathbb{P}(E)$ , resp.  $T_a\mathbb{P}(E)^*$ . The plane  $F^\alpha = F^\varphi$ , the graph of  $\varphi$ , is isotropic iff  $V \subset \mathbb{P}\varphi(V)$ ,  $\forall V \in \mathbb{P}(a)$ , i.e.  $\mathbb{P}\varphi$  is the homography that sends a point  $X$  in  $a$  into the projective line through  $A$  and  $X$ . We can extend  $\varphi$  to a projective isomorphism  $\varphi' : \mathbb{P}(\mathbb{C} \oplus T_A\mathbb{P}(E)) \rightarrow \mathbb{P}(\mathbb{C} \oplus T_a\mathbb{P}(E)^*)$ : for example,  $\mathbb{P}(\mathbb{C} \oplus T_A\mathbb{P}(E))$  contains  $T_A\mathbb{P}(E)$  as an affine open set. Then  $\varphi'$  is defined as follows:

$$\begin{aligned} \varphi'|_{T_A\mathbb{P}(E)} &:= \varphi \\ \varphi'|_{\mathbb{P}(T_A\mathbb{P}(E))} &:= \mathbb{P}\varphi. \end{aligned}$$

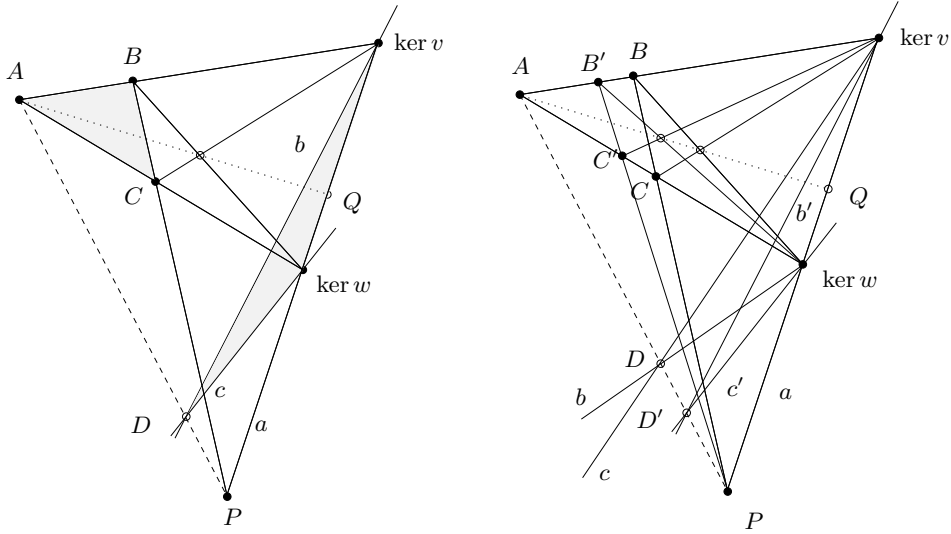
Actually  $\mathbb{P}(\mathbb{C} \oplus T_A\mathbb{P}(E)) \simeq \mathbb{P}(E)$  and  $\mathbb{P}(\mathbb{C} \oplus T_a\mathbb{P}(E)^*) \simeq \mathbb{P}(E)^*$ . We have then:

**Proposition 13.** *A generic  $\alpha$ -plane  $F^\alpha = F^\varphi$  in  $T_{(A,a)}\mathbf{M}$  is the graph of a linear isomorphism  $\varphi : T_A\mathbb{P}(E) \rightarrow T_a\mathbb{P}(E)^*$ , which is determined by a projective isomorphism*

$$\varphi' : \mathbb{P}(E) \rightarrow \mathbb{P}(E)^*,$$

such that  $\varphi'(A) = a$  and  $\varphi'(l) = l \cap a$ , for all  $l \supset A$ .

**8.8. Exponentials of  $\alpha$ -planes.** The exponential  $\exp(F^\varphi)$  has an interpretation in terms of projective geometry: Each direction  $\mathbb{C}(V, v) \subset F^\varphi$  is determined by the point  $\ker v$  in  $a \subset \mathbb{P}(E)$  and the line through  $A$  and  $\ker v$ , and a homography  $\phi^{(V,v)}$  from the points  $B$  of the projective line  $A + \ker v$  to the space of lines  $b$  through  $\ker v$  (see next picture and the convention below). As this homography is the restriction of  $\varphi'$  to the appropriate spaces, it follows that it is related to the homography  $\phi^{(W,w)}$ , where  $\mathbb{C}(W, w)$  is another direction in  $F^\varphi$ : the points  $D := b \cap c$ ,  $P := a \cap (B + C)$  and  $A$  are collinear:



Of course, this implies that  $P$  determines a homography  $\psi^P$  between the lines  $A + \ker v$  and  $A + \ker w$ , such that  $\psi^P(A) = A$  and  $\psi^P(\ker v) = \ker w$ . Then, for any other points  $B' \in (A + \ker v)$ ,  $C' = \psi^P(B) \in (A + \ker w)$ , the lines  $b' = \phi^{(V,v)}(B')$ ,  $c' = \phi^{(W,w)}(C')$  intersect on the line  $(A + P)$  (see the right hand side of the picture above).

**Convention.** In the framework of plane projective geometry, we identify a point in  $\mathbb{P}(E)^*$  with a line in  $\mathbb{P}(E)$  (we note, for example  $\ker v \in a$ ). The lines determined by the distinct points  $B$  and  $C$  will be denoted by  $(B + C)$  (thus  $B, C \in (B + C)$ ).

The null-geodesic tangent to  $(V, v)$  at  $(A, a)$  is the set  $\{(B, b) | B \in (A + \ker v), b = \phi^{(V,v)}(B)\}$ , and the null-geodesic tangent to  $(W, w)$  is the analogous set of the pairs  $(C, c)$ . Thus

$$\begin{aligned} \exp_{(A,a)}(F^\varphi) &= \exp_{(A,a)}(F^\alpha) = \{(C, c) | C \in \mathbb{P}(E), C \neq A, \\ &c = ((C + A) \cap a) + ((A + P) \cap b^C)\} \cup \{(A, a)\}, \end{aligned}$$



where  $B^C := (A + \ker v) \cap (P + C)$ , and  $b^C := \phi^{(V,v)}(B^C)$ , as in the picture above (where  $B = B^C$ ,  $b = b^C$ ). This gives the exponential of the  $\alpha$ -plane determined by the isotropic vector  $(V, v)$ . We remark that the point  $(A, a)$  has a privileged position in  $\exp_{(A,a)}(F^\alpha)$ :  $(a \cap b) \in (A + B) \forall (B, b) \in \exp_{(A,a)}(F^\alpha)$ ; on the other hand  $(b \cap c) \notin (B + C)$  in general (see the picture above), which means that the points  $(B, b)$  and  $(C, c)$  are not *null-separated* (i.e. they do not belong to the same null-geodesic). That means that  $\exp_{(A,a)}(F^\alpha)$  is not totally isotropic, thus there is no  $\alpha$ -surface tangent to a generic  $\alpha$ -plane; not surprising as the corresponding  $\alpha$ -cone is not flat (see Section 8.4).

But there are  $\alpha$ -surfaces tangent to the two  $\alpha$ -planes  $\{(V, 0) | V \in T_A\mathbb{P}(E)\}$  and  $\{(0, v) | v \in T_a\mathbb{P}(E)^*\}$ : the “slices”  $\{A\} \times \mathbb{P}(E)^*$  and  $\mathbb{P}(E) \times \{a\}$ . (It is easy to see that these planes are isotropic, and that they are not  $\beta$ -planes, as these project on *lines* in  $T_A\mathbb{P}(E)$ , resp.  $T_a\mathbb{P}(E)^*$ .)

Thus  $\mathbf{M} = \mathbb{P}(E) \times \mathbb{P}(E)^* \setminus \mathcal{F}$  is a conformal self-dual manifold, not anti-self-dual, that admits  $\alpha$ -surfaces passing through any point.

## REFERENCES

- [1] M.F. Atiyah, N.J. Hitchin, I.M. Singer, *Self-duality in four-dimensional Riemannian geometry*, Proceedings of the Royal Society of London, Series A **362** (1978), 425-461.
- [2] A.L. Besse, *Einstein manifolds*, Die Ergebnisse der Mathematik **10**, Springer Verlag (1987).
- [3] F. Campana, *On twistor spaces of the class C*, J. Diff. Geom. **33** (1991), 541-549.
- [4] P. Gauduchon, *Connexion canonique et structures de Weyl en géométrie conforme*, Preprint, juin 1990.
- [5] N.J. Hitchin, *Complex manifolds and Einstein's equations*, in *Twistor Geometry and Non-linear Systems*, Lecture Notes in Mathematics **970** (1982) Springer-Verlag, 73-99.
- [6] B. Klingler, *Structures projectives sur les surfaces complexes*
- [7] S. Kobayashi, K. Nomizu, *Foundations of Differential Geometry I*, Interscience, John Wiley (1963).
- [8] S. Kobayashi, T. Ochiai, *Holomorphic projective structures on compact complex surfaces*, Math. Annalen, **249** (1980), 75-94.
- [9] K. Kodaira, *A theorem of completeness of characteristic systems for analytic families of compact submanifolds of complex manifolds*, Ann. Math., II Ser., **75** (1962), 146-162.
- [10] K. Kodaira, *On compact complex analytic spaces I*, Ann. Math. **71** (1960), 111-152; II, *ibid.* **77** (1963), 563-626; III, *ibid.* **78** (1963), 1-40.
- [11] C.R. LeBrun,  *$\mathcal{H}$ -Space with a cosmological constant*, Proceedings of the Royal Society of London, Series A **380** (1982), 171-185.
- [12] C.R. LeBrun, *Twistors, Ambitwistors, and Conformal Gravity*, in *Twistors in mathematics and physics*, London Math. Soc. Lecture Note Ser., **156** (1990), Cambridge Univ. Press, Cambridge, 71-86.
- [13] C.R. LeBrun, *Foliated CR Manifolds*, Journal of Differential Geometry **22** (1985), 81-96.
- [14] C.R. LeBrun, *Spaces of Complex Null Geodesics in Complex-Riemannian Geometry*, Trans. Am. Math. Soc. **278** (1983), 209-231.
- [15] R. Penrose, *The Structure of Space-Time*, in *Battelle Rencontres* (ed. C. DeWitt & J. Wheeler), New York: Benjamin (1968), 121-235.
- [16] R. Penrose, *Nonlinear Gravitons and Curved Twistor Theory*, General Relativity and Gravitation **7** (1976), 31-52.
- [17] S. Salamon, *Topics in four-dimensional Riemannian geometry*, in *Geometry Seminar “Luigi Bianchi”*, Lecture Notes in Mathematics **1022** (1982) Springer-Verlag, 36-124.

- [18] I.M. Singer, J.A. Thorpe, *The curvature of 4-dimensional Einstein spaces*, in *Global Analysis, in honor of Kodaira*, Princeton Math. Series **29** (1969), Princeton Univ. Press, 355-365.
- [19] T.Y. Thomas, *A projective theory of affinely connected manifolds*, Math. Zeit. **25** (1926), 723-733.
- [20] J.H.C. Whitehead, *Convex regions in the geometry of paths*, Quart. J. Math. **3** (1932), 33-42.
- [21] Y.-G. Ye, *Extremal rays and null geodesics on a complex manifold*, Internat. J. Math. **5** (1994), 141-168.

CENTRE DE MATHÉMATIQUES

UMR 7640 CNRS

ECOLE POLYTECHNIQUE

91128 PALAISEAU CEDEX

FRANCE

e-mail: [belgun@math.polytechnique.fr](mailto:belgun@math.polytechnique.fr)