

# ELEVENTH-ORDER CALCULATION OF GREEN'S FUNCTIONS IN THE ISING LIMIT FOR ARBITRARY SPACE-TIME DIMENSION $D$

Carl M. Bender

Department of Physics

Washington University

St. Louis, MO 63130

and

Stefan Boettcher

Department of Physics

Brookhaven National Laboratory

Upton, NY 11973

## ABSTRACT

This paper extends an earlier high-temperature lattice calculation of the renormalized Green's functions of a  $D$ -dimensional Euclidean scalar quantum field theory in the Ising limit. The previous calculation included all graphs through sixth order. Here, we present the results of an eleventh-order calculation. The extrapolation to the continuum limit in the previous calculation was rather clumsy and did not appear to converge when  $D > 2$ . Here, we present an improved extrapolation which gives uniformly good results for all real values of the dimension between  $D = 0$  and  $D = 4$ . We find that the four-point Green's function has the value  $0.62 \pm 0.007$  when  $D = 2$  and  $0.98 \pm 0.01$  when  $D = 3$  and that the six-point Green's function has the value  $0.96 \pm 0.03$  when  $D = 2$  and  $1.2 \pm 0.2$  when  $D = 3$ .

---

PACS numbers: 11.10.Ef, 11.10.Jj, 11.10.Np

There have been many attempts to calculate the coefficients in the effective potential of a Euclidean scalar quantum field theory in the Ising limit. These coefficients are just the dimensionless renormalized  $2n$ -point Green's functions evaluated at zero momentum. Techniques that have been used to determine these Green's functions include high-temperature lattice expansions, Monte Carlo methods, and epsilon expansions. For the case  $D = 3$  a complete list of references is given in a recent paper by Tsypin.<sup>1</sup>

In a series of papers<sup>2,3</sup> high-temperature lattice techniques were used to obtain the dependence of the Green's functions upon the Euclidean space-time dimension  $D$  for  $D$  ranging continuously between 0 and 4. In this work a strong-coupling calculation to sixth order was performed analytically on a hypercubic lattice in  $D$  dimensions and Padé extrapolation techniques were invented to obtain the continuum limit.<sup>4</sup> The current paper is an addendum to the work in Refs. 2 and 3. Here, we extend the strong-coupling calculation to eleventh order. Furthermore, we use an improved Padé extrapolation method that relies on information taken from the results of a large- $N$  calculation and our recent studies of dimensional expansions for quantum field theory.<sup>5,6,7</sup>

Our strong-coupling lattice calculations are identical to those described in Ref. 2 except that the graphs were generated using a FORTRAN program and evaluated analytically using MACSYMA. The eleventh-order calculation involves several hundred times as many graphs as the sixth-order calculation. We have verified the accuracy of our expansions for the specific cases of  $D = 2$ ,  $D = 3$ , and  $D = 4$  dimensions by comparing them with previous calculations<sup>8</sup>.

The lattice series for the renormalized four-point and six-point Green's functions are as follows:

$$\begin{aligned}
\gamma_4 = \frac{y^{-D/2}}{12} & \left[ 1 + 4 D y + (4 D^2 - 10 D) y^2 + 16 D y^3 + (30 D - 80 D^2) y^4 \right. \\
& + (256 D^3 + 104 D^2 - 192 D) y^5 \\
& + (-704 D^4 - 1736 D^3 + 2508 D^2 - 656 D) y^6 \\
& + (1792 D^5 + 10432 D^4 - 11232 D^3 - 3872 D^2 + 4992 D) y^7 \\
& + (-4352 D^6 - 45600 D^5 + 11456 D^4 + 123672 D^3 \\
& \quad - 128440 D^2 + 35542 D) y^8 \\
& + (10240 D^7 + 168320 D^6 + 181248 D^5 - 1052576 D^4 \\
& \quad + 2615584/3 D^3 + 76664 D^2 - 681472/3 D) y^9 \\
& + (-23552 D^8 - 558208 D^7 - 1630272 D^6 + 5391904 D^5 \\
& \quad - 1011536/3 D^4 - 10102936 D^3 + 29622092/3 D^2 - 2720752 D) y^{10} \\
& + (53248 D^9 + 1718272 D^8 + 9081856 D^7 - 18274816 D^6 \\
& \quad - 113682176/3 D^5 + 367432576/3 D^4 - 292976128/3 D^3 \\
& \quad \left. + 18425408/3 D^2 + 14757984 D) y^{11} + \dots \right] \tag{1}
\end{aligned}$$

and

$$\begin{aligned}
\gamma_6 = \frac{y^{-D}}{30} & \left[ 1 + 6 D y + (12 D^2 - 6 D) y^2 + (8 D^3 - 12 D^2 - 20 D) y^3 \right. \\
& + (48 D^2 + 48 D) y^4 + (-96 D^3 - 816 D^2 + 528 D) y^5 \\
& + (192 D^4 + 4640 D^3 - 2736 D^2 - 560 D) y^6 \\
& + (-384 D^5 - 18432 D^4 - 10800 D^3 + 46512 D^2 - 23040 D) y^7 \\
& + (768 D^6 + 61440 D^5 + 188352 D^4 - 510816 D^3 + 357324 D^2 - 72492 D) y^8 \\
& + (-1536 D^7 - 184576 D^6 - 1274880 D^5 + 2653440 D^4 \\
& \quad - 77496 D^3 - 2911496 D^2 + 1698240 D) y^9 \\
& + (3072 D^8 + 517632 D^7 + 6280704 D^6 - 6584832 D^5 - 27745840 D^4 \\
& \quad + 65401176 D^3 - 49332608 D^2 + 11853912 D) y^{10} \\
& + (-6144 D^9 - 1382400 D^8 - 25928448 D^7 - 13343232 D^6 + 286690784 D^5 \\
& \quad - 516057392 D^4 + 211594432 D^3 + 210150872 D^2 - 153291336 D) y^{11} + \dots \left. \right], \tag{2}
\end{aligned}$$

where  $y = (Ma)^{-2}$ ,  $a$  is the lattice spacing, and  $M$  is the renormalized mass, which is obtained from the two-point function as explained in Ref. 2.

The quantity  $\sqrt{y}$  is the dimensionless correlation length. The continuum limit  $a \rightarrow 0$  corresponds to infinite correlation length. To obtain the continuum Green's functions it is necessary to extrapolate the formulas in (1) and (2) to their values at  $y = \infty$ . Direct extrapolation to the continuum limit of either series in (1) or (2) leads to a sequence of extrapolants that becomes badly behaved when  $D$  increases beyond 2; we find that extrapolations as functions of  $D$  do not converge to a limiting curve (see Figs. 1 and 2). However, for  $D$  near 0 these extrapolants are well behaved and converge rapidly to the known exact values<sup>2</sup>  $\gamma_4 = 1/4$  and  $\gamma_6 = 1/4$  at  $D = 1$ .

To improve our extrapolation we make the following observation. We consider a scalar field theory having an  $O(N)$  symmetry. The model we have studied above corresponds to the case  $N = 1$ . In the limit  $N \rightarrow \infty$  one can solve for the Green's functions exactly. We obtain the following lattice results:

$$N\gamma_4^{(N=\infty)} = \frac{y^{-D/2}}{4 \int_0^\infty dt t e^{-t} [e^{-2ty} I_0(2ty)]^D} \quad (3)$$

and

$$N^2\gamma_6^{(N=\infty)} = \frac{y^{-D} \int_0^\infty dt t^2 e^{-t} [e^{-2ty} I_0(2ty)]^D}{12 \left( \int_0^\infty dt t e^{-t} [e^{-2ty} I_0(2ty)]^D \right)^3}, \quad (4)$$

where we have summed over the external indices. In the continuum limit  $y \rightarrow \infty$  we have

$$N\gamma_4^{(N=\infty)} = \frac{(4\pi)^{D/2}}{4 \Gamma(2 - D/2)} \quad (5)$$

and

$$N^2\gamma_6^{(N=\infty)} = \frac{(4\pi)^D \Gamma(3 - D/2)}{12 [\Gamma(2 - D/2)]^3}, \quad (6)$$

where  $D$  lies in the range  $0 \leq D \leq 4$ . Each of these functions rises from its value at  $D = 0$ , attains a maximum, and falls to 0 at  $D = 4$ .

Under the assumption that the Green's functions for  $N = 1$  vanish at  $D = 4$  like those in (5) and (6) we can extract such a behavior from the series (1) and (2) by performing a Borel summation as follows. Consider the lattice series in (1) for  $\gamma_4$ . This series has the general form

$$\gamma_4 = \frac{y^{-D/2}}{12} \sum_{k=0}^{\infty} P_k(D) y^k, \quad (7)$$

where  $P_k(D)$  are polynomials of maximum degree  $k$ . One can read off the first eleven polynomials  $P_k(D)$  from (1). We can rewrite (7) as

$$\frac{1}{12\gamma_4} = y^{D/2} \sum_{k=0}^{\infty} Q_k(D) y^k, \quad (8)$$

where  $Q_k(D)$  is another polynomial in  $D$ . Next, we insert the identity

$$1 = \frac{1}{(k+1)!} \int_0^{\infty} dt t^{k+1} e^{-t} \quad (9)$$

for each term in the sum. This converts (8) to the form

$$\frac{1}{12\gamma_4} = \int_0^{\infty} dt t^{1-D/2} e^{-t} f(yt), \quad (10)$$

where we define

$$\begin{aligned} f(x) &= x^{D/2} \sum_{k=0}^{\infty} \frac{Q_k(D) x^k}{(k+1)!} \\ &= \left( x \sum_{k=0}^{\infty} R_k(D) x^k \right)^{D/2}, \end{aligned} \quad (11)$$

where again  $R_k(D)$  are polynomials in  $D$ .

We now take the continuum limit of the expression (10). Assuming that  $f(\infty)$  exists in the limit  $y \rightarrow \infty$  so that (10) separates into a product of two terms, we have

$$\gamma_4 = \frac{1}{12 \Gamma(2 - D/2) f(\infty)}. \quad (12)$$

Thus, we have forced the continuum limit of the four-point function to take the form of the large- $N$  result in (5) apart from  $f(\infty)$ , which is a smoothly varying function of  $D$ .

There is an immediate indication that the Borel summation leading to (12) has a significant impact. We find that the polynomials  $R_k(D)$  in (11) are significantly simpler than the original polynomials  $P_k(D)$  in (7); the polynomials  $R_k(D)$  have maximum degree  $[k/2] - 1$ , about half the degree of the polynomials  $P_k(D)$ . The polynomials  $R_k(D)$ ,  $k = 0, 1, 2, \dots, 11$ , are as follows:

$$\begin{aligned}
R_0(D) &= 1, \\
R_1(D) &= -2, \\
R_2(D) &= 11/3, \\
R_3(D) &= -16/3, \\
R_4(D) &= -\frac{7}{45}D + \frac{233}{36}, \\
R_5(D) &= \frac{2}{3}D - \frac{125}{18}, \\
R_6(D) &= \frac{73}{2835}D^2 - \frac{1346}{945}D + \frac{76691}{11340}, \\
R_7(D) &= -\frac{221}{1134}D^2 + \frac{2713}{1260}D - \frac{16939}{2835}, \\
R_8(D) &= -\frac{13}{8100}D^3 + \frac{98323}{170100}D^2 - \frac{8837}{3240}D + \frac{2627137}{544320}, \\
R_9(D) &= \frac{163}{3150}D^3 - \frac{14699}{14175}D^2 + \frac{17111}{5670}D - \frac{235681}{64800}, \\
R_{10}(D) &= -\frac{457}{267300}D^4 - \frac{1338257}{5613300}D^3 + \frac{2015579}{1403325}D^2 - \frac{9257497}{3207600}D + \frac{230357209}{89812800}, \\
R_{11}(D) &= -\frac{611}{69300}D^4 + \frac{6066953}{11226600}D^3 - \frac{3923681}{2245320}D^2 + \frac{110092603}{44906400}D - \frac{75132389}{44906400}.
\end{aligned} \tag{13}$$

The resummation of the lattice series as performed above reduces the problem of extracting the continuum limit to finding the value of  $f(\infty)$ . This is done using the same

Padé techniques as were used in Ref. 2. If we perform this numerical calculation we obtain a sequence of approximants, one for each new order in perturbation theory. The first eleven such approximants for  $\gamma_4$  in (12) are plotted in Fig. 3. Each approximant is a continuous function of  $D$  for  $0 \leq D \leq 4$ . Note that the approximants are smooth and well behaved; the sequence is monotone increasing and appears to converge uniformly to a limiting curve. The dotted line on Fig. 3 is an extrapolation of these approximants to this limiting curve obtained using Richardson extrapolation.<sup>9</sup>

There are a number of ways to assess the accuracy of the limiting curve. First, one can Taylor expand this limiting curve about  $D = 0$  as a series in powers of  $D$ . This Taylor series has the form

$$\gamma_4^{\text{limiting curve}}(D) = \frac{1}{12}(1 + 1.18 D + 0.64 D^2 + 0.19 D^3 + 0.03 D^4 + \dots). \quad (14)$$

We may then compare this Taylor series with that recently obtained<sup>7</sup> using dimensional expansion methods:

$$\gamma_4^{\text{dimensional expansion}}(D) = \frac{1}{12}(1 + 1.18 D + 0.62 D^2 + 0.18 D^3 + 0.03 D^4 + \dots). \quad (15)$$

Note that the coefficients of these two series are almost identical. Second, we can examine the limiting curve at  $D = 1$ , for which the exact value  $\gamma_4 = 1/4$  is known. At this value of  $D$  the limiting curve has the value 0.2526 so it is slightly high by about 1%.

In Figs. 4 and 5 we demonstrate how we obtain the limiting curve for the cases  $D = 2$  and  $D = 3$ . We have plotted the  $n$ th-order Richardson extrapolants for the approximants in Fig. 3 for  $n = 1, 2, \dots, 5$  versus the inverse order of the approximants. We then determine where each of these extrapolants crosses the vertical axis (each intersection is indicated by a horizontal bar). Finally, we extrapolate to the limiting value of these intersection points.

This procedure gives the value  $\gamma_4 = 0.620 \pm 0.007$  at  $D = 2$ , indicated in Fig. 4 by a fancy square. This result is to be compared with  $\gamma_4 = 0.6108 \pm 0.0025$  obtained by Baker and Kincaid<sup>10</sup>. Similarly, in Fig. 5 we find that the limiting curve gives  $\gamma_4 = 0.986 \pm 0.010$  at  $D = 3$ . This value compares reasonably well with previous results, as tabulated in Ref. 1. For example, Baker and Kincaid<sup>11</sup> obtain 0.98, Monte Carlo studies give results between 0.9 and 1, and renormalization group studies give results around 0.98. Note that the limiting curve in Fig. 3 has a maximum extremely close to  $D = 3$ ; numerically, the maximum occurs at  $D = 3.03$ .

The same procedure that was used to extrapolate (1) to the continuum and thereby to obtain a plot of  $\gamma_4$  as a function of  $D$  can be applied to (2). We perform a Borel summation of the series in (2) as follows. The lattice series in (2) for  $\gamma_6$  has the general form

$$\gamma_6 = \frac{y^{-D}}{30} \sum_{k=0}^{\infty} S_k(D) y^k, \quad (16)$$

where  $S_k(D)$  are polynomials of maximum degree  $k$ . One can read off the first eleven polynomials  $S_k(D)$  from (2). From the structure of  $\gamma_6^{(N=\infty)}$  in (4) we are motivated to rewrite (16) in the form

$$\frac{y^{D/2} \int_0^{\infty} dt t^2 e^{-t} [e^{-2ty} I_0(2ty)]^D}{30\gamma_6} = \left[ y^{D/2} \sum_{k=0}^{\infty} T_k(D) y^k \right]^3, \quad (17)$$

where  $T_k(D)$  is another polynomial in  $D$ . Again, we insert the identity (9) for each term in the sum in (17). This converts (17) to the form

$$\frac{y^{D/2} \int_0^{\infty} dt t^2 e^{-t} [e^{-2ty} I_0(2ty)]^D}{30\gamma_6} = \left[ \int_0^{\infty} dt t^{1-D/2} e^{-t} g(ty) \right]^3, \quad (18)$$



where we define

$$\begin{aligned}
g(x) &= x^{D/2} \sum_{k=0}^{\infty} \frac{T_k(D)x^k}{(k+1)!} \\
&= \left( x \sum_{k=0}^{\infty} U_k(D)x^k \right)^{D/2},
\end{aligned} \tag{19}$$

where  $U_k(D)$  are polynomials in  $D$  of degree  $[k/2] - 1$  similar in structure to those in (13).

Next, we take the continuum limit of the expression (18). Assuming that  $g(\infty)$  exists in the limit  $y \rightarrow \infty$  we find that (18) separates into a product of several terms and we have

$$\gamma_6 = \frac{(4\pi)^{-D/2} \Gamma(3 - D/2)}{30[\Gamma(2 - D/2) g(\infty)]^3}. \tag{20}$$

Thus, we have forced the continuum limit of the six-point function to take the form of the large- $N$  result given in (6) apart from  $g(\infty)$ , which is a function of  $D$ .

Again, the resummation of the lattice series reduces the problem of extracting the continuum limit to finding the value of  $g(\infty)$ . This is done using the same Padé techniques as were used in Ref. 2. We perform this numerical calculation and obtain a sequence of approximants, one for each new order in perturbation theory. The first eleven such approximants for  $\gamma_6$  in (20) are plotted in Fig. 6. Each approximant is a continuous function of  $D$  for  $0 \leq D \leq 4$ . As in Fig. 3 the approximants are smooth and well behaved; the sequence is monotone increasing and appears to converge uniformly to a limiting curve indicated in Fig. 6 by a dotted line. This limiting curve is again obtained using fifth-order Richardson extrapolation. The limiting curve at  $D = 1$  passes through the value  $\gamma_6 = 0.240$  which differs from the exact value  $\gamma_6 = 1/4$  by about 4%.

The limiting curve predicts that  $\gamma_6 = 0.96 \pm 0.04$  at  $D = 2$  and  $\gamma_6 = 1.2 \pm 0.1$  at  $D = 3$ . This value is lower than most previous results, as tabulated in Ref. 1, but it is

certainly larger than zero. By comparison, an epsilon expansion around  $D = 4$  gives<sup>1,12</sup>

$$\frac{\gamma_6}{(\gamma_4)^2} = 2\epsilon - \frac{20}{27}\epsilon^2 + 1.2759\epsilon^3 + \dots \quad (21)$$

This series appears to be divergent but a direct optimal truncation of the series after one term with  $\epsilon = 1$  gives the value  $\gamma_6 = 1.9 \pm 0.7$ . (Here, we have substituted the value  $\gamma_4 = 0.986$  given above.) However, if we perform a (1,1)-Padé summation of this series, which seems justified because of the alternating sign pattern, we obtain the smaller value  $\gamma_6 = 1.66 \pm 0.28$ , in better agreement with our predicted value.

Finally, we observe that the maxima of  $\gamma_{2i}$  as a function of  $D$  appear to follow a pattern. We observed already that  $\gamma_4$  has a maximum that is close to  $D = 3$ . Here, we find that the limiting curve for  $\gamma_6$  has a maximum at  $D = 2.66$  which is very close to  $8/3$ . An interesting conjecture is that in general the maximum might be located at  $D_{max} = \frac{2(i+1)}{i}$ , the value of  $D$  for which a  $\phi^{2i+2}$  theory becomes free.

We thank the U. S. Department of Energy for funding this research.

## REFERENCES

- <sup>1</sup> M. M. Tsypin, Aachen preprint PITHA 94/9 and hep-lat/9401034 and references therein.
- <sup>2</sup> C. M. Bender, F. Cooper, G. S. Guralnik, R. Roskies, and D. H. Sharp, Phys. Rev. Lett. **43**, 537 (1979).
- <sup>3</sup> C. M. Bender, F. Cooper, G. S. Guralnik, and D. H. Sharp, Phys. Rev. D **19**, 1865 (1979).
- <sup>4</sup> C. M. Bender, Los Alamos Science **2**, 76 (1981). See also R. J. Rivers, Phys. Rev. D **20**, 3425 (1979) and Phys. Rev. D **22**, 3135 (1980).
- <sup>5</sup> C. M. Bender, S. Boettcher, and L. N. Lipatov, Phys. Rev. Lett. **65**, 3674 (1992).
- <sup>6</sup> C. M. Bender, S. Boettcher, and L. N. Lipatov, Phys. Rev. D **46**, 5557 (1992).
- <sup>7</sup> C. M. Bender and S. Boettcher, Phys. Rev. D **48**, 4919 (1993).
- <sup>8</sup> M. Lüscher and P. Weisz, Nucl. Phys. **B300**, 325 (1988).
- <sup>9</sup> C. M. Bender and S. A. Orszag, *Advanced Mathematical Methods for Scientists and Engineers*, (McGraw-Hill, New York, 1978), pp. 375-376.
- <sup>10</sup> G. A. Baker in *Phase Transitions and Critical Phenomena*, Vol. 9, C. Domb and J. L. Lebowitz, eds. (Academic, London, 1984), pp. 233-311.
- <sup>11</sup> G. A. Baker and J. M. Kincaid, Phys. Rev. Lett. **42**, 1431 (1979).
- <sup>12</sup> J. Zinn-Justin, *Quantum Field Theory and Critical Phenomena*, (Clarendon, Oxford, 1989), Sect. 25.1.3.

## FIGURE CAPTIONS

Figure 1. The first  $k$  Padé approximants,  $k = 1, 2, \dots, 11$ , to the continuum limit of the four-point Green's function. These approximants are constructed from the lattice series in (1) using the Padé procedure explained in Ref. 2. Observe that the approximants are well behaved when  $D$  is near 0; in particular, they converge nicely to the exact value  $1/4$  at  $D = 1$  (indicated by a plus sign). However, when  $D$  increases beyond 2 the approximants become irregular and do not seem to converge to a limiting function of  $D$ . (Some of the approximants reach zero and terminate as  $D$  increases because they become complex.)

Figure 2. Same as in Fig. 1 except that we have plotted the first  $k$  approximants to the six-point Green's function for  $k = 1, 2, \dots, 11$ . Again, we find that the approximants converge to the exact value  $1/4$  at  $D = 1$  but that they are irregular for  $D > 2$ .

Figure 3. First eleven approximants to  $\gamma_4$  plotted as functions of  $D$  for  $0 \leq D \leq 4$  [see (12)]. The approximants form a monotone increasing sequence of curves; the labeling indicates the order. Note that the approximants are smooth curves that seem to be tending uniformly to a limiting curve. We have obtained this limiting curve (dotted curve) by means of fifth-order Richardson extrapolation<sup>9</sup>. The exact result  $\gamma_4 = 1/4$  at  $D = 1$  is indicated by a plus sign; the limiting curve passes within 1% of this point.

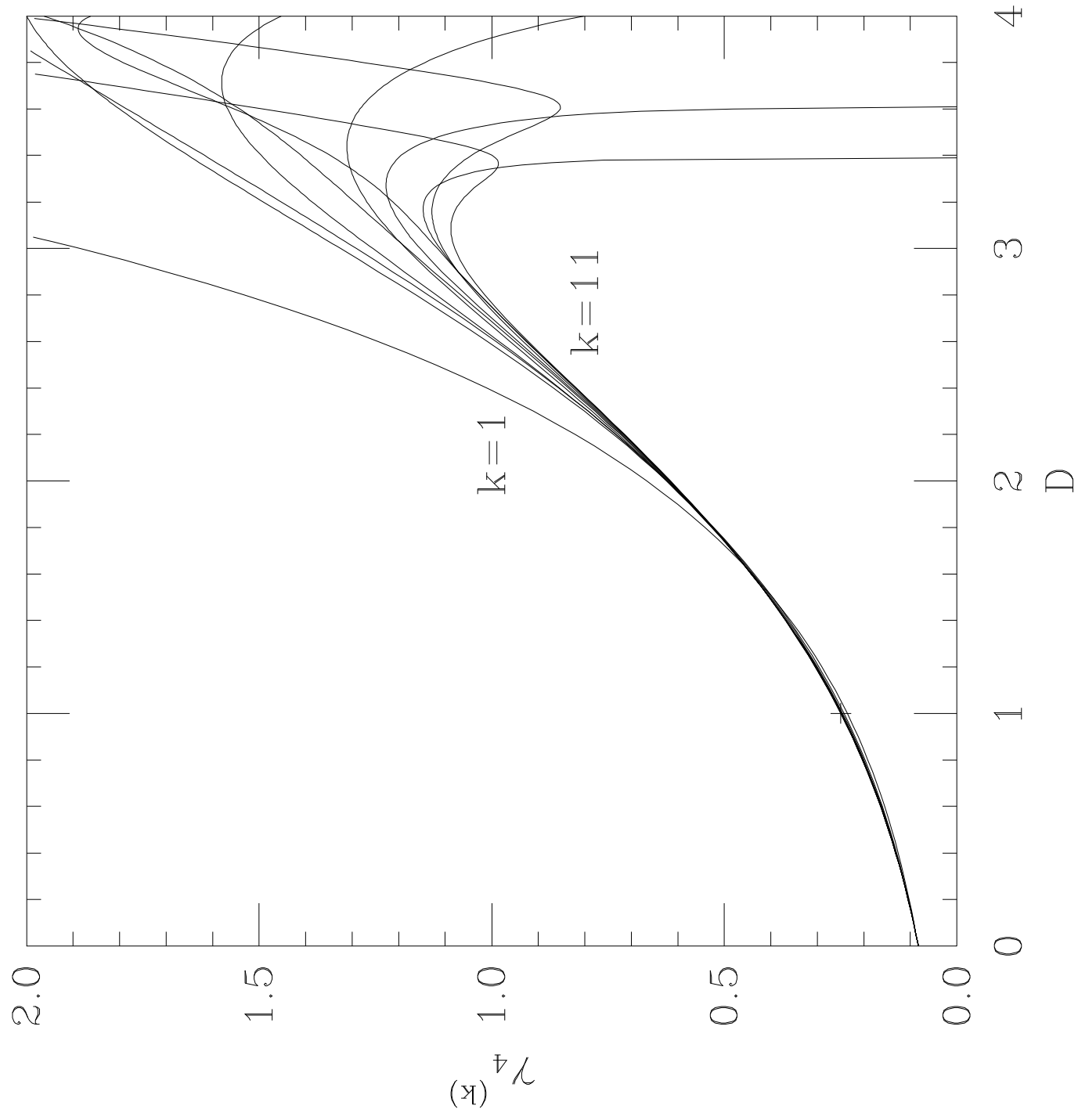
Figure 4. Plot of the  $n$ th-order Richardson extrapolants for the approximants in Fig. 3 for  $n = 1, 2, \dots, 5$  versus the inverse order of the approximants for the case  $D = 2$ . Each Richardson extrapolant is linearly extended (dash-dotted line) until it intersects the vertical axis. Each intersection is indicated by a horizontal bar. We then extrapolate to the limiting value of these intersection points, indicated by a fancy square. This procedure predicts that  $\gamma_4 = 0.620$  at  $D = 2$ .

Figure 5. Same as in Fig. 4 except that  $D = 3$ . This extrapolation procedure predicts that  $\gamma_4 = 0.986$  at  $D = 3$ .

Figure 6. First eleven approximants to  $\gamma_6$  plotted as functions of  $D$  for  $0 \leq D \leq 4$  [see (20)]. The approximants form a monotone increasing sequence of curve as indicated by the labeling. As in Fig. 3 for the four-point function, the approximants are smooth curves that seem to be tending uniformly to a limiting curve. This limiting curve (dotted curve) is a fifth-order Richardson extrapolation. The exact result  $\gamma_6 = 1/4$  at  $D = 1$  is indicated by a plus sign; the limiting curve passes within 4% of this point.

This figure "fig1-1.png" is available in "png" format from:

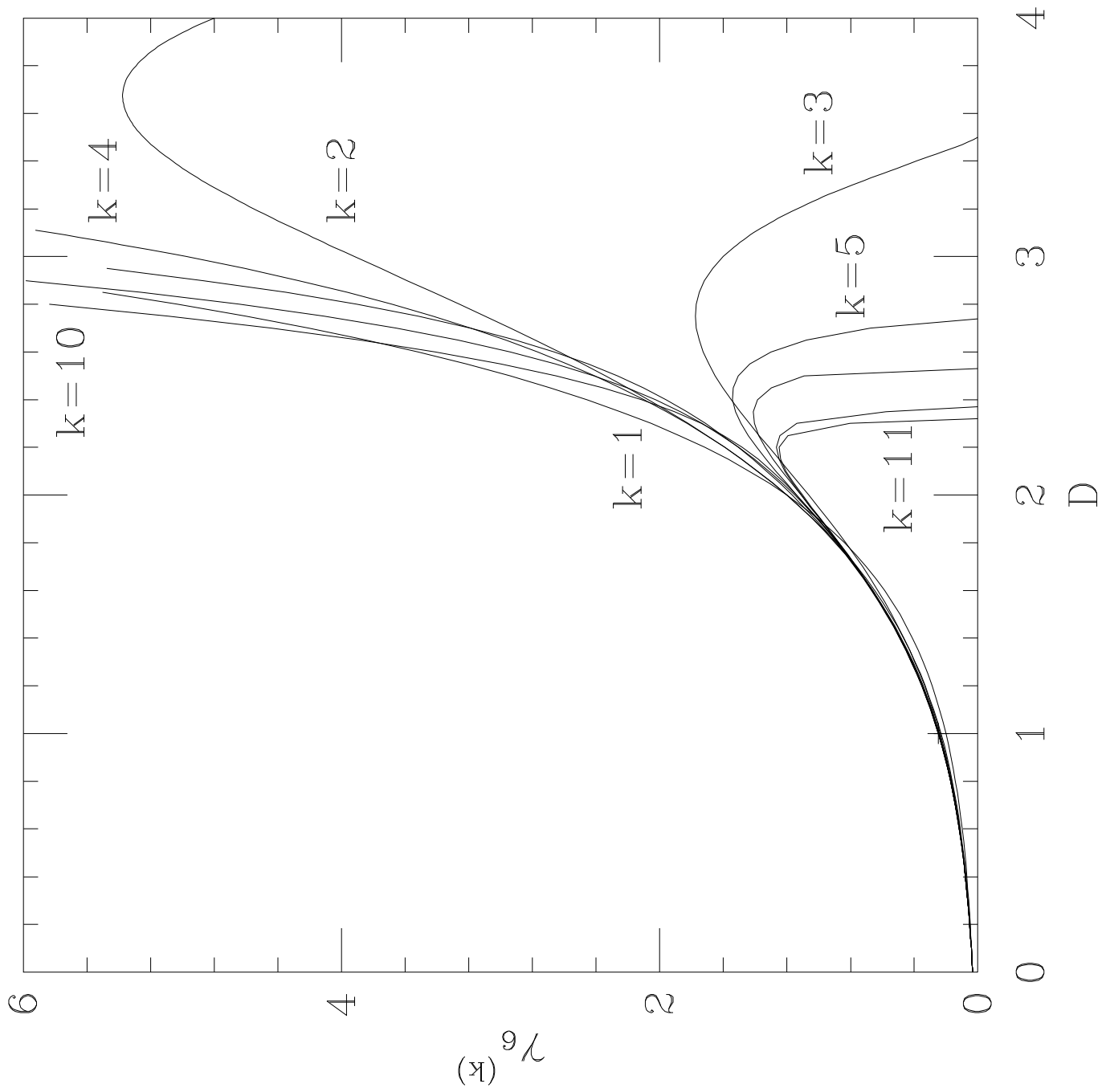
<http://arxiv.org/ps/hep-th/9405043v1>



This figure "fig1-2.png" is available in "png" format from:

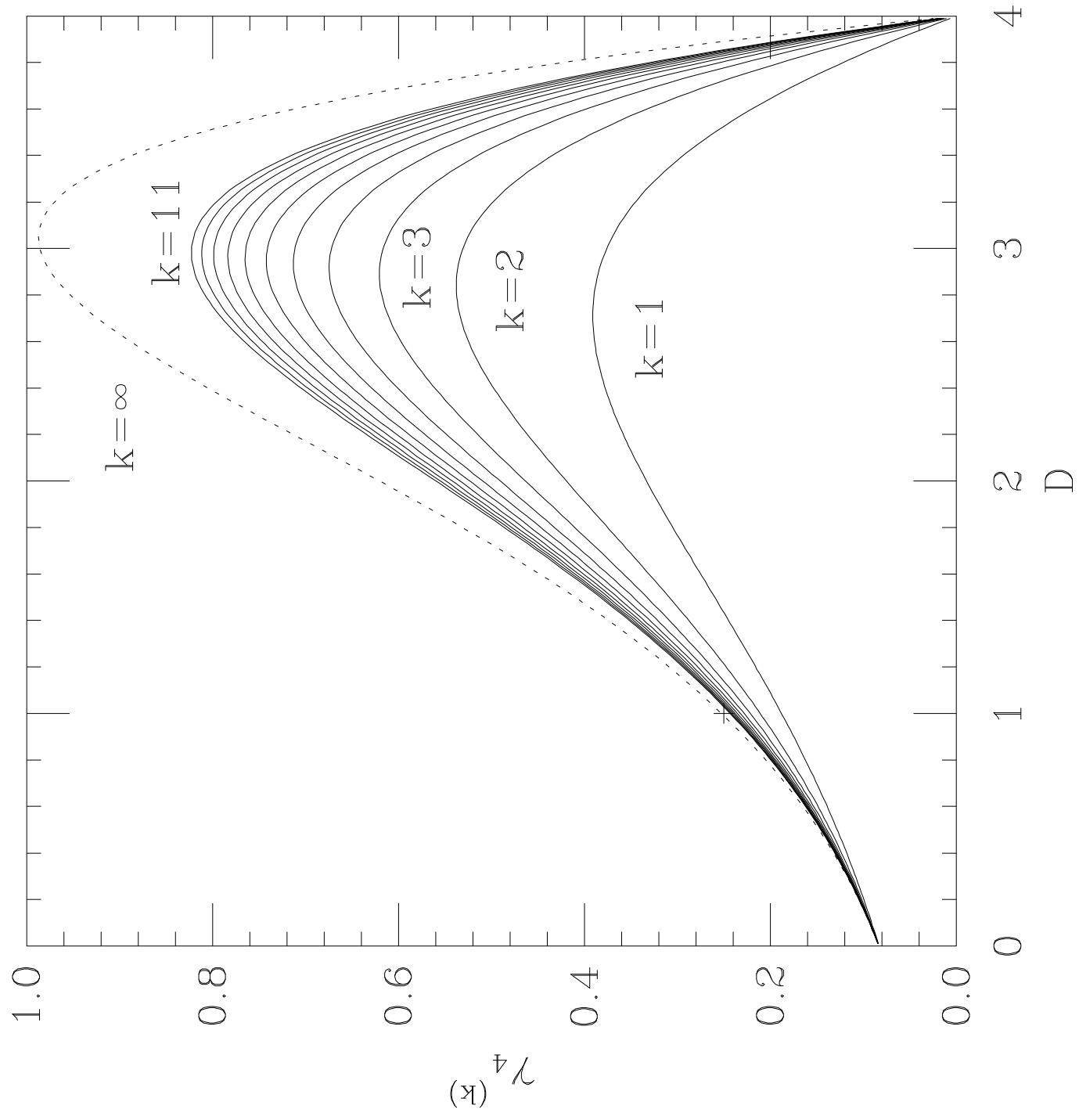
<http://arxiv.org/ps/hep-th/9405043v1>





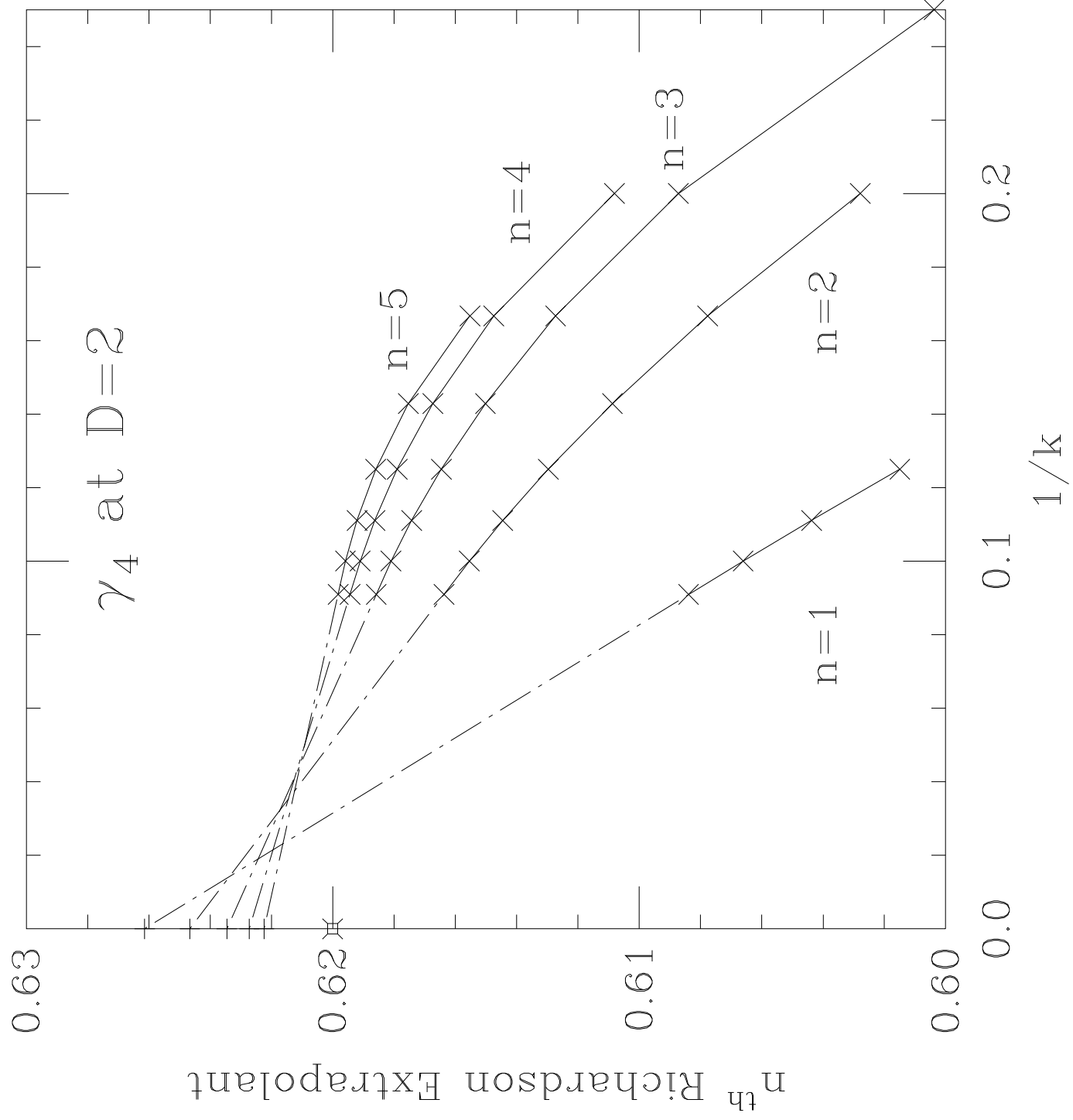
This figure "fig1-3.png" is available in "png" format from:

<http://arxiv.org/ps/hep-th/9405043v1>



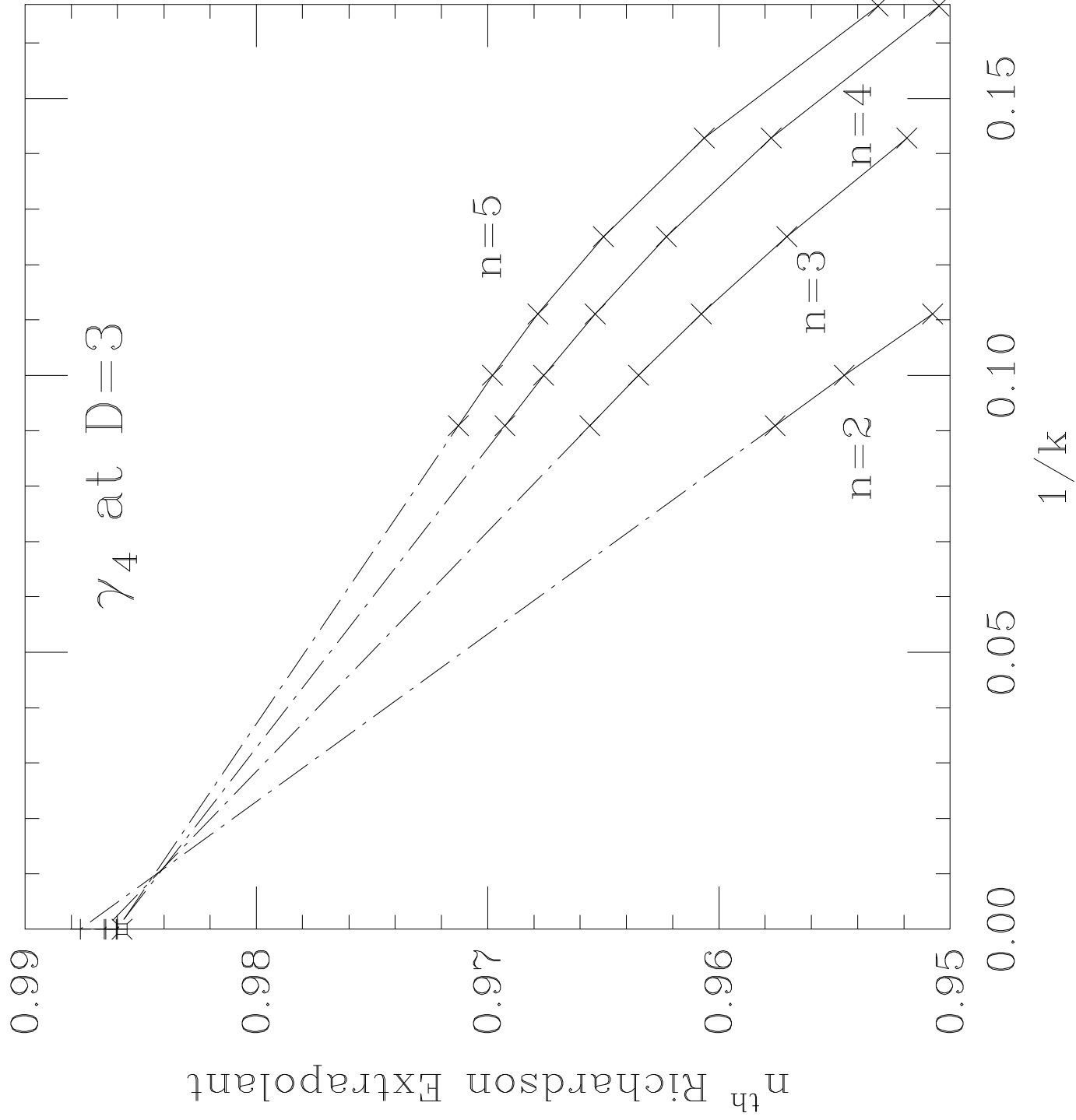
This figure "fig1-4.png" is available in "png" format from:

<http://arxiv.org/ps/hep-th/9405043v1>



This figure "fig1-5.png" is available in "png" format from:

<http://arxiv.org/ps/hep-th/9405043v1>



This figure "fig1-6.png" is available in "png" format from:

<http://arxiv.org/ps/hep-th/9405043v1>



