

Solvable lattice models labelled by Dynkin diagrams

S. Ole Warnaar*and Bernard Nienhuis†

Instituut voor Theoretische Fysica

Universiteit van Amsterdam

Valckenierstraat 65

1018 XE Amsterdam

The Netherlands

ITFA 93-01

Abstract

An equivalence between generalised restricted solid-on-solid (RSOS) models, associated with sets of graphs, and multi-colour loop models is established. As an application we consider solvable loop models and in this way obtain new solvable families of critical RSOS models. These families can all be classified by the Dynkin diagrams of the simply-laced Lie algebras. For one of the RSOS models, labelled by the Lie algebra pair (A_L, A_L) and related to the $C_2^{(1)}$ vertex model, we give an off-critical extension, which breaks the Z_2 symmetry of the Dynkin diagrams.

*e-mail: warnaar@phys.uva.nl

†e-mail: nienhuis@phys.uva.nl

1 Introduction

In recent years many solutions to the star-triangle or Yang-Baxter equation (YBE) [1] have been found. Among these solutions, the A-D-E lattice models, found by Pasquier [2], have drawn particular attention. Pasquier showed, in fact, that to any arbitrary graph one can associate a solvable restricted solid-on-solid (RSOS) model. Requiring criticality led to the restriction to graphs which are Dynkin diagrams of the simply-laced A-D-E Lie algebras. An important feature of the A-D-E models is that they can all be mapped onto the same polygon or loop model, which in turn is equivalent to the 6-vertex model.

Recently, by extending Pasquier's and similar methods of Owczarek and Baxter [3], Warnaar *et al.* [4] found a new family of models associated with graphs. Via a different approach these same models were also found by Roche [5], who suggested the name dilute A-D-E models. Again, the whole family of dilute A-D-E models can be mapped onto a single loop model, the $O(n)$ model [6], which is related to the 19-vertex vertex model of Izergin and Korepin [7].

In this paper we further exploit the relation between RSOS models related to graphs and loop models. We define a general multi-colour loop (MCL) model and show its equivalence with a RSOS model defined by arbitrary sets of graphs. Then we consider several examples for which these models are actually solvable, and find, besides the known A-D-E and dilute A-D-E models, new families of critical RSOS models labelled by Dynkin diagrams. As a further generalisation we also consider models of mixed loop-vertex type. Finally, for one of the examples, related to the $C_2^{(2)}$ Lie algebra, we present an off-critical extension. This extension has the property that it breaks the Z_2 symmetry of the underlying Dynkin diagrams. In the Appendix we describe the YBE for loop models [8] and show how it relates to the YBE for the RSOS model.

2 Multi-colour loop model

We consider a square lattice \mathcal{L} . Each edge of \mathcal{L} can either be occupied by a line segment, that has one of C possible colours, or be empty. Line segments of equal colour on adjoining edges must form closed polygons or loops. A configuration G is defined as a collection of coloured loops on \mathcal{L} , with the restriction that polygons of the same colour do not intersect. An example of a configuration is given in figure 2. The total number of allowed vertices V is given by $V = 3C^2 + 5C + 1$. For $C = 1$ and $C = 2$ all possible vertices are shown in figure 1(a) and (b) respectively. A loop of colour i has fugacity n_i and the Boltzmann weight of vertex k is given by ρ_k . The partition function of the MCL model is defined as

$$Z = \sum_G \rho_1^{m_1} \dots \rho_V^{m_V} n_1^{p_1} \dots n_C^{p_C}, \quad (2.1)$$

where p_i is the total number of loops of colour i and m_k the number of vertices of type k . For $C = 1$ the MCL model coincides with the loop model defined in [4].

If the weights $\rho_1, \dots, \rho_{6C+1}$ are all zero, only configurations that densely cover the entire lattice give a non-zero contribution to the partition function. Such loop

models we call *dense*, opposed to so-called *dilute* loop models which allow for edges of \mathcal{L} to be unoccupied.

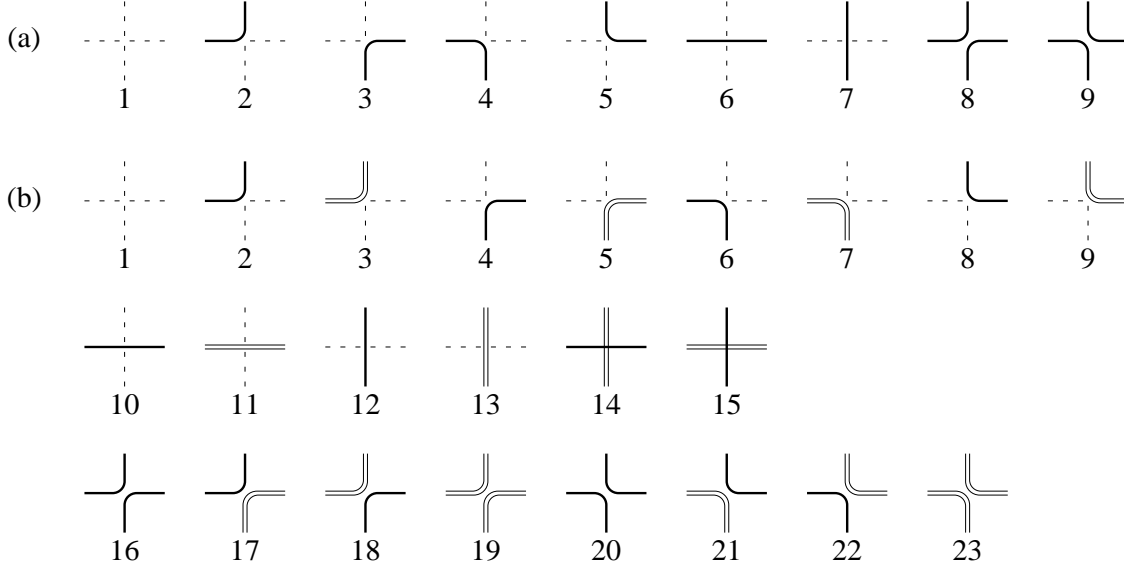


Figure 1: (a) The 9 vertices of the $C = 1$ MCL model and (b) the 23 vertices for the $C = 2$ case.

3 RSOS model

In this section we define a restricted solid-on-solid model and show that its partition function equals that of the multi-colour loop model.

3.1 Definition of the model

Consider an arbitrary connected graph \mathcal{G}_i . Such a graph consists of a set of L_i nodes, labelled by an integer *height* $a_i \in \{1, \dots, L_i\}$ and a number of bonds between the nodes. We do not allow more than one bond between two nodes. Two nodes are called adjacent (\sim) on \mathcal{G}_i if they are connected via a single a bond. A graph is called simple if it has no nodes connected to themselves. Examples of simple and non-simple connected graphs are shown in figure 4 and 5 respectively.

We can represent the graph \mathcal{G}_i by an adjacency matrix A^i as follows

$$A^i_{a_i, b_i} = \begin{cases} 1 & a_i \sim b_i \\ 0 & \text{otherwise.} \end{cases} \quad (3.1)$$

We denote the largest eigenvalue of A^i by Λ_i and the corresponding eigenvector by S^i .

We now take C such arbitrary graphs, labelled $\mathcal{G}_1, \dots, \mathcal{G}_C$. Let a be the C -dimensional vector $a = (a_1, \dots, a_C)$ and define

$$S_a = \prod_i S^i_{a_i}$$

$$A_{a,b}^i = A_{a_i,b_i}^i \prod_{j \neq i} \delta_{a_j,b_j}, \quad (3.2)$$

where we use the convention that sums and products over i and j always range from 1 to C . With the above definitions the Boltzmann weight of an elementary face of the RSOS model is defined as

$$\begin{aligned} W \begin{pmatrix} d & c \\ a & b \end{pmatrix} &= \rho_1 \delta_{a,b,c,d} + \delta_{a,b,c} \sum_i \rho_{i+1} A_{a,d}^i \\ &+ \delta_{a,c,d} \sum_i \rho_{i+C+1} A_{a,b}^i + \left(\frac{S_a}{S_b} \right)^{1/2} \delta_{b,c,d} \sum_i \rho_{i+2C+1} A_{a,b}^i \\ &+ \left(\frac{S_c}{S_a} \right)^{1/2} \delta_{a,b,d} \sum_i \rho_{i+3C+1} A_{a,c}^i + \delta_{a,b} \delta_{c,d} \sum_i \rho_{i+4C+1} A_{a,d}^i \\ &+ \delta_{a,d} \delta_{b,c} \sum_i \rho_{i+5C+1} A_{a,b}^i + \sum_{i \neq j} \rho_{k(i,j)} A_{a,d}^i A_{a,b}^j \\ &+ \delta_{a,c} \sum_{i,j} \rho_{l(i,j)} A_{a,b}^i A_{a,d}^j + \left(\frac{S_a S_c}{S_b S_d} \right)^{1/2} \delta_{b,d} \sum_{i,j} \rho_{m(i,j)} A_{a,b}^i A_{b,c}^j, \end{aligned} \quad (3.3)$$

where the i -th component of the *height* vectors a, b, c and d can take any of the L_i heights on \mathcal{G}_i . The generalised Kronecker δ and the functions k, l and m used above are given by

$$\begin{aligned} \delta_{p,q,\dots,s} &= \prod_i \delta_{p_i,q_i} \cdots \delta_{p_i,s_i} \\ k(i,j) &= (C-1)i + j - \theta(j-i) + 5C + 2 \\ l(i,j) &= Ci + j + C^2 + 4C + 1 \\ m(i,j) &= Ci + j + 2C^2 + 4C + 1, \end{aligned} \quad (3.4)$$

with θ the step function:

$$\theta(x) = \begin{cases} 0 & x < 0 \\ 1 & x \geq 0. \end{cases} \quad (3.5)$$

We note that the total number of terms in equation (3.3) is V .

In analogy with the MCL model, if $\rho_1, \dots, \rho_{6C+1}$ are all zero, we name the RSOS model dense. For such models, if all adjacency graphs are simple, neighbouring sites of the lattice must have different height. So-called dilute RSOS models allow for neighbouring sites of \mathcal{L} to have equal height.

As will become clear in the following, we require for dilute RSOS models that all C adjacency graphs are simple.

3.2 MCL-RSOS equivalence

We now show that the partition function of the RSOS model, given by

$$Z = \sum_{\text{heights}} \prod_{\text{faces}} W \begin{pmatrix} d & c \\ a & b \end{pmatrix}, \quad (3.6)$$

where the product is over all faces of the square lattice \mathcal{L} , can be mapped onto that of the MCL model. The method is a straightforward generalisation of the work of Pasquier [2], Owczarek and Baxter [3] and Warnaar *et al.* [4].

As a first step we substitute the expression for the Boltzmann weight (3.3) and expand the above partition function into a sum over V^N terms, where N is the number of faces of the lattice. For each face of \mathcal{L} , a given term in the expansion has one of the V terms of equation (3.3). These V possible terms can be represented diagrammatically as shown in figure 1(a) and (b) for the $C = 1$ and $C = 2$ case respectively. A line of colour i , separating two neighbouring sites with heights a and b respectively, implies

$$\begin{aligned} a_i &\sim b_i \\ a_j &= b_j \quad j \neq i. \end{aligned} \tag{3.7}$$

We now have to distinguish between dense and dilute RSOS models.

For dilute RSOS models, since we do not allow for non-simple graphs, all diagonal elements of the C adjacency matrices are zero. Consequently, $a_i \sim b_i$ means that $a_i \neq b_i$, and hence that a line separating two neighbouring sites can be viewed as a domain wall separating two neighbouring sites with different heights. As a result of this and the δ -functions in (3.3), only configurations in which lines of the same colour join together, to form domain walls separating regions of the lattice with different height, give a non-zero contribution to the partition function. A typical configuration is shown in figure 2. If we had allowed for non-simple graphs, configurations where domain walls would simply end somewhere on the lattice would not give a vanishing contribution.

For dense RSOS models we do not have this complication. All edges of the lattice are occupied by polygon segments and domain walls therefore cannot end. Besides simple graphs, we can now allow for non-simple adjacency graphs as well. If adjacency graph \mathcal{G}_i is non-simple, a line of colour i separating two neighbouring sites does not necessarily separate two sites with different height. For simplicity we will still refer to such a line as a (local) domain wall. Due to the δ -functions we again have that only configurations in which lines of the same colour join together, to form global domain walls, give a non-zero contribution to the partition function.

The partition function is now given as the sum over all configurations G of domain walls and a sum over heights consistent with G

$$Z = \sum_G \rho_1^{m_1} \dots \rho_V^{m_V} \sum_{\text{heights}} \prod_i \prod_{a_i, b_i=1}^{L_i} \left(\frac{S_{b_i}^i}{S_{a_i}^i} \right)^{m_{b_i a_i}}, \tag{3.8}$$

where we have used the factorisation property (3.2) of S_a and the meaning of a domain wall of colour i , as formulated in (3.7). The integer $m_{b_i a_i}$ denotes the total power of S_{b_i}/S_{a_i} arising from the vertices of type $\rho_{2C+2}, \dots, \rho_{4C+1}$ and $\rho_{2C^2+5C+2}, \dots, \rho_V$, where we count the powers of S_{b_i}/S_{a_i} and S_{a_i}/S_{b_i} separately.

To avoid technical difficulties, we assume that all boundary sites of \mathcal{L} carry the same height vector. (For the treatment of other boundary conditions see [2, 8].) All domain walls then form closed polygons or loops. Polygons may of course surround

other polygons of any colour, but can only be intersected by polygons of a different colour. If a polygon of colour i is intersected by other polygons, the height vectors immediately inside and outside this polygon are not unique. However, the i -th component of these vectors does have a unique value. We call these the inner and outer height of the polygon respectively. We now make the following decomposition:

$$i \frac{a \parallel c}{b \rfloor a} j = i \frac{a}{b \rfloor a} \times a \frac{\parallel c}{a} j \quad (3.9)$$

$$\left(\frac{S_{b_i}^i S_{c_j}^j}{S_{a_i}^i S_{a_j}^j} \right)^{1/2} \left(\frac{S_{b_i}^i}{S_{a_i}^i} \right)^{1/2} \left(\frac{S_{c_j}^j}{S_{a_j}^j} \right)^{1/2},$$

where the labels i and j in the diagrams denote colours. As a result, the total contribution to $m_{a_i b_i} - m_{b_i a_i}$ of a polygon of colour i , with inner height a_i and outer height b_i is always 1.

We can now perform the summation over the height vectors in (3.8) for each component independently. When summing over the i height components, we start with polygons of colour i which do not surround other polygons of the same colour. If such a polygon has inner height a_i and outer height b_i , we get

$$\sum_{a_i \sim b_i} \frac{S_{a_i}^i}{S_{b_i}^i} = \sum_{a_i=1}^{L_i} A_{b_i, a_i}^i \frac{S_{a_i}^i}{S_{b_i}^i} = \Lambda_i. \quad (3.10)$$

The result is that these polygons contribute a factor Λ_i and that their dependence on the outer height b_i disappears. Therefore, the summation over the i -th height component of the regions immediately outside these polygons can now be performed in the same way. Repeating this process from inside out and we obtain, after completely summing out the i -th height component,

$$\Lambda_i^{p_i}, \quad (3.11)$$

where p_i is the number of polygons of colour i .

If we perform the summation for all C height components, and make the identification $\Lambda_i = n_i$ we find that the partition function of the RSOS model is that of the MCL model.

The equivalence between the partition functions of the MCL and RSOS model holds irrespective of the solvability of the models. Clearly, as a consequence of the equivalence, if either one of the models is solvable, in the sense that we can compute its partition function, the other model is solvable as well. In the Appendix we show that if the MCL model satisfies the YBE, then, as an immediate consequence, the YBE for the RSOS model holds as well.

4 Solvable Examples

We now consider several special cases for which the MCL model and hence the RSOS model is solvable. By a solvable MCL model we mean that it satisfies the YBE for loop models [8], which is described in some detail in Appendix A.1.

The $C_2^{(1)}$ loop model Whereas the $O(n)$ model is the natural dilute generalisation of the TL model, so the $C_2^{(1)}$ model can be seen as the simplest non-trivial generalisation of the TL model to a model with more than one colour. It is a dense 2-colour loop model with vertices shown in figure 1(b) and weights

$$\begin{aligned}
\rho_1 = \dots = \rho_{13} = 0 \quad \rho_{14} = \rho_{15} = \epsilon_1 \frac{\sin u \sin(3\lambda - u)}{\sin \lambda \sin 3\lambda} \\
\rho_{16} = \rho_{19} = \frac{\sin(\lambda - u) \sin(3\lambda - u)}{\sin \lambda \sin 3\lambda} \quad \rho_{17} = \rho_{18} = \frac{\sin(3\lambda - u)}{\sin 3\lambda} \\
\rho_{20} = \rho_{23} = -\frac{\sin u \sin(2\lambda - u)}{\sin \lambda \sin 3\lambda} \quad \rho_{21} = \rho_{22} = \epsilon_2 \frac{\sin u}{\sin 3\lambda} \\
n_1 = n_2 = -2 \cos 2\lambda.
\end{aligned} \tag{4.3}$$

By making an arrow covering of the polygons, as described in section 5, this model maps onto the $C_2^{(1)}$ vertex model of [10].

The $A_2^{(1)}$ loop model This dilute model, related to the $A_2^{(1)}$ vertex model found in [11, 10], is given by (2.1) with $C = 1$ and

$$\begin{aligned}
\rho_1 = \rho_8 = \frac{\sin(\lambda - u)}{\sin \lambda} \quad \rho_2 = \rho_3 = 1 \quad \rho_4 = \rho_5 = 0 \\
\rho_6 = \rho_7 = \epsilon_1 \frac{\sin u}{\sin \lambda} \quad \rho_9 = \frac{\sin u}{\sin \lambda} \quad n_1 = 2 \cos \lambda.
\end{aligned} \tag{4.4}$$

The $A_3^{(1)}$ loop model This dense 2-colour loop model is related to the $A_3^{(1)}$ vertex model of [11, 10]. The weights are given by

$$\begin{aligned}
\rho_1 = \dots = \rho_{13} = \rho_{21} = \rho_{22} = 0 \quad \rho_{14} = \rho_{15} = \epsilon_1 \frac{\sin u}{\sin \lambda} \\
\rho_{16} = \rho_{19} = \frac{\sin(\lambda - u)}{\sin \lambda} \quad \rho_{17} = \rho_{18} = 1 \quad \rho_{20} = \rho_{23} = \frac{\sin u}{\sin \lambda} \\
n_1 = n_2 = 2 \cos \lambda.
\end{aligned} \tag{4.5}$$

We remark that, though the $A_1^{(1)}$ - $A_3^{(1)}$ vertex models all relate to loop models, this does not seem to be true for the $A_n^{(1)}$ family [11, 10] in general.

5 Mixed models

Provided that polygon segments of the same colour do not intersect, each loop model can be mapped onto a vertex model [9]. We cover loops of colour i by arrows of that same colour, such that the loops become oriented. Following a loop in the direction

of the arrows, we assign a phase factor s_i to a turn to the left and a factor s_i^{-1} to a turn to the right, where s_i is defined by $n_i = s_i^4 + s_i^{-4}$. Summing over all possible arrow coverings of a configuration, each polygon of colour i acquires a total factor n_i . Interchanging the summation over all loop configurations and over all arrow coverings, the sum over the loops can readily be performed. The resulting partition function is that of a vertex model, where the arrows around a vertex obey the ice-rule for each colour independently.

In general, the inverse of the above mapping is not possible. Only very few solvable vertex models, that satisfy an ice-rule, admit a loop interpretation. Nevertheless, many vertex models allow for a partial mapping onto a loop model. That is, some vertex degrees of freedom can be converted into loop degrees of freedom, but not all. Via the MCL-RSOS correspondence, these mixed *loop-vertex* models can be mapped onto *RSOS-vertex* or equivalently *RSOS-SOS* models.

We shall not try to give a complete description of all models that allow such a procedure, but consider as an example the $A_3^{(2)}$ vertex model. For the definition of this 36-vertex model we refer to [10]. The equivalent loop-vertex model has 20 vertices, shown in figure 3, with weights and fugacity

$$\begin{aligned} \rho_1 = \dots = \rho_4 &= \epsilon_1 \frac{\sin u \cos(2\lambda - u)}{\sin \lambda \cos 2\lambda} & \rho_5 = \rho_6 = \rho_7 &= \frac{\sin(\lambda - u) \cos(2\lambda - u)}{\sin \lambda \cos 2\lambda} \\ \rho_8 = \dots = \rho_{11} &= \frac{\cos(2\lambda - u)}{\cos 2\lambda} & \rho_{12} = \rho_{13} = \rho_{14} &= -\frac{\sin u \cos(\lambda - u)}{\sin \lambda \cos 2\lambda} \\ \rho_{15} = \dots = \rho_{18} &= \epsilon_2 \frac{\sin u}{\cos 2\lambda} & \rho_{19} = \rho_{20} &= 1 & n_1 &= -2 \cos 2\lambda. \end{aligned} \quad (5.1)$$

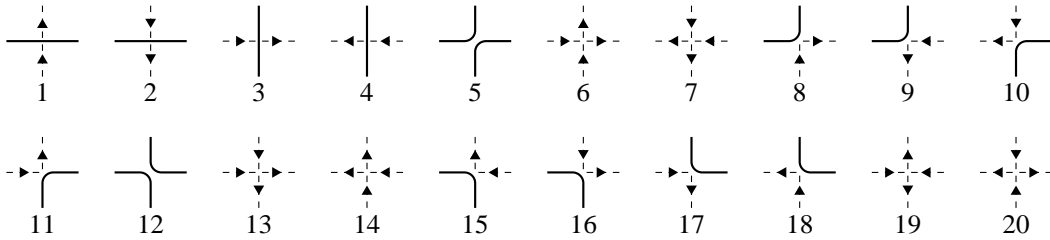


Figure 3: The 20 vertices of the $A_3^{(2)}$ loop-vertex model.

Via the MCL-RSOS equivalence, this model maps onto a RSOS-vertex model, where an elementary face of the lattice is denoted as

$$W \begin{pmatrix} d & \gamma & c \\ \delta & & \beta \\ a & \alpha & b \end{pmatrix} = W \begin{pmatrix} d_1 & \gamma & c_1 \\ \delta & & \beta \\ a_1 & \alpha & b_1 \end{pmatrix} = \dots \quad (5.2)$$

The latin indices label 1-dimensional height variables and the greek indices the arrows. We note that two neighbouring sites either have the same height separated by an arrow or have different heights.

To cast this into a somewhat nicer form, we make use of the SOS-vertex equivalence for ice-type models [12] to write this as a RSOS-SOS model. For that purpose

we assign 2-dimensional height vectors a to each site of the lattice. The first component of such a vector is one of the heights $a_1 \in \{1, \dots, L_1\}$. The second component is a height variable $a_2 \in \mathbb{Z}$. Two neighbouring sites of the RSOS-vertex model, with heights a_1 and b_1 separated by an arrow, correspond to height vectors a and b of the RSOS-SOS model, with

$$\begin{aligned} a_1 &= b_1 \\ a_2 - b_2 &= \pm 1, \end{aligned} \tag{5.3}$$

and the convention that the height to the left of the arrow is highest. For two sites of the RSOS-vertex model that are not separated by an arrow, we get heights a and b , with

$$\begin{aligned} a_1 &\sim b_1 \\ a_2 &= b_2. \end{aligned} \tag{5.4}$$

If we define $A_{a,b}^i$ ($i = 1, 2$) and S_a as in equation (3.2), where

$$\begin{aligned} A_{a_2, b_2}^2 &= \delta_{a_2, b_2-1} + \delta_{a_2, b_2+1} \\ S_{a_2}^2 &= 1 \end{aligned} \quad a_2, b_2 \in \mathbb{Z}, \tag{5.5}$$

we finally get for the $A_3^{(2)}$ SOS model

$$\begin{aligned} W \begin{pmatrix} d & c \\ a & b \end{pmatrix} &= \rho_1 \sum_{i \neq j} A_{a,b}^i A_{a,d}^j + \delta_{a,c} \left(\rho_5 \sum_{i=j} + \rho_8 \sum_{i \neq j} \right) A_{a,b}^i A_{a,d}^j \\ &+ \delta_{b,d} \left(\frac{S_a S_c}{S_b S_d} \right)^{1/2} \left(\rho_{12} \sum_{i=j} + \rho_{15} \sum_{i \neq j} \right) A_{a,b}^i A_{b,c}^j \\ &+ (\rho_{19} - \rho_5 - \rho_{12}) \delta_{a,c} \delta_{b,d} A_{a,b}^2 A_{a,d}^2. \end{aligned} \tag{5.6}$$

Similarly, we can construct mixed SOS models starting from other vertex models. For the solutions of the YBE found in [10] we get models with height variables that have r restricted and u unrestricted components, with r and u listed below

$$\begin{aligned} A_{2n-1}^{(1)} &: r = 2 \quad u = n - 2 \quad (n \geq 2) \\ A_{2n}^{(1)} &: r = 1 \quad u = n - 1 \\ C_n^{(1)} &: r = 2 \quad u = n - 2 \quad (n \geq 2) \\ A_{2n-1}^{(2)} &: r = 1 \quad u = n - 1 \\ A_{2n}^{(2)} &: r = 1 \quad u = n - 1. \end{aligned} \tag{5.7}$$

6 A-D-E classification

All loop models presented in the previous sections are critical when $n_i \leq 2$. For $n_i > 2$ the trigonometric functions have to be replaced by hyperbolic functions and the models become non-critical and in some cases even complex. It is therefore

natural to restrict the graphs \mathcal{G}_i of the RSOS models, to those that have adjacency matrices A^i with largest eigenvalue Λ_i less or equal than two. In fact, all simple connected graphs with $\Lambda_i \leq 2$ have been classified [13] and are given by the Dynkin diagrams of the classical and affine simply-laced Lie algebras, shown in figure 4. For

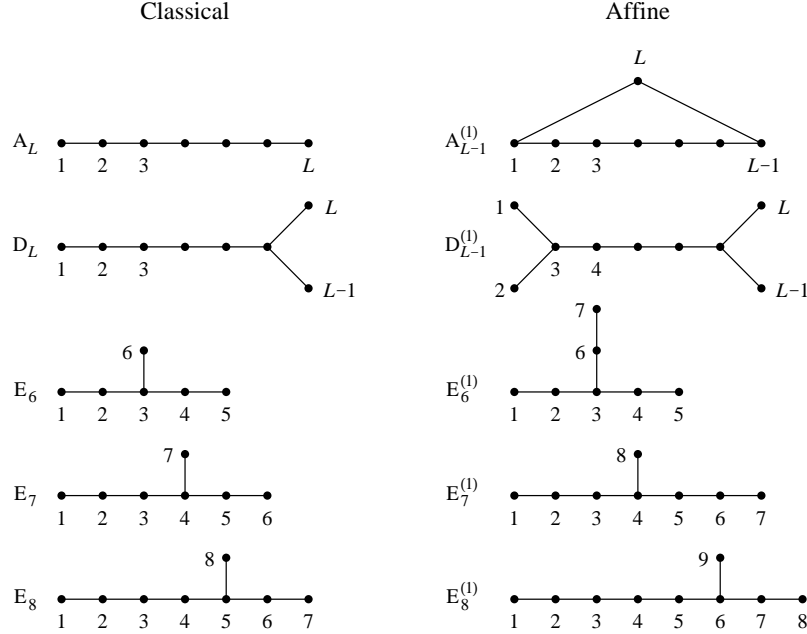


Figure 4: Dynkin diagrams of the simply-laced Lie algebras.

the classical algebras, the largest eigenvalue of the adjacency matrix of its Dynkin diagram is given by $2 \cos \frac{\pi}{h}$, where h is the Coxeter number of the algebra. For the affine algebras the largest eigenvalue is 2. The respective values of h , and the largest eigenvectors are given in table 1 for each algebra. In the case of RSOS models, we also allow for non-simple connected graphs. However, none of the graphs with largest eigenvalue ≤ 2 , leads to intrinsically new models, as they can always be viewed as one of the simple graphs where a Z_2 symmetry is modded out, see figure 5.

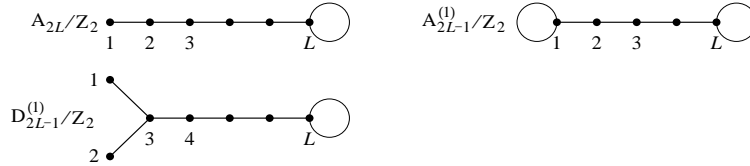


Figure 5: Non-simple connected graphs with largest eigenvalue ≤ 2 .

7 Off-critical models

It is well-known that all critical A-D models based on the Temperley-Lieb loop model admit an extension away from criticality while remaining solvable. The off-critical

algebra	h	Perron-Frobenius vector
A_L	$L + 1$	$(\sin \frac{\pi}{h}, \sin \frac{2\pi}{h}, \dots, \sin \frac{L\pi}{h})$
D_L	$2L - 2$	$(2 \sin \frac{\pi}{h}, \dots, 2 \sin \frac{(L-2)\pi}{h}, 1, 1)$
E_6	12	$(\sin \frac{\pi}{h}, \dots, \sin \frac{3\pi}{h}, \frac{\sin \frac{5\pi}{h}}{2 \cos \frac{\pi}{h}}, 2 \cos \frac{4\pi}{h} \sin \frac{\pi}{h}, \frac{\sin \frac{3\pi}{h}}{2 \cos \frac{\pi}{h}})$
E_7	18	$(\sin \frac{\pi}{h}, \dots, \sin \frac{4\pi}{h}, \frac{\sin \frac{6\pi}{h}}{2 \cos \frac{\pi}{h}}, 2 \cos \frac{5\pi}{h} \sin \frac{\pi}{h}, \frac{\sin \frac{4\pi}{h}}{2 \cos \frac{\pi}{h}})$
E_8	30	$(\sin \frac{\pi}{h}, \dots, \sin \frac{4\pi}{h}, \frac{\sin \frac{7\pi}{h}}{2 \cos \frac{\pi}{h}}, 2 \cos \frac{6\pi}{h} \sin \frac{\pi}{h}, \frac{\sin \frac{5\pi}{h}}{2 \cos \frac{\pi}{h}})$
$A_{L-1}^{(1)}$	L	$(1, 1, \dots, 1)$
$D_{L-1}^{(1)}$	$2L - 6$	$(1, 1, 2, \dots, 2, 1, 1)$
$E_6^{(1)}$	6	$(1, 2, 3, 2, 1, 2, 1)$
$E_7^{(1)}$	12	$(1, 2, 3, 4, 3, 2, 1, 2)$
$E_8^{(1)}$	30	$(1, 2, 3, 4, 5, 6, 4, 2, 3)$

Table 1: Coxeter number and largest eigenvector of the simply-laced Lie algebras

models based on the classical Lie algebra A_L for example, are the models of Andrews, Baxter and Forrester [14].

Recently, the off-critical extension of the dilute A_L models based on the $O(n)$ model was found [4]. As an interesting feature, these models break a Z_2 symmetry of the underlying Dynkin diagrams, when L is odd.

A natural question therefore is: which of the new A-D-E models presented in section 4, admit an extension away from criticality? So far, we have not studied this problem in any systematic way. However, for the $C_2^{(1)}$ RSOS model based on the Lie algebra pair (A_L, A_L) , the extension can easily be found by making the transformation $a_1 \lambda \rightarrow a_1 \lambda + \frac{1}{2} i \ln p$ to the $C_2^{(1)}$ RSOS model of Jimbo *et al.* [15].

This solutions involves the ϑ -functions [16]

$$\begin{aligned}
\vartheta_1(u) &= 2p^{1/4} \sin u \prod_{n=1}^{\infty} (1 - 2p^{2n} \cos 2u + p^{4n})(1 - p^{2n}) \\
\vartheta_4(u) &= \prod_{n=1}^{\infty} (1 - 2p^{2n-1} \cos 2u + p^{4n-2})(1 - p^{2n}),
\end{aligned} \tag{7.1}$$

where we have suppressed the dependence on the nome p , $|p| < 1$. If we also define the unit-vectors $e_1 = (1, 0)$ and $e_2 = (0, 1)$, and use the notation $e_{-\mu} = -e_{\mu}$, $a_{-\mu} = -a_{\mu}$, $\mu = \pm 1, \pm 2$, where $a = (a_1, a_2)$, the solution reads

$$\begin{aligned}
W \begin{pmatrix} a + e_{\mu} & a \\ a & a - e_{\mu} \end{pmatrix} &= \frac{\vartheta_1(\lambda - u)\vartheta_1(3\lambda - u)}{\vartheta_1(\lambda)\vartheta_1(3\lambda)} \\
W \begin{pmatrix} a & a - e_{\mu} \\ a + e_{\mu} & a \end{pmatrix} &= - \left(\frac{S(a + e_{\mu})S(a - e_{\mu})}{S^2(a)} \right)^{1/2} \frac{\vartheta_1(u)\vartheta_1(2\lambda - u)}{\vartheta_1(\lambda)\vartheta_1(3\lambda)}
\end{aligned}$$

$$\begin{aligned}
W \begin{pmatrix} a + e_\mu & a \\ a & a - e_\nu \end{pmatrix} &= \frac{\vartheta_1(3\lambda - u)\vartheta_4(a_\mu\lambda - a_\nu\lambda + \lambda - u)}{\vartheta_1(3\lambda)\vartheta_4(a_\mu\lambda - a_\nu\lambda + \lambda)} \\
W \begin{pmatrix} a & a - e_\nu \\ a + e_\mu & a \end{pmatrix} &= \epsilon_2 \left(\frac{S(a + e_\mu)S(a - e_\nu)}{S^2(a)} \right)^{1/2} \frac{\vartheta_1(u)\vartheta_4(a_\mu\lambda - a_\nu\lambda - 2\lambda + u)}{\vartheta_1(3\lambda)\vartheta_4(a_\mu\lambda - a_\nu\lambda + \lambda)} \\
W \begin{pmatrix} a & a + e_\mu \\ a + e_\mu & a \end{pmatrix} &= \frac{S(a + e_\mu)}{S(a)} \frac{\vartheta_1(u)\vartheta_1(2a_\mu\lambda - 2\lambda + u)}{\vartheta_1(3\lambda)\vartheta_1(2a_\mu\lambda + \lambda)} \\
&\quad + \frac{\vartheta_1(3\lambda - u)\vartheta_1(2a_\mu\lambda + \lambda + u)}{\vartheta_1(3\lambda)\vartheta_1(2a_\mu\lambda + \lambda)}
\end{aligned} \tag{7.2}$$

$$\begin{aligned}
W \begin{pmatrix} a & a + e_\nu \\ a + e_\mu & a + e_\mu + e_\nu \end{pmatrix} \\
= \epsilon_1 \left(\frac{\vartheta_4(a_\mu\lambda - a_\nu\lambda - \lambda)\vartheta_4(a_\mu\lambda - a_\nu\lambda + \lambda)}{\vartheta_4^2(a_\mu\lambda - a_\nu\lambda)} \right)^{1/2} \frac{\vartheta_1(u)\vartheta_1(3\lambda - u)}{\vartheta_1(\lambda)\vartheta_1(3\lambda)}
\end{aligned}$$

$$S(a) = (-)^{a_1 + a_2} \vartheta_1(2a_1\lambda)\vartheta_1(2a_2\lambda)\vartheta_4(a_1\lambda - a_2\lambda)\vartheta_4(a_1\lambda + a_2\lambda),$$

where $\nu \neq \pm\mu$ and $\lambda = \frac{\pi L}{2L+1}$. Like the ABF model there are four different physical regimes:

$$\begin{aligned}
\left. \begin{array}{l} 0 < p < 1 \\ -1 < p < 0 \end{array} \right\} & \quad 0 < u < 3\lambda - \pi & \quad \epsilon_1 = -\epsilon_2 = 1 \\
\left. \begin{array}{l} 0 < p < 1 \\ -1 < p < 0 \end{array} \right\} & \quad 3\lambda - 2\pi < u < 0 & \quad \epsilon_1 = -\epsilon_2 = -1.
\end{aligned} \tag{7.3}$$

Due to periodicity of the weights, the choice $\lambda = \frac{\pi(L+2)}{2L+1}$, which also yields positive largest eigenvalues $\Lambda_1 = \Lambda_2$, does not give any new regimes.

We note that, away from criticality, the above models break the Z_2 symmetry of the underlying dynkin diagrams, when L is odd. If we define $\tilde{a}_i = L + 1 - a_i$, we have

$$W \begin{pmatrix} (d_1, d_2) & (c_1, c_2) \\ (a_1, a_2) & (b_1, b_2) \end{pmatrix} \neq W \begin{pmatrix} (\tilde{d}_1, d_2) & (\tilde{c}_1, c_2) \\ (\tilde{a}_1, a_2) & (\tilde{b}_1, b_2) \end{pmatrix} \quad L \text{ odd.} \tag{7.4}$$

and similarly for the second component. We do however retain the symmetry

$$W \begin{pmatrix} (d_1, d_2) & (c_1, c_2) \\ (a_1, a_2) & (b_1, b_2) \end{pmatrix} = W \begin{pmatrix} (\tilde{d}_1, \tilde{d}_2) & (\tilde{c}_1, \tilde{c}_2) \\ (\tilde{a}_1, \tilde{a}_2) & (\tilde{b}_1, \tilde{b}_2) \end{pmatrix}. \tag{7.5}$$

8 Summary and discussion

We have established a graphical equivalence between restricted solid-on-solid models and loop models. In particular, we have applied this equivalence to solvable loop models and, as a result, found new families of critical RSOS models. These new models can all be classified in terms of Dynkin diagrams of the simply-laced Lie

algebras, the so-called A-D-E algebras. Furthermore we have indicated how to extend the equivalence to models that are of mixed loop-vertex type. Finally, an off-critical extension of the $C_2^{(1)}$ RSOS model based on the Dynkin diagram pair (A_L, A_L) is given. This extension, which involves elliptic ϑ -functions, breaks the Z_2 symmetry off the underlying Dynkin diagrams.

Obvious generalisations of the ideas presented in this paper are:

- (i) The extension to directed adjacency graphs, see *e.g.* [18].
- (ii) The study of loop models that admit multiple occupation of edges. That is, each edge of the lattice can be occupied by more than one polygon segment, provided that all segments have different colour. Clearly the MCL-RSOS equivalence of section 3.2 still holds.
- (iii) The extension to higher spin RSOS models, where we view the dense and dilute RSOS models as spin- $\frac{1}{2}$ and spin-1 models respectively.
- (iv) The mapping of loop models onto RSOS-vertex or RSOS-SOS models. In section 3.2 we have shown how a loop model can be mapped onto a RSOS model by identifying the fugacity n_i of a loop of colour i with the largest eigenvalue Λ_i of an adjacency matrix A^i . In section 5 we have shown how a loop model can be mapped onto a vertex model by setting $n_i = s_i^4 + s_i^{-4}$, where the phase factor s_i (s_i^{-1}) is associated with a directed loop making a turn to the left (right). Combining these two mappings, choosing $n_i = \Lambda_i(s_i^4 + s_i^{-4})$, we can map a loop model on a RSOS-vertex model or RSOS-SOS model. We note that this type of RSOS-SOS model is altogether different from the RSOS-SOS models defined in section 5.

We hope to report a study of these generalisations in a future publication.

An intriguing open problem [15] is the relation between the critical $A_n^{(1)}$, $B_n^{(1)}$, $C_n^{(1)}$, $D_n^{(1)}$, $A_{2n}^{(2)}$ and $A_{2n-1}^{(2)}$ RSOS models found in [15] and [19] and their vertex counterparts given in [10]. For some of these models, notably the $A_1^{(1)}$, $C_2^{(1)}$ and $A_2^{(2)}$ models, the MCL-RSOS equivalence, does provide a link between the RSOS and vertex representations. It remains unclear however, how to extend the methods of this paper to establish the RSOS-vertex correspondence in general.

Acknowledgements

We thank Paul A. Pearce for kind interest in our work. This work has been supported by the Stichting voor Fundamenteel Onderzoek der Materie (FOM).

A Yang-Baxter equation for the MCL and RSOS model

The equivalence between the MCL and RSOS model holds irrespective of the solvability of the models. In this appendix we show however that a sufficient condition

for the YBE equation of the RSOS model to hold, is that the corresponding MCL model satisfies the YBE.

A.1 Yang-Baxter equation for loop models

Although loop models are intrinsically non-local, one can nevertheless formulate a local condition or YBE for two transfer matrices to commute [8]. (For the definition of the transfer matrix for loop models, see *e.g.* [17].) In order to define this equation we need some preliminaries.

Consider an object \mathcal{O} with p external edges, labelled $1, \dots, p$, as shown in figure 6. Edges of \mathcal{O} can either be empty or occupied by a coloured polygon segment. Each edge that is occupied is, via the interior of \mathcal{O} , connected to a one other edge that is occupied by a line segment of equal colour. The index α_k contains the following information: (i) whether edge k is occupied by a polygon segment of given colour, and (ii) if so, to which other edge it is connected. The information contained in all $\alpha_1, \dots, \alpha_p$ is called the *connectivity* of $\mathcal{O} = \mathcal{O}(\alpha_1, \dots, \alpha_p)$ and denoted by $C_{\mathcal{O}}$. The object \mathcal{O} has a weight $W(\mathcal{O})$.

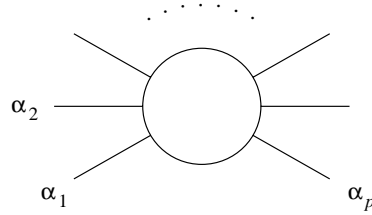


Figure 6: An object with p external edges.

By the contraction of \mathcal{A} and \mathcal{B} to the composite object \mathcal{D}

$$\sum_{C_{\mathcal{A}}, C_{\mathcal{B}}} \mathcal{A}(\alpha_1, \dots, \alpha_k, \mu_1, \dots, \mu_l) \mathcal{B}(\beta_1, \dots, \beta_m, \mu_1, \dots, \mu_l) = \mathcal{D}(\alpha_1, \dots, \alpha_k, \beta_1, \dots, \beta_m), \quad (\text{A.1})$$

we glue together the edges of \mathcal{A} and \mathcal{B} that carry the same index and sum over all connectivities of \mathcal{A} and \mathcal{B} consistent with $C_{\mathcal{D}}$. Here it is to be understood that μ_i in the argument of \mathcal{A} and of \mathcal{B} still signify two different things. We use the repeated occurrence of the labels only to indicate that the edge of \mathcal{A} that carries the index μ_i is glued to the edge of \mathcal{B} that carries that same index. Furthermore it implies that edges which are glued together must be occupied by a polygon segment of the same colour. Finally it means that if the edge of \mathcal{A} (\mathcal{B}) carrying the index μ_i is occupied and connected to, say, the edge of \mathcal{A} (\mathcal{B}) carrying the index α_j (β_k) then then the edges of \mathcal{D} carrying the indices α_j and β_k are connected.

The weight $W(\mathcal{D})$ is defined as

$$W(\mathcal{D}) \sum_{C_{\mathcal{A}}, C_{\mathcal{B}}} W(\mathcal{A}) W(\mathcal{B}) n_1^{p_1} \dots n_C^{p_C}, \quad (\text{A.2})$$

where p_i is the number of polygons of colour i that are closed by glueing together \mathcal{A} and \mathcal{B} .

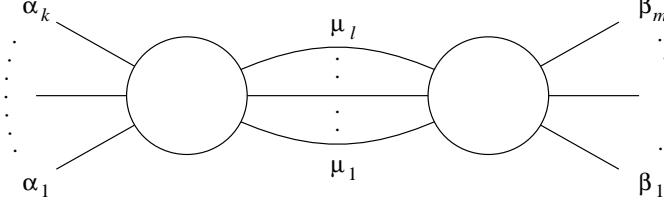


Figure 7: Graphical representation of the contraction of \mathcal{A} and \mathcal{B} .

An elementary vertex of the MCL model has four external edges. Because the Boltzmann weight W of a vertex \mathcal{V} is completely determined by its connectivity, we can write

$$W = W(\mathcal{V}(\alpha, \beta, \gamma, \delta)) \equiv W \begin{pmatrix} \delta \\ \alpha & \beta \\ \gamma \end{pmatrix}. \quad (\text{A.3})$$

With the above definitions, the YBE equation for the MCL model may be written as:

$$\begin{aligned} \sum_{C_{\mathcal{V}}, C_{\mathcal{V}'}, C_{\mathcal{V}''}} W \begin{pmatrix} \nu \\ \alpha & \beta \\ \mu \end{pmatrix} W' \begin{pmatrix} \epsilon \\ \zeta & \tau \\ \nu \end{pmatrix} W'' \begin{pmatrix} \delta \\ \tau & \mu \\ \gamma \end{pmatrix} \\ = \sum_{C_{\mathcal{V}}, C_{\mathcal{V}'}, C_{\mathcal{V}''}} W'' \begin{pmatrix} \mu \\ \zeta & \alpha \\ \tau \end{pmatrix} W' \begin{pmatrix} \nu \\ \tau & \beta \\ \gamma \end{pmatrix} W \begin{pmatrix} \epsilon \\ \mu & \nu \\ \delta \end{pmatrix}, \end{aligned} \quad (\text{A.4})$$

and must be satisfied for all possible connectivities $C_{\text{YBE}(\alpha, \dots, \zeta)}$. In other words, not only do we fix the occupation of the external edges, but also to which other external edge an occupied edge is connected. If one of the terms in the above equation has an internal loop of colour i this yields a factor n_i .

A.2 Yang-Baxter equation for the RSOS model

To show that if the YBE for the MCL model is satisfied, it holds as well for the RSOS model, we begin with the YBE for the RSOS model [1]

$$\begin{aligned} \sum_g W \begin{pmatrix} f & g \\ a & b \end{pmatrix} W' \begin{pmatrix} e & d \\ f & g \end{pmatrix} W'' \begin{pmatrix} d & c \\ g & b \end{pmatrix} \\ = \sum_g W'' \begin{pmatrix} e & g \\ f & a \end{pmatrix} W' \begin{pmatrix} g & c \\ a & b \end{pmatrix} W \begin{pmatrix} e & d \\ g & c \end{pmatrix}. \end{aligned} \quad (\text{A.5})$$

This equation must hold for all values of the external height vectors, with $a_i, \dots, g_i \in \{1, \dots, L_i\}$. We substitute the definition of the weights W , W' and W'' , where W' and W'' are given by (3.3) with ρ_k replaced by ρ'_k and ρ''_k , and expand both sides of the YBE into V^3 terms. We then use the factorisation (3.2) and perform the trivial summation over the δ -functions. As a result, most terms in the expansion

no longer contain the variable g_i . Only terms for which the internal site differs in height from all its three neighbouring sites, which in that case all have equal height, yield a g_i dependent factor of the form S_{g_i}/S_{a_i} . Here g_i and a_i are the i -th height components of the center site and its neighbouring sites respectively, and $a_i \sim g_i$, $a_j = g_j$ $j \neq i$. Performing the sum over g_i yields a factor Λ_i , see equation (3.10). We now group together all terms that have the same dependence on the vectors S^i . If we demand that the resulting equation holds for any arbitrary set of graphs $\{\mathcal{G}_1, \dots, \mathcal{G}_c\}$, a sufficient and presumably necessary condition is that each group of terms vanishes independently. If we draw domain walls (of the appropriate colour) between regions of different height, terms within the same group all have the same connectivity. Furthermore, a term with an internal loop of colour i contributes an extra factor Λ_i . As a result we find, upon setting $\Lambda_i = n_i$, that each group yields precisely one of the equations of the YBE for the MCL model.

References

- [1] Baxter R J 1982 *Exactly Solved Models in Statistical Mechanics* (Academic: London)
- [2] Pasquier V 1987 *Nucl. Phys. B* **285** [FS19] 162; 1987 *J. Phys. A: Math. Gen.* **20**, L1229, 5707
- [3] Owczarek A L and Baxter R J 1987 *J Stat Phys* **49** 1093
- [4] Warnaar S O, Nienhuis B and Seaton K A *Phys. Rev. Lett.* **69** 710
- [5] Roche Ph 1992 *Phys. Lett. B* **285** 49
- [6] Nienhuis B 1990 *Int. J. Mod. Phys. B* **4** 929
- [7] Izergin A G and Korepin V E 1981 *Comm. Math. Phys.* **79** 303
- [8] Nienhuis B, Warnaar S O and Blöte H W J 1993 *J. Phys. A: Math. Gen.* **26** ?
- [9] Baxter R J, Kelland S B and Wu F Y 1976 *J. Phys. A: Math. Gen.* **9** 397
- [10] Bazhanov V V 1985 *Phys. Lett.* **159B** 321;
Jimbo M 1986 *Commun. Math. Phys.* **102** 537
- [11] Cherednik I V 1980 *Theor. Math. Phys.* **43** 356;
Chudnovsky D V and Chudnovsky G V 1980 *Phys. Lett.* **79A** 36;
Kulish P P and Sklyanin E K 1980 *Zapiski Nauch. Semin. LOMI* **95** 129;
Perk J H H and Schultz C L 1981 *Phys. Lett.* **84A** 407
- [12] van Beijeren H 1977 *Phys. Rev. Lett.* **38** 993
- [13] Cvetkovic D M, Doob M and Sachs H 1980 *Spectra of Graphs* (Academic: London)

- [14] Andrews G E, Baxter R J and Forrester P J 1984 *J. Stat. Phys.* **35** 193
- [15] Jimbo M, Miwa T and Okado M 1988 *Commun. Math. Phys.* **116** 507
- [16] Gradshteyn I S and Ryzhik I M 1965 *Tables of Integrals, Series and Products* (Academic: New York)
- [17] Blöte H W J and Nienhuis B 1989 *J. Phys. A: Math. Gen.* **22** 1415
- [18] Di Francesco P and Zuber J-B 1990 *Nucl. Phys. B* **338** 602
- [19] Kuniba A, 1991 *Nucl. Phys. B* **355** 801

List of Figures

1	(a) The 9 vertices of the $C = 1$ MCL model and (b) the 23 vertices for the $C = 2$ case.	2
2	A polygon configuration. Only loops of different colour may intersect	6
3	The 20 vertices of the $A_3^{(2)}$ loop-vertex model.	8
4	Dynkin diagrams of the simply-laced Lie algebras.	10
5	Non-simple connected graphs with largest eigenvalue ≤ 2	10
6	An object with p external edges.	14
7	Graphical representation of the contraction of \mathcal{A} and \mathcal{B}	15