

# Schwinger pair creation of Kaluza–Klein particles: Pair creation without tunneling\*

Tamar Friedmann<sup>‡</sup> and Herman Verlinde<sup>α</sup>

*Physics Department, Princeton University, Princeton, NJ 08544*

## Abstract

We study Schwinger pair creation of charged Kaluza-Klein particles from a static KK electric field. We find that the gravitational backreaction of the electric field on the geometry – which is incorporated via the electric KK Melvin solution – prevents the electrostatic potential from overcoming the rest mass of the KK particles, thus impeding the tunneling mechanism which is often thought of as responsible for the pair creation. However, we find that pair creation still occurs with a finite rate formally similar to the classic Schwinger result, but via an apparently different mechanism, involving a combination of the Unruh effect and vacuum polarization due to the E-field.

\*Original title: Schwinger meets Kaluza–Klein

Published under present title in Phys.Rev.D71:064018(2005)

<sup>‡</sup> tamarf@feynman.princeton.edu; currently at: tamarf@lns.mit.edu

<sup>α</sup> verlinde@feynman.princeton.edu

# 1 Introduction and Summary

The classic study of the rate of creation of electron-positron pairs in a uniform, constant electric field was done more than 50 years ago in the seminal paper by Schwinger [1]. The concepts and methodology introduced in this work have had a lasting impact on the formal development of quantum field theory, and by now several alternative derivations of the effect have been invented (see e.g. [2, 3, 4, 5]).

Schwinger's predicted rate per unit time and volume is given by [1, 5]

$$\mathcal{W}(E) = qE \int \frac{d^2k_i}{(2\pi)^2} \sum_{n=1}^{\infty} \frac{1}{n} \exp\left(-\frac{\pi n(m_e^2 + k_i^2)}{|qE|}\right) \quad (1.1)$$

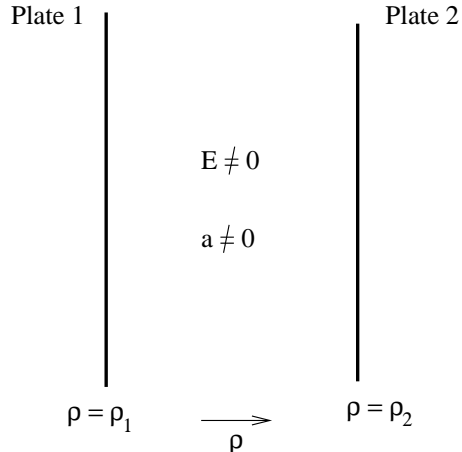
for a spin 1/2 particle in 4 flat space-time dimensions, with  $m_e$  and  $q$  the electron mass and charge,  $k_i$  the transverse momenta, and  $E$  the electric field.<sup>1</sup>

In an earlier set of equally classic papers [9, 10], Kaluza and Klein introduced their unified description of general relativity and electromagnetism, in which charged particles appear as quanta with non-zero quantized momentum around a compact extra dimension. It has of course always been clear that the charged Kaluza-Klein particles do not have the correct properties to represent electrons; most notably, the mass of the fundamental KK particles is equal to (or bounded below by) their charge, while for the electron the ratio  $m_e/q$  is about  $10^{-21}$ ! So in comparison with electrons, KK particles are either very heavy or have (in a large extra dimension scenario) an exceedingly small KK electric charge. Nonetheless, or rather, because of this fact, it is an interesting theoretical question whether it is at all possible, via an idealized Gedanken experiment, to pair produce KK particles by means of the Schwinger mechanism. As far as we know, this question has not been addressed so far in the literature, and probably for a good reason: it turns out to be a subtle problem! We will show that unlike the standard Schwinger pair creation effect, pair production of KK particles cannot be given the simple and rather intuitive interpretation of a tunneling mechanism.

Imagine setting up our Gedanken experiment as in fig 1, with two charged plates with a non-zero KK electric field in between. As seen from eqn (1.1), to turn on the effect by any appreciable amount will require an enormous KK electric field, and since Kaluza-Klein theory automatically includes gravity, the backreaction of the E-field on space-time will need to be taken into account. The best analog of a constant electric field in this setting is the electric version of the Kaluza-Klein Melvin background; the magnetic version was studied

---

<sup>1</sup>The rate (1.1) is still very small for experimentally accessible electric fields. For the rate to be appreciable, the field must be very large, around  $E_{crit} = 10^{16} eV/cm$ . A static field of this magnitude is difficult to obtain in laboratories, largely because it is several orders of magnitude above the electric field that can be sustained by an atom, namely  $10^8 eV/cm$ . See [6] for a recent experiment that has obtained pair creation from oscillating electric fields, which were studied theoretically in [7], and see [8] for an upcoming experiment studying pair production from the low-frequency, Schwinger limit of such fields.



**Fig 1:** *The Gedanken experiment we will imagine in this paper, with two charged plates at  $\rho = \rho_1$  and  $\rho = \rho_2$ , producing a non-zero  $E$ -field in the intermediate region. The backreaction and the finite mass density of the plates results in a non-zero gravitational acceleration  $a$ .*

recently in [11, 12, 13]<sup>2</sup>, and in [13] the electric version also appeared. We will study some of the features of the electric KKM background in section 2. For our problem, the relevant properties of this background are that

- (i) the background geometry depends on a longitudinal coordinate, which we will call  $\rho$ ;
- (ii) a gravitational acceleration  $a(\rho)$ , directed along the  $E$ -field, is included;
- (iii) the total gravitational and electrostatic potential energy remains positive everywhere.

The first two properties are expected backreaction effects. The last property, however, implies that the negative electrostatic potential can never be made large enough to compensate for the positive contribution coming from the rest mass of the particles. The physical reason for this obstruction is that before one reaches the critical electro-static potential, backreaction effects will cause space-time itself to break down: if one would formally continue the solution beyond this point, the space-time develops closed time-like curves, which are known to be unphysical. In this way, gravity puts an upper limit on the potential difference one can achieve between the two plates in fig 1.

This result may look like an insurmountable obstacle for pair creation, which is usually [4, 5] thought of as a tunneling effect by which particle pairs can materialize by using their electro-static energy to overcome their rest mass. The modern instanton method [3, 4] of computing the pair creation rate, for example, crucially depends on this intuition. However, as mentioned in point (ii) above, it turns out that the backreaction necessarily implies that the vacuum state of the KK particles needs to be defined in the presence of a non-zero

---

<sup>2</sup>In [11], pair production of Kaluza-Klein monopoles from the magnetic Kaluza-Klein Melvin solution was studied. See also [14] for a study of other aspects of the magnetic solutions.

gravitational acceleration. As we will explain in Appendix A, the necessary presence of this acceleration can be thought of as due to the non-zero mass of the parallel plates that produce the KK electric field. Consequently, the Schwinger effect needs to be studied in conjunction with its direct gravitational analog, the equally famous Hawking-Unruh effect [15, 16, 17].

It has been recognized for some time that the Hawking-Unruh effect and Schwinger pair creation are rather closely related (see, for example, [5]); both can be understood via a distortion of the vacuum, which may be parametrized by means of some appropriate Bogolyubov transformation that relates the standard energy eigenmodes to the new energy eigenmodes in the non-trivial background field. Also, like the Schwinger effect, the Hawking-Unruh effect has been thought of as a tunnelling mechanism and was derived as such recently [18]; see also [19] for a related study of de Sitter radiation.

By combining both the Schwinger and the Unruh effects we will obtain the following result for the pair creation rate of the Kaluza-Klein particles (which we will assume to be scalar particles) as a function of the electric field  $E$  and gravitational acceleration  $a$

$$\mathcal{W}(E, a) = \frac{a^{3/2}}{2\pi^2} \int \frac{\prod^{d-2} dk_i}{(2\pi)^{d-2}} \sum_q (q^2 + \Lambda k_i^2)^{1/4} \exp[-2\pi \omega(a, q, k_i)] \quad (1.2)$$

where

$$\omega(a, q, k_i) = \frac{q^2 + k_i^2}{|\frac{1}{2} qE + a\sqrt{q^2 + \Lambda k_i^2}|}, \quad \Lambda = 1 - \frac{E^2}{4a^2}, \quad (1.3)$$

Here the summation is over the full KK tower of all possible charges  $q = n/R$  with  $n$  integer and  $R$  the radius of the extra dimension, and  $a$  is the ‘bare’ acceleration, that the particles would experience with the  $E$ -field turned off. While  $E$  in this formula is a constant,  $a$  in fact depends on the longitudinal coordinate via  $1/a = \rho + \text{const}$ . The potential energy in (1.3) is the manifestly positive quantity we referred to in property (iii) above. A more detailed explanation of the result (1.2) will be given in Section 5.

Since in our case mass equals charge the result (1.2) looks like a reasonable generalization of the classic result (1.1) of Schwinger and of Unruh [16, 5]. In particular, if we turn off the E-field, our expression (1.2) reduces to the Boltzmann factor with Hawking-Unruh temperature  $\beta = 2\pi/a$ . Moreover, if we would allow ourselves to drop all terms containing the acceleration  $a$ , the result is indeed very similar to the dominant  $n = 1$  term in Schwinger’s formula (1.1). However, it turns out that in our case, the gravitational backreaction dictates that the acceleration  $a$  can not be turned off; rather, it is bounded from below by the electric field via

$$a > |E/2|. \quad (1.4)$$

Our formula (1.2) indeed breaks down when  $a$  gets below this value. So in particular, there is no continuous weak field limit in which our result reduces to Schwinger’s answer. We will

further discuss the physical interpretation of our result in the concluding section, where we will make a more complete comparison with the known rate [20] for Schwinger production in an accelerating frame.

This paper is organized as follows. In section 2 we describe some properties of the electric Kaluza-Klein Melvin space-time. In sections 3 and 4 we study classical particle mechanics and wave mechanics in this background. Finally in section 5, we set out to calculate the pair creation rate, using (and comparing) several methods of computation. Section 6 contains some concluding remarks. We discuss our experimental set-up in Appendix A, and in Appendix B we summarize the known result for Schwinger pair production in an accelerating frame.

## 2 The Electric Kaluza-Klein-Melvin Space-Time

We start with describing the classical background of  $d+1$ -dimensional Kaluza-Klein theory, representing a maximally uniform KK electric field.

### 2.1 Definition of the Electric KKM Space-time

Consider a flat  $d + 1$  dimensional flat Minkowski space-time, with the metric

$$ds^2 = -dt^2 + dx^2 + dy_i dy^i + dx_{d+1}^2, \quad (2.1)$$

with  $i = 2, \dots, d - 1$ . From this we obtain the electric Kaluza-Klein-Melvin space-time by making the identification

$$\begin{pmatrix} t \\ x \\ y_i \\ x_{d+1} \end{pmatrix} \longrightarrow \begin{pmatrix} t' \\ x' \\ y'_i \\ x'_{d+1} \end{pmatrix} = \begin{pmatrix} \gamma(t - \beta x) \\ \gamma(x - \beta t) \\ y_i \\ x_{d+1} + 2\pi R \end{pmatrix}, \quad (2.2)$$

with  $\gamma^2(1 - \beta^2) = 1$ . This geometry can be viewed as a non-trivial Kaluza-Klein background in  $d$  dimensions, in which the standard periodic identification  $x_{d+1} \equiv x_{d+1} + 2\pi R$  of the extra dimension is accompanied by a Lorentz boost in the  $x$ -direction. Since the  $d + 1$  dimensional space-time is flat everywhere, and the identification map (2.2) is an isometry, it is evident that the electric Melvin background solves the equation of motion of the Kaluza-Klein theory. As we will describe momentarily, from the  $d$ -dimensional point of view, it looks like a non-trivial background with a constant non-zero electric field  $E$  and with, as a result of its non-zero stress-energy, a curved space-time geometry. Here the electric field  $E$  is related to the boost parameters  $\beta$  and  $\gamma$  by

$$\beta = \tanh(\pi RE), \quad \gamma = \cosh(\pi RE). \quad (2.3)$$

The map (2.2) represents a proper space-like identification, for which

$$-(t' - t)^2 + (x' - x)^2 + (x'_{d+1} - x_{d+1})^2 = (2\pi R)^2 - (2\gamma - 2)(x^2 - t^2) > 0 \quad (2.4)$$

provided we restrict to the region

$$\rho < \frac{\pi R}{\sinh \frac{\pi ER}{2}}, \quad \rho^2 \equiv x^2 - t^2. \quad (2.5)$$

where we used (2.3). Outside of this regime, the electric Melvin space-time contains closed time-like curves. We will exclude this pathological region from our actual physical set-up. <sup>3</sup>

## 2.2 Classical Trajectories

As a first motivation for the identification of  $E$  with the KK electric field, it is instructive to consider classical trajectories in this space-time. This is particularly easy, since in flat  $d + 1$  Minkowski space, freely moving particles move in straight lines:

$$x = x_0 + p_1 s, \quad x^- = t_0 + p_0 s, \quad y_i = k_i s, \quad x_{d+1} = q s. \quad (2.6)$$

Assuming the particle is massless in  $d + 1$ -dimensions, we have

$$p_0 = \sqrt{p_1^2 + k_i^2 + q^2} \quad (2.7)$$

which is the mass-shell relation of a  $d$ -dimensional particle with mass equal to  $q$ . Let's introduce coordinates  $\rho$  and  $\tau$  via

$$x = \rho \cosh(\tau - \frac{1}{2} E x_{d+1}), \quad t = \rho \sinh(\tau - \frac{1}{2} E x_{d+1}). \quad (2.8)$$

and coordinates  $X$  and  $T$  by

$$X = \rho \cosh \tau \quad T = \rho \sinh \tau. \quad (2.9)$$

The identification (2.2) in the new coordinates becomes

$$\begin{pmatrix} T \\ X \\ y_i \\ x_{d+1} \end{pmatrix} \longrightarrow \begin{pmatrix} T \\ X \\ y_i \\ x_{d+1} + 2\pi R \end{pmatrix}, \quad (2.10)$$

---

<sup>3</sup>There is also a different notion of the electric version of the KK Melvin space-time, which is obtained by applying an electro-magnetic duality transformation  $F \rightarrow e^{2\sqrt{3}\phi} * F$ ,  $\phi \rightarrow -\phi$  to the magnetic KK Melvin space-time [21]. This background looks like an electric flux-tube in a  $U(1)$  gauge theory with an electric coupling constant  $e$  that diverges at large transverse distance from the flux-tube (due to the fact that the size of the extra dimension shrinks at large distance). Putting a reasonable physical upper bound on the size of  $e$  restricts the maximal allowed length of the flux tube, suggesting that the obstruction against creating an arbitrarily large electro-static potential may be more general than only for the type of backgrounds studied in this paper.

which is the standard Kaluza-Klein identification. The trajectory in terms of these is:

$$\begin{aligned} X &= (x_0 + p_1 s) \cosh(\tfrac{1}{2} Eqs) + (t_0 + p_0 s) \sinh(\tfrac{1}{2} Eqs) \\ T &= (t_0 + p_0 s) \cosh(\tfrac{1}{2} Eqs) + (x_0 + p_1 s) \sinh(\tfrac{1}{2} Eqs) \end{aligned} \quad (2.11)$$

Considering a particle at rest at the origin  $x_0 = 0$  and  $t_0 = 0$ , we find

$$\frac{d^2 X}{dT^2} = \frac{qE}{p_0} \quad (2.12)$$

This is the expected acceleration of a particle with charge and rest-mass  $q$ .

## 2.3 Kaluza-Klein Reduction

Let us now perform the dimensional reduction to  $d$  dimensions. Using the coordinates  $\rho$  and  $\tau$  defined in (2.8) the  $d + 1$  dimensional metric becomes

$$ds^2 = -\rho^2 (d\tau + \tfrac{1}{2} E dx_{d+1})^2 + d\rho^2 + dy_i dy^i + dx_{d+1}^2, \quad (2.13)$$

while the identification (2.2) simplifies to a direct periodicity in  $x_{d+1}$  with period  $2\pi R$ , leaving  $(\rho, \tau, y_i)$  unchanged. We may rewrite the metric (2.13) as

$$ds^2 = -\frac{\rho^2}{\Lambda} d\tau^2 + d\rho^2 + dy_i dy^i + \Lambda \left( dx_{d+1} - \frac{E\rho^2}{2\Lambda} d\tau \right)^2 \quad (2.14)$$

with

$$\Lambda \equiv 1 - \frac{1}{4} E^2 \rho^2. \quad (2.15)$$

In this form, we can readily perform the dimensional reduction.

The  $d$  dimensional low energy effective theory is described by the Einstein-Maxwell theory coupled to the Kaluza-Klein scalar  $V$  via

$$S = \int \sqrt{-g_d} \left( V^{1/2} R_d + \frac{1}{4} V^{3/2} F_{\mu\nu} F^{\mu\nu} \right). \quad (2.16)$$

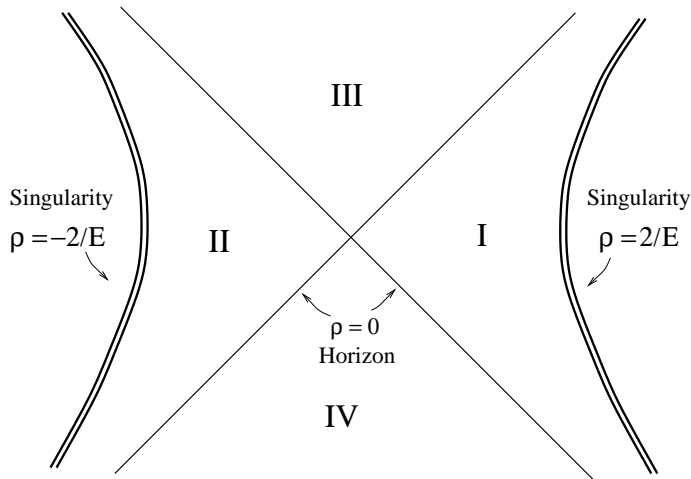
Here the  $d$ -dimensional fields are obtained from the  $d+1$  metric via the decomposition

$$ds_{d+1}^2 = ds_d^2 + V(dx_{d+1} + A_\mu dx^\mu)^2 \quad (2.17)$$

Comparing (2.17) and (2.14) gives the dimensionally reduced form of the electric Melvin background

$$ds_d^2 = -\frac{\rho^2}{\Lambda} d\tau^2 + d\rho^2 + dy_i dy^i \quad (2.18)$$

$$A_0 = \frac{E\rho^2}{2\Lambda}, \quad V = \Lambda \equiv 1 - \frac{1}{4} \rho^2 E^2. \quad (2.19)$$



**Fig 2:** The electric KK Melvin space-time divides up into four regions. Regions I and II are static regions, while regions III and IV are time-dependent.

It describes a curved space-time, together with an electric field in the  $\rho$ -direction given by

$$E_\rho \equiv \sqrt{g^{00}} \partial_\rho A_0 = \frac{E}{\Lambda^{3/2}}. \quad (2.20)$$

This electric field is equal to  $E$  at  $\rho = 0$ , but diverges at  $\rho = 2/E$ ; this singular behavior is related to the mentioned fact that outside the region (2.5), the identification map (2.2) becomes time-like and produces closed time-like curves. Note, however, that the location of the divergence in  $E_\rho$  slightly differs from the critical value noted in (2.5), but coincides with it in the limit of small  $ER$ .

The  $d$  dimensional metric in (2.18) reduces for  $E = 0$  to the standard Rindler space-time metric. For finite  $E$  there is a non-zero gravitational acceleration

$$a_\rho(\rho) \equiv g^{00} \partial_\rho g_{00} = \frac{1}{\rho\Lambda}, \quad (2.21)$$

which includes the gravitational backreaction due to the stress-energy contained in the electric field. Notice that  $a(\rho)$  diverges at  $\rho = 2/E$ .

The above static Rindler type coordinate system will be most useful for the purpose of providing a background with a static KK electric field. To obtain a more global perspective of the full electric KK Melvin space-time, we can use the coordinates  $X$  and  $T$  defined in eqn (2.9). In this coordinate system, the solution looks like

$$ds^2 = -dT^2 + dX^2 - \frac{E^2}{4\Lambda}(XdT - TdX)^2 + dy_i dy^i, \quad (2.22)$$

$$A_0 = \frac{EX}{2\Lambda}, \quad A_1 = -\frac{ET}{2\Lambda},$$



$$V = \Lambda, \quad \Lambda \equiv 1 - \frac{1}{4}E^2(X^2 - T^2).$$

In this coordinate system we can distinguish four different regions:

$$\begin{aligned} \text{Region I : } X > |T|, & & \text{Region II : } X < -|T|, \\ \text{Region III : } T > |X|, & & \text{Region IV : } T < -|X|. \end{aligned}$$

Regions I and II are static regions (that is, they admit a time-like Killing vector) and are analogous to the left and right wedges of Rindler space. They are separated by a “horizon” (as seen only by static observers at  $\rho = \text{const.}$ ) at  $X^2 = T^2$  from two time-dependent regions III and IV. (See fig 2) We will mostly dealing with the physics of region I. For a discussion of the physics in region III, see [13].

## 2.4 Physical Boundary Conditions

In order to have in mind a physical picture of the part of this spacetime that we will be studying, we recall the Gedanken experiment as shown in fig 1, in which two charged plates produces a *static* KKM electric field between them. As explained in detail in Appendix A, the space-time between the two plates will correspond to a finite interval within region I:

$$\rho_1 < \rho < \rho_2, \quad \text{with } 0 < \rho_1 < \rho_2 < |2/E|. \quad (2.23)$$

By concentrating on the physics within this region, our physical set-up will automatically exclude the unphysical regime with the closed time-like curves, as well as the horizon at  $\rho = 0$ . The details of this set-up are given in Appendix A.

## 3 Particle Mechanics

In this section we consider the classical mechanics of charged particles in the electric KK-Melvin space-time, deriving the expression for the total gravitational and electrostatic potential energy. This discussion will be useful later on when we consider the quantum mechanical pair production.

### 3.1 Classical Action

The classical action for a massless particle in  $d + 1$  dimensions is

$$S_{d+1} = \int ds \left[ p_M \dot{x}^M + \lambda (G^{MN} p_M p_N) \right], \quad (3.1)$$

where  $M, N = 0, \dots, d$  and  $\lambda$  denotes the lagrange multiplier imposing the zero-mass-shell condition  $G^{MN} p_M p_N = 0$ . Upon reduction to  $d$  dimensions, using the general Kaluza-Klein Ansatz (2.17), for which

$$G^{MN} = \begin{pmatrix} g^{\mu\nu} & -A^\nu \\ -A^\mu & V^{-1} + A_\mu A^\mu \end{pmatrix}, \quad (3.2)$$

where  $\mu, \nu = 0, \dots, d-1$ , the action (3.1) attains the form (here we drop the  $x_{d+1}$ -dependence)

$$S_d = \int ds \left[ p_\mu \dot{x}^\mu + \lambda \left( g^{\mu\nu} (p_\mu - qA_\mu)(p_\nu - qA_\nu) + \frac{q^2}{V} \right) \right]. \quad (3.3)$$

Here we identified  $q = p_{d+1}$ . The  $\lambda$  equation of motion gives

$$g^{\mu\nu} (p_\mu - qA_\mu)(p_\nu - qA_\nu) + \frac{q^2}{V} = 0 \quad (3.4)$$

This is the constraint equation of motion of a particle with charge  $q$  and a (space-time dependent) mass  $m = \frac{q}{\sqrt{V}}$ . For the electric KK Melvin background (2.18), the constraint (3.4) takes the form

$$-\frac{\Lambda}{\rho^2} \left( p_\tau + \frac{qE\rho^2}{2\Lambda} \right)^2 + p_\rho^2 + p_i^2 + \frac{q^2}{\Lambda} = 0, \quad (3.5)$$

or

$$-\frac{p_\tau^2}{\rho^2} + \left( q - \frac{1}{2}Ep_\tau \right)^2 + p_\rho^2 + p_i^2 = 0. \quad (3.6)$$

Since the background is independent of all coordinates except  $\rho$ , all momenta are conserved except  $p_\rho$ . Let us denote these conserved quantities by

$$p_\tau = \omega, \quad p_i = k_i. \quad (3.7)$$

The constraint (3.6) allows us to solve for  $p_\rho$  in terms of the conserved quantities as

$$p_\rho = \pm \sqrt{(\omega^2/\rho^2) - \mu^2}, \quad \mu^2 \equiv k_i^2 + (q - \frac{1}{2}E\omega)^2. \quad (3.8)$$

Using this expression for  $p_\rho$ , we can write the total action of a given classical trajectory purely in terms of its beginning and endpoints as

$$S_\pm(x_2, x_1) = \omega \tau_{21} + k_i y_{21}^i \pm \int_{\rho_1}^{\rho_2} d\rho \sqrt{(\omega^2/\rho^2) - \mu^2}. \quad (3.9)$$

Performing the integral gives

$$S_\pm(x_2, x_1) = S_\pm(x_2) - S_\pm(x_1), \quad (3.10)$$

with

$$S_{\pm}(\{\rho, \tau, y\}) = k_i y^i + \omega (\tau \pm \tau_0(\rho, k_i, \omega)), \quad (3.11)$$

where

$$\tau_0(\rho, k_i, \omega) = \sqrt{1 - \left(\frac{\mu\rho}{\omega}\right)^2} - \log \left[ \frac{\omega}{\mu\rho} \left( 1 + \sqrt{1 - \left(\frac{\mu\rho}{\omega}\right)^2} \right) \right]. \quad (3.12)$$

This result will become useful in the following.

Notice that, for given radial location  $\rho$ , the classical trajectory only crosses this location provided the energy  $\omega$  satisfies  $\omega \geq \mu\rho$  with  $\mu$  as defined in (3.8). The physical meaning of the quantity  $\tau_0$  in (3.12) is that it specifies the (time difference between the) instances  $\tau = \pm\tau_0$  at which the trajectory passes through this radial location. Notice that indeed  $\tau_0 = 0$  when  $\omega = \mu\rho$ , indicating that at this energy,  $\rho$  is the turning point of the trajectory.

### 3.2 Potential Energy

We can use the mass-shell constraint (3.5) to solve for the total energy

$$H \equiv p_\tau = \frac{\rho}{\Lambda} \sqrt{\Lambda(p_\rho^2 + k_i^2) + q^2} - \frac{qE\rho^2}{2\Lambda}. \quad (3.13)$$

The corresponding Hamilton equations

$$\partial_\tau \rho = \frac{\partial H}{\partial p_\rho}, \quad \partial_\tau p_\rho = -\frac{\partial H}{\partial \rho}, \quad (3.14)$$

determine the classical trajectory  $\rho(\tau)$ . An important quantity in the following will be the potential energy  $\omega(\rho, q, k_i)$ , defined via

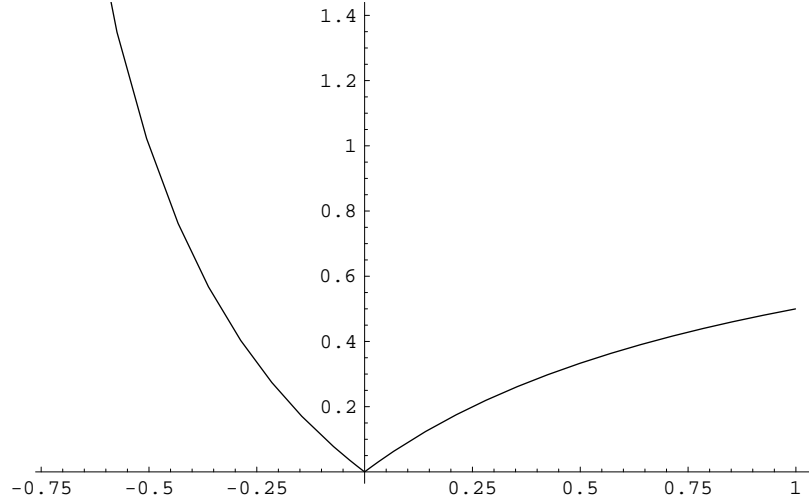
$$\omega(\rho, q, k_i) \equiv H(p_\rho = 0) = \frac{\rho}{\Lambda} \sqrt{q^2 + \Lambda k_i^2} - \frac{qE\rho^2}{2\Lambda}. \quad (3.15)$$

That is,  $\omega(\rho, q, k_i)$  is the energy of particles, with  $p_{d+1} = q$  and transverse momentum  $p_i = k_i$ , that have their turning point at  $\rho$ .

As expected, the potential energy  $\omega(\rho)$  contains two contributions: the first term is the gravitational energy due to the rest mass and momentum of the particle, and the second term represents the electro-static potential. If  $qE$  is positive, this last term makes the particle effectively lighter than its gravitational energy. The total energy for any  $qE$ , however, never becomes negative. For  $qE$  negative, the expression (3.15) is manifestly positive. For  $qE$  either positive or negative, it can be rewritten as

$$\omega(\rho, q, k_i) = \frac{q^2 + k_i^2}{\left| \frac{1}{2}qE + \rho^{-1} \sqrt{q^2 + \Lambda k_i^2} \right|}, \quad (3.16)$$

which is again manifestly positive. We have plotted this function for  $k_i^2 = 0$  in fig 3.



**Fig. 3** *The effective potential  $\omega(\rho)$  defined in eqn (3.15) (for  $k_i = 0$ , and multiplied by  $E$ ) as a function of  $x = \frac{1}{2}qE\rho$ , with  $q = \pm 1$ .*

This behavior of the potential energy  $\omega(\rho, q, k_i)$  should be contrasted with the classical electrostatic case, where  $V(\rho, q) = m - qE\rho$  with  $m$  the rest-mass, in which case the particle *can* get a negative total energy. When going to single particle wave mechanics, this negative energy leads to the famous Klein paradox, and upon second quantization, to the Schwinger pair creation effect. Since in our case the potential remains positive, there is no Klein paradox and no immediate reason to expect a vacuum instability. Nonetheless, as we will see shortly, pair creation will take place.

Finally, we note that in the concrete set-up of Situation I of our Gedanken apparatus in Appendix A, the particles are in fact restricted to move within the region  $\rho_1 < \rho < \rho_2$  between the two plates. To complete the dynamical rules of the model, we need to specify what happens when the particle reaches the plates; we will simply assume reflecting boundary conditions.

## 4 Wave Mechanics

In this section we write the solutions to the wave equations in the electric KK-Melvin background, and illustrate the semi-classical correspondence with the classical mechanics.

## 4.1 Wave Equations

The  $d + 1$ -dimensional wave equation in the background (2.13) is

$$\frac{1}{\sqrt{-G}} \partial_M (\sqrt{-G} G^{MN} \partial_N \Phi) = \left[ \frac{1}{\rho} \partial_\rho (\rho \partial_\rho) - \frac{1}{\rho^2} \partial_\tau^2 + \partial_i^2 + \left( \partial_{d+1} + \frac{1}{2} E \partial_\tau \right)^2 \right] \Phi = 0, \quad (4.1)$$

subject to the perioding boundary condition in the  $x_{d+1}$  direction with period  $2\pi R$ . For a given eigenmode with  $q \equiv p_{d+1} = \frac{n}{R}$ , we can reduce the wave equation to  $d$  dimensions, where it can be written in the form

$$\left( \frac{\sqrt{\Lambda}}{\rho} \partial_\rho \left( \frac{\rho}{\sqrt{\Lambda}} \partial_\rho \right) - \frac{\Lambda}{\rho^2} \left( \partial_\tau + \frac{iqE\rho^2}{2\Lambda} \right)^2 + \partial_i^2 - \frac{q^2}{\Lambda} \right) \Phi = 0. \quad (4.2)$$

Here we recognize the conventional wave equation

$$\frac{1}{\sqrt{-g}} D_\mu (\sqrt{-g} g^{\mu\nu} D_\nu \Phi) - M^2 \Phi = 0 \quad (4.3)$$

of a  $d$  dimensional charged particle with charge  $q$  in the background (2.18) and with a position dependent mass equal to  $M^2 = q^2/\Lambda$ . Note the direct correspondence of the above wave equations with the classical equations (3.5) and (3.6). They need to be solved subject to the boundary conditions imposed by our physical set-up. In case of Situation I, see fig. 5 in Appendix A, we will choose to impose Dirichlet boundary conditions at the two plates

$$\Phi |_{\rho=\rho_1} = \Phi |_{\rho=\rho_2} = 0. \quad (4.4)$$

## 4.2 Mode Solutions

The  $d + 1$ -dimensional wave equation is solved by

$$\Phi_{qk\omega} = e^{ix_{d+1}(q - \frac{1}{2}E\omega) + ik_i y^i + i\omega\tau} K(\omega, \mu\rho), \quad (4.5)$$

with  $\mu$  as defined in (3.8), and where  $K(\omega, \mu\rho)$  solves the differential equation

$$\left( (\rho\partial_\rho)^2 + \omega^2 + \mu^2\rho^2 \right) K(\omega, \mu\rho) = 0. \quad (4.6)$$

The solution  $K$  has the integral representation

$$K(\omega, \mu\rho) = \int_{-\infty}^{\infty} d\sigma e^{i\omega\sigma - i\mu\rho \sinh \sigma}, \quad (4.7)$$

and can be expressed in terms of standard Bessel and Hankel functions [22, 23]. The functions  $K(\omega, \mu\rho)$  are defined for arbitrary real  $\omega$ . However, upon imposing the boundary conditions that  $K(\omega, \mu\rho_i) = 0$  at the location of the two plates, we are left with only a

discrete set of allowed frequencies  $\omega_\ell$ . Since the corresponding mode functions (4.7) form a complete basis of solutions to (4.6), they satisfy an orthogonality relation of the form

$$\int_{\rho_1}^{\rho_2} d\rho \rho K^*(\omega_\ell, \mu_\ell \rho) K(\omega_j, \mu_j \rho) = f(\omega_\ell) \delta_{\ell,j}, \quad (4.8)$$

where  $f(\omega)$  some given function that depends on  $\rho_1$  and  $\rho_2$ .

For large  $\omega$  and  $\mu\rho$ , we can approximate the integral in (4.7) using the stationary phase approximation. The stationary phase condition  $\omega = \mu\rho \cosh \sigma$  has two solutions

$$\sigma_\pm = \pm \log \left[ \frac{\omega}{\mu\rho} \left( 1 + \sqrt{1 - \left( \frac{\mu\rho}{\omega} \right)^2} \right) \right] \quad (4.9)$$

provided  $|\omega| > \mu\rho$ , leading to

$$K(\omega, \mu\rho) \simeq \frac{\sqrt{2\pi} \cos\left(\omega\tau_0(\rho) + \frac{\pi}{4}\right)}{\sqrt{\omega} \sqrt[4]{1 - \left(\frac{\mu\rho}{\omega}\right)^2}}, \quad |\omega| > \mu\rho, \quad (4.10)$$

with  $\tau_0$  as given in eqn (3.12). This formula is accurate for energies  $\omega$  larger than the potential energy  $\omega(\rho)$ . For smaller energies there is no saddle-point and the function  $K(\omega, \mu\rho)$  is exponentially small

$$K(\omega, \mu\rho) \simeq \sqrt{\frac{\pi}{\mu\rho}} e^{-\mu\rho}, \quad |\omega| \ll \mu\rho \quad (4.11)$$

reflecting the fact that the corresponding classical trajectory has its turning point before reaching  $\rho$ .

Notice that, upon inserting (4.10), the full mode function  $\Phi_{qk\omega}$  in (4.5) can be written as a sum of two semi-classical contributions

$$\Phi_{qk\omega}(x) \sim \sum_{\pm} e^{ix_{d+1}(q + \frac{1}{2}E\omega) + ik_i y^i + i\omega(\tau \pm \tau_0(\rho, k, \omega))} \sim \sum_{\pm} e^{iS_{\pm}(y, \tau, \rho)}, \quad (4.12)$$

corresponding to the left- and right-moving part of the trajectory, respectively.

## 5 Pair Creation

In this section we will compute the pair creation rate of the Kaluza-Klein particles, following three different (though related) methods. We will start with the simplest method, by looking for Euclidean ‘‘bounce’’ solutions. We then proceed with a more refined method of computation, more along the lines of Schwinger’s original calculation, producing the non-trivial result quoted in the introductory section. Finally, we show that the obtained result can naturally be interpreted by considering the Hawking-Unruh effect, and we use the method of Bogolyubov transformations to compute the expectation value of the charge current.

## 5.1 Classical Euclidean Trajectories

Assuming that, in spite of the fact that the effective potential (3.15) seems to suggest otherwise, the nucleation of the charged particle pairs can be viewed as the result of a quantum mechanical tunneling process, we compute the rate by considering the corresponding Euclidean classical trajectory. The analytic continuation of the electric KK Melvin space-time to Euclidean space is

$$ds_E^2 = \frac{\rho^2}{\Lambda_E} d\theta^2 + d\rho^2 + dy_i dy^i + \Lambda_E \left( dx_{d+1} - \frac{E\rho^2}{2\Lambda_E} d\theta \right)^2, \quad (5.1)$$

$$A_\theta = \frac{E\rho^2}{2\Lambda_E}, \quad V = \Lambda_E,$$

with  $\theta$  a periodic variable with period  $2\pi$ , and

$$\Lambda_E \equiv 1 + E^2 \rho^2 / 4. \quad (5.2)$$

This Euclidean geometry is obtained from the Lorentzian electric KK Melvin solution via the replacement

$$E \rightarrow iE, \quad t \rightarrow -i\theta, \quad (5.3)$$

and coincides with the space-like section of the magnetic KK Melvin space-time. Unlike the Lorentzian version, this Euclidean space-time extends over the whole range of positive  $\rho$  values and ends smoothly at  $\rho = 0$ , by virtue of the periodicity in  $\theta$ . This is standard for Euclidean cousins of space-times with event horizons, and a first indication that quantum field theory in the space-time naturally involves physics at a specific finite temperature.

The Euclidean action of a point-particle, with charge (momentum in the  $d+1$ -direction) equal to  $p_{d+1} = q$  and mass  $M = |q|/\sqrt{\Lambda_E}$  moving in this background reads

$$S_E = \int ds \mathcal{L}_E, \quad \mathcal{L}_E = \frac{|q|}{\sqrt{\Lambda_E}} \sqrt{\frac{\rho^2 \dot{\theta}^2}{\Lambda_E} + \dot{\rho}^2 + \dot{y}_i^2} - \frac{qE\rho^2}{2\Lambda_E} \dot{\theta}. \quad (5.4)$$

As a first step, let us look for closed circular classical trajectories at constant  $\rho$  and  $y_i$ . The above point-particle action then reduces to

$$S_E(\rho) = \frac{\pi}{\Lambda_E} (2|q|\rho - qE\rho^2). \quad (5.5)$$

The first term is the energy of a static particle times the length of the orbit, and the second term is the interaction with the background field times the area of the loop. Looking for an extremum yields one real and positive solution

$$|E|\rho = 2\sqrt{2} - 2 \cdot \text{sign}(qE) \quad (5.6)$$

with total action

$$S_E = \frac{2\pi|q|}{|E|} (\sqrt{2} - \text{sign}(qE)). \quad (5.7)$$

The existence of these solutions with finite Euclidean action is a first encouraging sign that pair creation may take place after all. The answer (5.5) for the Euclidean action also looks like a rather direct generalization of the standard semiclassical action for the Schwinger effect, and it is therefore tempting to conclude at this point that the total pair creation rate is proportional to

$$e^{-S_E} = e^{-2\pi|q|(\sqrt{2}-\text{sign}(qE))/|E|}, \quad (5.8)$$

which looks only like a numerical modification of the classic result (1.1). This conclusion is somewhat premature, however, since in particular the pair creation rate should depend on  $\rho$ . We would like to determine this  $\rho$ -dependence.

For this, we take a second step and consider closed Euclidean trajectories that are not necessarily circular. As in section 3, we now go to a Hamiltonian formulation. To transform the formulas in section 3 to the Euclidean set-up, we need to make, in addition to (5.3), the following replacements

$$s \rightarrow -is, \quad p_\rho \rightarrow ip_\rho, \quad p_i \rightarrow ip_i, \quad q \rightarrow iq. \quad (5.9)$$

In this way we obtain from (3.13) a Euclidean Hamiltonian

$$H_E \equiv p_\theta = \frac{\rho}{\Lambda_E} \sqrt{|q|^2 - \Lambda_E(p_\rho^2 + k_i^2)} - \frac{qE\rho^2}{2\Lambda_E}, \quad (5.10)$$

that generates the motion of particle as a function of the Euclidean time  $\theta$ , and a corresponding potential energy

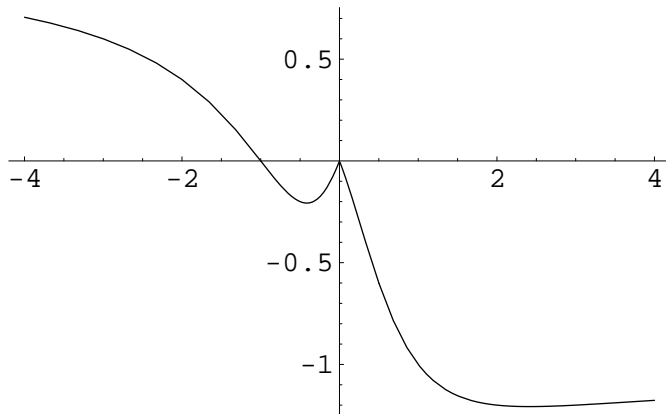
$$\omega_E(\rho, k_i, q) \equiv -H_E(p_\rho = 0) = -\frac{\rho}{\Lambda_E} \sqrt{|q|^2 - \Lambda_E k_i^2} + \frac{qE\rho^2}{2\Lambda_E}. \quad (5.11)$$

In addition to a change in sign, which is the standard way in which a potential changes when going to Euclidean space, this Euclidean potential differs from (3.15) via the replacement  $\Lambda \rightarrow \Lambda_E$ . We have drawn  $\omega_E$  for  $k_i = 0$  in fig 4. Note that  $\omega_E$  for  $k_i = 0$  is proportional to the reduced effective action (5.5) for circular trajectories, and the critical radii (5.6) reside at the two minima in fig 4.

Our goal is to obtain semi-classical estimate for the pair creation rate at some given  $\rho$ . How should we use this Euclidean potential for this purpose? As seen from fig 4, there is a range of Euclidean energies  $H_E$  around the two minima (5.6) for which there exist stable, compact orbits. These orbits have a maximal and minimal radius,  $\rho_+$  and  $\rho_-$ , at which  $H_E = \omega_E(\rho_\pm)$ . The idea now is to associate to a given  $\rho$  the corresponding Euclidean trajectory for which  $\rho$  equals one of these extrema  $\rho_\pm$ , and then use the total action  $S_E(\rho)$  for this trajectory to get a semi-classical estimate of the pair creation rate via

$$\mathcal{W}(\rho) \simeq e^{-S_E(\rho)}. \quad (5.12)$$





**Fig. 4** The Euclidean effective potential  $\omega_E(\rho)$  defined in eqn (5.11) (for  $k_i = 0$ , and multiplied by  $E$ ) as a function of  $x = \frac{1}{2}qE\rho$ , with  $q = \pm 1$ .

Here it is understood that in  $S_E(\rho)$  we undo the rotation  $E \rightarrow iE$ , so that  $\Lambda_E \rightarrow \Lambda$ . Equation (5.12) is then a clear and unambiguous formula, provided the classical orbit is closed.

In general, however, the orbits need not be closed: the period of oscillation does not need to be  $2\pi$  or even a fraction or multiple thereof. How should we *define* the total classical action, to be used in (5.12) for such a trajectory?

Our proposal, that perhaps may look *ad hoc* at this point but will be confirmed and justified in the subsequent subsections, is to take for  $S_E$  the total action averaged over one full rotation period of  $2\pi$ . Concretely, suppose that the compact trajectory has an “oscillation period”  $\theta_0$ , in which it goes through a full oscillation starting and returning to its maximal radial position  $\rho = \rho_+$ . We then define  $S_E(\rho)$  as:

$$S_E(\rho) \equiv \lim_{\theta \rightarrow \infty} \frac{2\pi}{\theta} \int_0^\theta d\theta \mathcal{L}_E(\theta, \rho) = \frac{2\pi}{\theta_0} \int_0^{\theta_0} d\theta \mathcal{L}_E(\theta, \rho). \quad (5.13)$$

With this definition, and using the results in Section 3.1, we can now easily evaluate  $S_E(\rho)$ . From (the Euclidean analog of) eqn (3.11), while noting that  $\tau_0(\rho) = 0$  since  $\rho$  is the turn-around point, we obtain

$$S_E(\rho) = 2\pi\omega(\rho, q, k_i), \quad (5.14)$$

with  $\omega$  as given in (3.15). Here we made the replacement  $E \rightarrow iE$ , as prescribed.

The result (5.14) together with (5.12) gives our proposed semi-classical estimate of the pair creation rate as a function of  $\rho$ . Clearly, the derivation as presented thus far needs

some independent justification. It also leaves several open questions. In particular, it is not clear how we should interpret the Euclidean “bounce” solutions, given the fact that the real effective potential (3.15) doesn’t seem to lead to any tunneling. A better understanding of the physics that leads to the pair creation seems needed. In the next two subsections we will present two slightly more refined derivations of the rate, which will help answer some of these questions.

## 5.2 Sum over Euclidean Trajectories

We will now evaluate the pair creation rate, per unit time and volume, by means of the path-integral. Since we expect that this rate will be a function of longitudinal position  $\rho$ , we would like to express the final result as an integral over  $\rho$ . We start from the sum over all Euclidean trajectories

$$\mathcal{W} = \int \mathcal{D}p \mathcal{D}x \exp\left(-\frac{1}{\hbar}S[p, x]\right) \quad (5.15)$$

defined on flat  $d+1$ -dimensional space with metric and periodicity condition

$$ds_E^2 = dx^* dx + dy_i dy^i + dx_{d+1}^2, \quad (5.16)$$

$$(x, x^*, y_i, x_{d+1}) \equiv (e^{i\pi ER} x, e^{-i\pi ER} x^*, y_i, x_{d+1} + 2\pi R). \quad (5.17)$$

In the end we intend to rotate back to Lorentzian signature, replacing  $E \rightarrow iE$ .

We can read the expression (5.15) as a trace over the quantum mechanical Hilbert space of the single particle described by the action (3.1) or (3.3). The idea of the computation is to write this as a sum over winding sectors around the 11-th direction. For each winding number  $w$ , the closed path is such that the end-points are related via a rotation in the  $(x, x^*)$ -plane over an angle  $w\pi ER$ . Using this insight, we can write (5.15) as

$$\int d^d x \mathcal{W}(x) = R \int_0^\infty \frac{dT}{T} \sqrt{\frac{2\pi}{T}} \sum_w e^{-\frac{1}{2T}(2\pi R w)^2} \text{Tr} \left[ e^{\pi i w ER J} e^{-\frac{T}{2}(p^* p + p_i^2)} \right] \quad (5.18)$$

where  $T$  denotes the Schwinger proper time variable, and where  $J$  denotes the rotation generator in the  $(x, x^*)$  plane. The exponent in front of the the trace is the  $d+1$ -dimensional part of the classical action of the trajectory with winding number  $w$ . To compute the trace, we write it as an integral over mixed position and momentum eigen states

$$\text{Tr} A = \int d^2 x \int \frac{\prod^{d-2} dk_i}{(2\pi)^{d-2}} \langle x, k_i | A | x, k_i \rangle \quad (5.19)$$

Next we evaluate

$$\langle x | e^{\pi i w ER J} e^{-\frac{T}{2} p^* p} | x \rangle = \frac{1}{\pi T} e^{-\frac{x x^*}{2T} (e^{\pi i ER w} - 1)(e^{-\pi i ER w} - 1)} \quad (5.20)$$

where we used the standard formula for the heat kernel in two dimensions. Inserting this into (5.18), we can write the production rate as an integral over  $\rho$  of

$$\mathcal{W}(\rho) = R \int_0^\infty \frac{dT}{T} \sqrt{\frac{2\pi}{T}} \int \frac{\prod^{d-2} dk_i}{(2\pi)^{d-2}} \frac{e^{-\frac{T}{2} k_i^2}}{\pi T} \sum_w e^{-\frac{1}{2T}((2\pi R w)^2 + 4\rho^2 \sin^2(\pi E R w/2))} \quad (5.21)$$

which we will interpret as the pair production rate at the location  $\rho$ .

Equation (5.21) is an exact evaluation of the Euclidean functional determinant. To put it in a more useful form, we will assume that we are in the regime  $\rho^2 \gg T$  (an assumption that we will be able to justify momentarily), so that we can simplify the expression by means of the Villain approximation

$$\sum_w e^{-\frac{1}{2T}((2\pi R w)^2 + 4\rho^2 \sin^2(\pi E R w/2))} \simeq \sum_{w,n} e^{-\frac{1}{2T}((2\pi R w)^2 + \rho^2(\pi E R w - 2\pi n)^2)}. \quad (5.22)$$

This replacement essentially amounts to a semi-classical approximation. The right-hand side can be re-expressed via the Poisson resummation formula (note here that the left-hand side below is just a trivial rewriting of the right-hand side above)

$$\sum_w e^{-\frac{1}{2T}(\Lambda_E(2\pi R w - \frac{\pi E \rho^2 n}{\Lambda_E})^2 + \frac{4\pi^2 \rho^2 n^2}{\Lambda_E})} = \sqrt{\frac{T}{2\pi \Lambda_E R^2}} \sum_m e^{-\frac{1}{\Lambda_E}(\frac{T}{2} \frac{m^2}{R^2} + \frac{2\pi^2 \rho^2 n^2}{T} + \frac{i\pi E m n \rho^2}{R})} \quad (5.23)$$

As the final step, we may now evaluate the integral over the Schwinger parameter  $T$  via the saddle point approximation. The saddle points are at<sup>4</sup>

$$T_0 = \frac{2\pi \rho |n|}{\sqrt{\frac{m^2}{R^2} + \Lambda_E k_i^2}}, \quad n = \pm 1, \pm 2, \dots \quad (5.24)$$

Before plugging this back in to obtain our final result, let us first briefly check our assumption that  $\rho^2 \gg T$ : setting  $k_i = 0$ , we find  $\rho^2/T_0 = m\rho/2\pi|n|R$ . So as long as the spatial distance scale  $\rho$  is much larger than the KK compactification radius  $R$ , we're safe to use (5.22).

With this reassurance, we proceed and find our final answer for the pair creation rate per unit time and volume where we made the replacement  $E \rightarrow iE$ .<sup>5</sup>

$$\mathcal{W}(\rho) = \frac{1}{2\pi^2 \rho^{3/2}} \int \frac{\prod^{d-2} dk_i}{(2\pi)^{d-2}} \sum_m \left( \frac{m^2}{R^2} + \Lambda k_i^2 \right)^{1/4} \sum_{n=1}^\infty \frac{1}{n^{3/2}} \exp[-2\pi n \omega(\rho, q, k_i)] \quad (5.25)$$

where  $\omega(\rho, q, k_i)$  is the potential energy introduced in equation (3.15). The summation over  $n$  in (5.25) can be seen to correspond to the ‘‘winding number’’ of the Euclidean trajectory around the periodic Euclidean time direction. The  $n = 1$  term dominates, and is the result announced in the Introduction. Before discussing it further, we will now proceed with a second method of derivation.

<sup>4</sup>We drop the term with  $n = 0$ , since it corresponds to the vacuum contribution.

<sup>5</sup>Note that the same result can be obtained by replacing the sum in (5.21) by (5.23), integrating over  $T$  exactly, and then using eqn (4.11) to approximate the resulting Bessel function.

### 5.3 The Hawking-Unruh effect

The result (5.25) looks like a thermal partition function, indicating that it can be understood as produced via the Hawking-Unruh effect. We will now make this relation more explicit.

The functional integral (5.15) over all Euclidean paths represent the one-loop partition function of a scalar field  $\Phi$  in the  $d+1$ -dimensional electric KK Melvin space-time. We can compute this determinant also directly via canonical quantization of this field. The full expansion of  $\Phi$  into modes starts with a decomposition over wave numbers along the extra dimension (in this section we restrict  $q$  to be positive)

$$\Phi = \Phi_0 + \sum_{q=1}^{\infty} \left( e^{iqx_{d+1}} \Phi_q + e^{-iqx_{d+1}} \Phi_q^* \right), \quad (5.26)$$

where  $\Phi_0$  is massless and real, and  $\Phi_q$  are complex and have mass  $m = q$ . Let us define  $\mu_+$  and  $\mu_-$  via

$$\mu_+^2 = \left( q + \frac{1}{2}\omega E \right)^2 + k_i^2, \quad \mu_-^2 = \left( -q + \frac{1}{2}\omega E \right)^2 + k_i^2, \quad (5.27)$$

so that now  $\mu_{\pm}$  are quantities related to positively or negatively charged particles.

To proceed, we now need to expand the field  $\Phi_q$  in creation and annihilation modes, allowing only modes that satisfy the boundary conditions (4.4) that  $\Phi_q(\rho_i) = 0$  at the location of the two charged plates.

$$\Phi_q = \sum_{\omega>0} \int \frac{\prod_{i=1}^{d-2} dk_i}{(2\pi)^{d-2}} \frac{e^{-i\omega\tau + ik_i y^i}}{\sqrt{\omega f(\omega)}} \left( K(\omega, \mu_+ \rho) a_q(k_i, \omega) + K^*(\omega, \mu_- \rho) a_{-q}^\dagger(k_i, \omega) \right), \quad (5.28)$$

with  $K(\omega, \mu\rho)$  and  $f(\omega)$  as defined in (4.7) and (4.8). The creation and annihilation modes then satisfy the usual commutation relations.

$$[a_{\pm q}(k_1, \omega_1), a_{\pm q}^\dagger(k_2, \omega_2)] = \delta(k_1 - k_2) \delta_{\omega_1 \omega_2}. \quad (5.29)$$

Our goal is to determine what the natural vacuum state of the  $\Phi$  field looks like, as determined by the initial conditions. In the far past, we imagine that the KK electric field was completely turned off. The electric KK Melvin background then reduced to Rindler or Minkowski space – depending on which coordinate system one introduces. The most reasonable initial condition is that the quantum state of all  $\Phi$  quanta starts out in the vacuum as defined in the Minkowski coordinate system. Let us denote this Minkowski vacuum by  $|\Omega\rangle$ .

To determine the expression for  $|\Omega\rangle$  in terms of our mode basis, we can follow the standard procedure [16] [17]. We will not go into the details of this calculation here, except to mention one key ingredient: the mode functions, when extended over the full range of  $\rho$  values, have a branch-cut at the horizon at  $\rho = 0$ , such that

$$K(\omega, -\mu\rho) = e^{\pm 2\pi\omega} K^*(\omega, \mu\rho), \quad (5.30)$$

depending on whether the branch cut lies in the upper or lower-half plane. This behavior of  $K(\omega, \mu\rho)$  near  $\rho = 0$  is sufficient to deduce the form of the Bogolyubov transformation relating the modes  $a(\omega, k)$  to the Minkowski creation and annihilation modes. (see e.g. [17]). As a result, one finds that the Minkowski vacuum,  $|\Omega\rangle$ , behaves like a thermal density matrix for the observable creation and annihilation modes in (5.28). In particular, the number operator for each mode has the expectation value

$$\langle \Omega | a_q^\dagger(k, \omega) a_q(k, \omega) | \Omega \rangle = \frac{1}{e^{2\pi\omega} - 1}, \quad (5.31)$$

while the overlap of  $|\Omega\rangle$  with the empty vacuum state, defined via  $a_q(k, \omega)|0\rangle = 0$ , becomes

$$|\langle 0 | \Omega \rangle|^2 = \exp \left[ \int \frac{\prod^{d-2} dk_i}{(2\pi)^{d-2}} \sum_{q, \omega} \left| \log(1 - e^{-2\pi\omega}) \right| \right] \quad (5.32)$$

$$= \exp \left[ - \int \frac{\prod^{d-2} dk_i}{(2\pi)^{d-2}} \sum_{q, \omega, n} \frac{1}{n} e^{-2n\pi\omega} \right]. \quad (5.33)$$

This expression represents the probability that the state  $\Omega$  does not contain any particles – and its dominant  $n = 1$  term looks indeed closely related to the result (5.25) obtained in the previous subsection.

The difference between the two equations is that (5.25) is defined at a particular location  $\rho$ , while (5.32) contains a summation over all frequencies. To make the relation more explicit, imagine placing some measuring device at a location  $\rho$ . As mentioned before, only modes with a sufficiently large frequency will reach this location with any appreciable probability, and the probability attains a maximum for frequencies equal to the potential energy at  $\rho$ , since for those frequencies,  $\rho$  is the turning point. Via this observation, we can view the position  $\rho$  as a parametrization of the space of frequencies, via the insertion of

$$1 = \int d\rho \delta(\omega - \omega(\rho)) |\partial_\rho \omega(\rho)|, \quad (5.34)$$

with  $\omega(\rho)$  as given in eqn (3.15), thus replacing the summation over  $\omega$  in (5.32) by an integral over  $\rho$ . The integrand at given  $\rho$  is then naturally interpreted as the production rate (5.25) at the corresponding location. This procedure is a good approximation provided the distance  $d = \rho_2 - \rho_1$  between the plates is large enough, so that many frequencies contribute in the sum.

This same condition is also important for a second reason [5]. Since we would like to imagine that the pair production takes place at a constant rate per unit time, we would like to see that the overlap (5.32) in fact decays exponentially with time. This comes about as follows [5]. Suppose we restrict the field modes to be supported over a finite time interval  $0 < \tau < T$ . This translates into a discreteness of the frequencies. Ignoring at first the other

discreteness due to the reflecting boundary condition at the two parallel plates, it is clear that the density of frequencies allowed by the time restriction grows linearly with  $T$ . The sum over the frequencies thus produces an overall factor of  $T$ . In this way, we recover the expected exponential decay of the overlap (5.32).

This exponential behavior breaks down, however, as soon as the time interval  $T$  becomes of the same order as the distance  $d$  between the plates, or more precisely, when  $1/T$  approaches the distance between the discrete energy levels allowed by the reflecting boundary conditions at the plates. At this time scale, the situation gradually enters into a steady state, in which the pair creation rate gets balanced by an equally large annihilation rate. The system then reaches a thermal equilibrium, specified by the thermal expectation value (5.31). The physical temperature of the final state depends on the location  $\rho$  via

$$\beta = 2\pi\sqrt{g_{00}} = \frac{2\pi\rho}{\sqrt{\Lambda}}. \quad (5.35)$$

Note that this temperature diverges at  $\rho = 0$  and  $\rho = |2/E|$ ; neither location is within our physical region, however.

## 5.4 Charge Current

It is edifying to consider the vacuum expectation value of the charge current, since this is a clear physical, observer-independent quantity and a sensitive measure of the local profile of the pair creation rate. For given  $q$ , the charge current is given by

$$j_\mu = iq\left(\Phi_q^*(\rho)\partial_\mu\Phi_q(\rho) - \Phi_q(\rho)\partial_\mu\Phi_q^*(\rho)\right). \quad (5.36)$$

Using the result (5.31) for the expectation value of the number operator, one finds that the time component of the current, the charge density, is non-zero and equal to<sup>6</sup>

$$\langle \Omega | j_\tau(\rho) | \Omega \rangle = J_+(\rho) - J_-(\rho) \quad (5.37)$$

with

$$J_\pm(\rho) = q \sum_{\omega>0} \int \frac{\prod^{d-2} dk_i}{(2\pi)^{d-2}} \frac{|K(\omega, \mu_\pm\rho)|^2}{f(\omega)(e^{2\pi\omega} - 1)} \quad (5.38)$$

the positive and negative charge contributions, respectively. Given the thermal nature of the state  $|\Omega\rangle$ , the physical origin of this charge density is clear: the presence of the electric field reduces the potential energy of one of the two charge sectors, thereby reducing its Boltzmann suppression, relative to the oppositely charged.

---

<sup>6</sup>Instead of the expectation value (5.37), one could also consider the mixed in-out expectation value  $\langle 0|J_\tau(\rho)|\Omega\rangle$ , which is related to the derivative of the in-out matrix element  $\langle 0|\Omega\rangle$  with respect to  $E$ . This relation was in fact used by Schwinger in his original derivation of the pair creation rate [1].

To obtain a rough estimate for the behavior of  $J_{\pm}(\rho)$ , it is useful to divide the frequency sum into three regions: i)  $\omega$  comparable to the potential energy (3.15), ii)  $\omega$  much larger, or iii)  $\omega$  much smaller. By comparing the respective suppression factors, we find that the leading semi-classical contribution comes from regime i); this is also reasonable from a physical perspective, since these are the particles that spend most time near  $\rho$ . Regime ii) is strongly Boltzmann suppressed and clearly negligible compared to contribution i), while regime iii) is suppressed because the corresponding mode functions  $K(\omega, \mu\rho)$  are exponentially small at the location  $\rho$ , via (4.11). The leading contribution of region i) is of order  $e^{-2\pi\omega(\rho, q, k_i)}$ , in accordance with the result (5.25) for the pair creation rate  $\mathcal{W}(\rho)$ .

Since the mode functions  $K(\omega, \mu\rho)$  are real (they are the sum of an incoming and reflected wave), the current in the  $\rho$  direction appears to vanish. The result (5.38) for the charge density indeed looks static. This static answer, however, can not describe the time-dependent pair creation process. Recalling our discussion above, however, we can recover this time-dependence by restricting the sum over only those frequencies necessary to cover the finite time interval  $0 < \tau < T$ . This is a  $T$  dependent subset, thus leading to a  $T$  dependent (initially linearly growing) charge density. However, when  $1/T$  becomes much smaller than the step-size in the allowed frequency spectrum, the steady state sets in and the charge density indeed becomes a static thermal distribution given by (5.37)–(5.38).

## 6 Discussion

In this paper we have tried to make a systematic study of the Schwinger pair production of charged Kaluza-Klein particles. Due to their characteristic property that their mass is of the same order as their charge  $q$ , the pair creation requires such strong KK electric fields that gravitational backreaction can not be ignored. We have included this backreaction by means of the electric KK Melvin solution, and shown that, in spite of the fact that the electro-static potential can not be made to exceed the rest-mass of the KK particles, pair production takes place at a rate given by (1.2).

What is the physical mechanism that is responsible for the pair creation? Our final answer (1.2) includes both the KK electric field and a gravitational acceleration  $a$ . It is instructive to compare this result with the known rate [20] for Schwinger pair production in an accelerated frame, as quoted in eqn (B.4) in the Appendix. Since in our case  $a$  is bounded below by  $E/2$ , we can only directly compare the two answers in the limit of small electric field. In that limit, if we expand the log in eqn (B.4) and take the dominant  $n = 1$  term there, both answers become

$$\mathcal{W}(E, a) \simeq \sum_{q=\pm|q|} \int \frac{\prod^{d-2} dk_i}{(2\pi)^d} \exp\left(-2\pi\left(\frac{1}{a}\sqrt{q^2 + k_i^2} - \frac{qE}{2a^2}\right)\right). \quad (6.1)$$

In this regime, however, one can not honestly separate the Schwinger pair creation effect from the pair creation effect due to the acceleration. Electric charge is being produced, but it is just a simple consequence of the fact that the electrostatic potential reduces the Boltzmann factor for one type of charge, while increasing it for the other. Rather than producing the charge “on its own,” the electric field just polarizes the thermal atmosphere produced by the Unruh effect.

In fact, if we write the potential  $\omega(\rho, q, k_i)$  as in (3.15) instead of (3.16), our final answer (1.2) appears to be just a small modification of (6.1) and the physics that leads to it indeed seems quite identical. So depending on taste, one can either interpret our result (1.2) as pair creation due to a combination of the Schwinger and Unruh effect, or as the result of the Unruh effect only. There is no definite way to decide between the two, since the gravitational acceleration can not be turned off independently. Either way, what is clear is that the mechanism for pair creation cannot be given a tunneling interpretation.

## Acknowledgements

We would like to thank O. Ganor, N. Itzhaki, K.T. McDonald, and A.M. Polyakov for helpful discussions. T.F. would also like to thank the organizers of the Cargese Summer School 2002, where some of this work was carried out.

The work of T.F. is supported in part by a National Science Foundation Graduate Research Fellowship, in part by a Soros Fellowship for New Americans, and in part by the National Science Foundation under Grant No. PHY-9802484. The work of H.V. is supported by the National Science Foundation under Grant No. 98-02484.

Any opinions, findings, and conclusions or recommendations expressed in this material are those of the authors and do not necessarily reflect the views of the National Science Foundation or the Soros Foundation.

## Appendix

### A Gedanken Apparatus

For a good understanding of the situation we wish to study, it will be useful to investigate how, via a concrete Gedanken experiment, one may in fact attempt to create a large static Kaluza-Klein electric field. Without taking into account gravitational backreaction, we imagine taking two parallel plates with opposite KK charge density per unit area  $\sigma$  and perpendicular distance  $d$ , thus creating an electric field  $E = 4\pi\sigma$  in the region between the plates. It turns out however, that when we include the gravitational backreaction of both



the plates and the electric field, there are some restrictions on how symmetric, or static, we can choose our experimental set-up.

Consider two charged, infinitesimally thin, parallel plates at positions  $\rho_1$  and  $\rho_2$ , separated by a distance

$$d = \rho_2 - \rho_1 . \quad (\text{A.1})$$

The two plates divide space into three regions: Region A left of the first plate, given by  $\rho < \rho_1$ , region B in between the two plates,  $\rho_1 < \rho < \rho_2$ , and region C right of the second plate  $\rho > \rho_2$ .

Let the mass densities of the plates be given by  $\mu_1$  and  $\mu_2$ , so that

$$T_0^0 = \mu_1 \delta(\rho - \rho_1) + \mu_2 \delta(\rho - \rho_2) . \quad (\text{A.2})$$

In addition, the two plates have charge densities  $\sigma_1$  and  $\sigma_2$

$$\sqrt{g_{00}} T_{d+1}^0 = \sigma_1 \delta(\rho - \rho_1) + \sigma_2 \delta(\rho - \rho_2) . \quad (\text{A.3})$$

We will assume that the charge densities are opposite,  $\sigma_1 = -\sigma_2$ , and tuned so that there is a Kaluza-Klein electric field in region B between the plates, but none in regions A or C outside the plates. The region between the plates therefore takes the form of a static slice  $\rho_1 < \rho < \rho_2$  of the electric KK Melvin space-time. The two regions outside the plates, on the other hand, are just flat. More precisely, since the parallel plates in effect produce an attractive gravitational force on freely falling particles in the two outside regions, the regions A and C should correspond to static sub-regions in Rindler space.

Both Rindler space and the electric KK Melvin solution differ from Minkowski space only via the  $g_{00}$  component. Imposing continuity at  $\rho = \rho_i$ , this leads us to the following Ansatz for the  $g_{00}$  component of the metric in the three regions

$$\begin{aligned} g_{00}^A(\rho) &= (1 - a_1(\rho - \rho_1))^2 g_{00}^B(\rho_1) , \\ g_{00}^B(\rho) &= \frac{\rho^2}{1 - E^2 \rho^2 / 4} , \\ g_{00}^C(\rho) &= (1 + a_2(\rho - \rho_2))^2 g_{00}^B(\rho_2) . \end{aligned} \quad (\text{A.4})$$

Here  $a_1$  and  $a_2$  are both positive, and represent the respective free fall accelerations of freely moving particles just outside of the two plates. In other words, via the equivalence principle,  $a_1$  and  $a_2$  are the accelerations (to the left and right, respectively) of the two plates as viewed from the outside Minkowski observers. The quantities  $\rho_1$  and  $\rho_2$  play a similar role, and can be both positive and negative. A physical restriction, however, is that the denominator in the expression (A.4) for  $g_{00}^B$  remains positive.

In addition there is a non-trivial electric potential  $g_{0,d+1}^B$  in the region between the plates, while  $g_{0,d+1}^{A,C}$  are constants determined by continuity:

$$\begin{aligned} g_{0,d+1}^A(\rho) &= g_{0,d+1}^B(\rho_1) , \\ g_{0,d+1}^B(\rho) &= \frac{\rho^2 E/2}{1 - E^2 \rho^2/4} , \\ g_{0,d+1}^C(\rho) &= g_{0,d+1}^B(\rho_2) . \end{aligned} \tag{A.5}$$

The  $d+1$ -dimensional Einstein equations of motion result in the following jump conditions for the normal variations of  $g_{00}$  and  $g_{0,d+1}$  at the location of the plates<sup>7</sup>

$$4\pi\mu_i = g^{00}(\partial_{\rho_+}g_{00} - \partial_{\rho_-}g_{00})|_{\rho=\rho_i}, \tag{A.6}$$

$$4\pi\sigma_i = (g^{00})^{\frac{1}{2}}(\partial_{\rho_+}g_{0,d+1} - \partial_{\rho_-}g_{0,d+1})|_{\rho=\rho_i} . \tag{A.7}$$

The first of these equations is known as the Israel equation, while the second is equivalent to Gauss' law in electro-magnetism. Inserting our Ansatz, the Israel jump conditions become

$$\begin{aligned} 2\pi\mu_1 &= a_1 + \frac{1}{\rho_1 \Lambda_1} \\ 2\pi\mu_2 &= a_2 - \frac{1}{\rho_2 \Lambda_2} \end{aligned} \quad \Lambda_i = 1 - \frac{1}{4} E^2 \rho_i^2 \tag{A.8}$$

while Gauss' law takes to the form

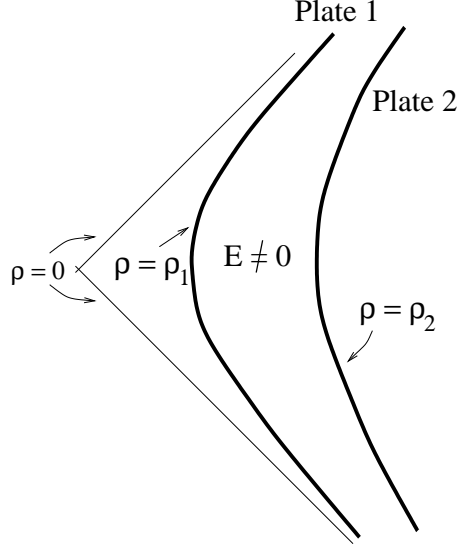
$$4\pi\sigma_1 = E/\Lambda_1^{3/2} , \quad 4\pi\sigma_2 = -E/\Lambda_2^{3/2} . \tag{A.9}$$

Equation (A.8) relates the mass density of the two plates to the jump in the surface acceleration when moving from one to the other side, while (A.9) relates the charge density to the jump in the KK electric field.

Let us briefly check these formulae by considering some special cases. If  $E = 0$ , then we can choose the symmetric situation  $\mu_1 = \mu_2$  and  $a_1 = a_2$ . Via (A.8) this implies that we should take the limit  $\rho_i \rightarrow \infty$  keeping the distance (A.1) fixed. The intermediate region  $B$  then simply reduces to flat Minkowski space. This is as expected, since the two plates lead to an equal and opposite gravitational force, which exactly cancels in the intermediate region. For non-zero  $E$ , yet small electro-static potential  $V_{12} = Ed$  between the plates, we can choose parameters such that  $E\rho_i \ll 1$  and  $\rho_i \gg d$ . Eqn (A.9) then reduces to the standard Gauss law of Maxwell theory.

---

<sup>7</sup>Note that while the expressions  $g_{0,d+1}$  are not gauge invariant, the Gauss equation is, as long as  $\lambda$  in  $A_\mu dx^\mu \rightarrow A_\mu dx^\mu + d\lambda$  is smooth across  $\rho_1$  and  $\rho_2$ , i.e.  $(\partial_{\rho_+} - \partial_{\rho_-})\lambda|_{\rho=\rho_i} = 0$ .



**Fig 5:** Situation I describes the static situation with two charged plates at  $\rho = \rho_1$  and  $\rho = \rho_2$ , with  $0 < \rho_1 < \rho_2 < 2/E$ . The region of interest, in between the two plates, is a static slice of region I of the electric KK Melvin solution.

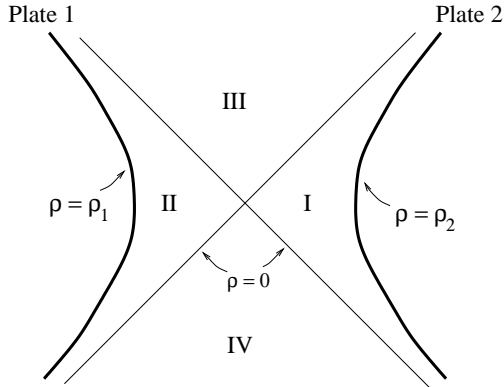
Let's now consider the general case. There are four equations, and (for given inter-plate distance  $d$ , and densities  $\mu_i$  and  $\sigma_i$ ) four unknowns:  $a_1$ ,  $a_2$ ,  $\rho_1$  and  $E$ . The second equation in (A.9), however, is not really independent from the first, since we should rather read it as a fine-tuning condition on  $\sigma_2$  (relative to  $\sigma_1$ ) ensuring that the  $E$ -field vanishes outside the two plates. Discarding this equation, we are thus left with one overall freedom, namely, the overall acceleration of the center of mass of our apparatus.

For practical purposes, we would have preferred to restrict ourselves to the simplest and most symmetric case in which the two plates have equal mass density  $\mu_1 = \mu_2$  and equal surface acceleration  $a_1 = a_2$ . This would in particular ensure that our apparatus is at rest. As seen from eqn (A.8), this symmetric situation could be reached if we could take the limit  $\rho_i \rightarrow \infty$ . However, for non-zero  $E$ , this limit is forbidden via the restriction  $1 - \frac{1}{4}E^2\rho^2 > 0$ . Thus we are basically forced to consider the general situation with  $\mu_i$  and  $a_i$  arbitrary, and  $\rho_i$  both positive. We call this:

$$\text{Situation I : } \quad 0 < \rho_1 < \rho_2 < 2/E, \quad \mu_i \text{ arbitrary} \quad (\text{A.10})$$

In this case, the region of interest, region B, represents a static slice in the right wedge of the electric KK Melvin solution. This Situation I is the natural generalization of a constant, static electric field, and is our starting point for studying the possible Schwinger pair creation of charged KK particles. We sketch it in Fig. 5.

There is, however, another situation we could consider, which does allow for a symmetric



**Fig 6:** *Situation II describes the time-dependent situation with two accelerating charged plates at  $\rho = \rho_1 < 0$  and  $\rho = \rho_2 > 0$ . The region of interest, in between the two plates, includes the time-dependent regions III and IV of the electric KK Melvin solution.*

solution. Namely we can choose:

$$\text{Situation II :} \quad \mu_1 = \mu_2, \quad a_1 = a_2, \quad \rho_1 = -\rho_2. \quad (\text{A.11})$$

In this case the region B includes the special position  $\rho = 0$  at which  $g_{00} = 0$ , the location of the event horizon of the electric KK Melvin geometry (see Fig. 6).

To better understand the experimental conditions leading to Situation II, consider the special case  $\mu_1 = \mu_2 = 0$ , and  $\sigma_1 = \sigma_2 = 0$ . This describes two plates with zero mass and charge, accelerating away from each other with equal but opposite acceleration  $a_i = 1/\rho_i$ . It is now easy to imagine that one can gradually add mass and charge to the plates, and reach the general Situation II. It must be noted that this experimental set-up does not lead to a static background, since the geometry now includes the time-dependent regions III and IV enclosed by the Rindler horizon (see fig 1). This set-up is therefore not a direct analog of the static electric field considered by Schwinger. For a discussion of Situation II see [13]; our main focus is Situation I.

## B Schwinger meets Rindler

In this Appendix we summarize the known result for the Schwinger pair creation rate in an accelerating frame [20] of charged particles with mass  $q$  and mass  $m$  with  $m \ll q$ . In this regime, pair creation starts to occur while the gravitational backreaction of the electric field is still negligible.

The closest analog of a constant, uniform gravitation field is Rindler space

$$ds^2 = -\rho^2 d\tau^2 + d\rho^2 + dy_i^2. \quad (\text{B.1})$$

Particles, or detectors, located at a given  $\rho$  undergo a uniform acceleration  $a = 1/\rho$ . Consider a charged field propagating in this space in the presence of a uniform electric field, described by

$$A_\tau = \frac{1}{2}E\rho^2. \quad (\text{B.2})$$

The resulting scalar wave equation reads

$$\left(\frac{1}{\rho}\partial_\rho(\rho\partial_\rho) - \frac{1}{\rho^2}\left(\partial_\tau + \frac{i}{2}qE\rho^2\right)^2 + \partial_i^2 - m^2\right)\Phi = 0. \quad (\text{B.3})$$

The above three equations are connected to the ones in Section 4.1 by setting  $\Lambda=1$  (which indeed amounts to turning off the backreaction) and by setting  $m=q$  above.

Eqn (B.3) has known mode solutions with given Rindler frequency, in terms of Whittaker functions [20, 22]. These functions have a relatively intricate, but known (eqn 9.233 in [22]), branch-cut structure at  $\rho = 0$ , from which one can straightforwardly extract the linear combination of (left and right wedge) Rindler creation and annihilation modes that annihilate the Minkowski vacuum  $|\Omega\rangle$ . One obtains the following result for the total pair creation rate per unit time and (transverse) volume [20]

$$\mathcal{W} \simeq \sum_{q=\pm|q|} \int d\omega \int \frac{\prod^{d-2} dk_i}{(2\pi)^d} \log \left( \frac{\left(1 - e^{-2\pi\omega}\right)\left(1 - e^{-\frac{\pi(m^2+k_i^2)}{|qE|}}\right)}{1 - e^{-2\pi\left(\omega + \frac{m^2+k_i^2}{2|qE|}\right)}} \right). \quad (\text{B.4})$$

As explained in Section 5.3, we can extract from this result the pair creation rate at a given radial location  $\rho$ , or equivalently, given acceleration  $a = 1/\rho$ , by equating the frequency  $\omega$  with the classical potential energy at this location

$$\omega(q, k_i) = \frac{1}{a}\sqrt{q^2 + k_i^2} - \frac{qE}{2a^2}. \quad (\text{B.5})$$

As discussed in section 6, in the limit where the electric field is small, the expression (B.4) reduces to our result.

## References

- [1] J. S. Schwinger, “On Gauge Invariance And Vacuum Polarization,” *Phys. Rev.* **82**, 664 (1951).
- [2] C. Itzykson and J-B. Zuber, “Quantum Field Theory,” (McGraw-Hill, New York, 1980), Section 4.3.
- [3] I. K. Affleck and N. S. Manton, “Monopole Pair Production In A Magnetic Field,” *Nucl. Phys. B* **194**, 38 (1982); I. K. Affleck, O. Alvarez and N. S. Manton, “Pair Production At Strong Coupling In Weak External Fields,” *Nucl. Phys. B* **197**, 509 (1982).

- [4] A. Casher, H. Neuberger and S. Nussinov, “Chromoelectric Flux Tube Model Of Particle Production,” *Phys. Rev. D* **20**, 179 (1979).
- [5] R. Parentani and R. Brout, “Vacuum Instability And Black Hole Evaporation,” *Nucl. Phys. B* **388**, 474 (1992); R. Brout, R. Parentani and P. Spindel, “Thermal Properties Of Pairs Produced By An Electric Field: A Tunneling Approach,” *Nucl. Phys. B* **353**, 209 (1991); R. Brout, S. Massar, R. Parentani and P. Spindel, “A Primer for black hole quantum physics,” *Phys. Rept.* **260**, 329 (1995).
- [6] C. Bamber *et al.*, “Studies of nonlinear QED in collisions of 46.6-GeV electrons with intense laser pulses,” *Phys. Rev. D* **60**, 092004 (1999).
- [7] E. Brezin and C. Itzykson, “Pair Production In Vacuum By An Alternating Field,” *Phys. Rev. D* **2**, 1191 (1970).
- [8] A. Ringwald, “Pair production from vacuum at the focus of an X-ray free electron laser,” *Phys. Lett. B* **510**, 107 (2001) [arXiv:hep-ph/0103185].
- [9] T. Kaluza, “On The Problem Of Unity In Physics,” *Sitzungsber. Preuss. Akad. Wiss. Berlin (Math. Phys. )* **K1**, 966 (1921).
- [10] O. Klein, “Quantum Theory And Five-Dimensional Theory Of Relativity,” *Z. Phys.* **37**, 895 (1926) [Surveys High Energ. Phys. **5**, 241 (1986)].
- [11] F. Dowker, J. P. Gauntlett, D. A. Kastor and J. Traschen, “Pair Creation Of Dilaton Black Holes,” *Phys. Rev. D* **49**, 2909 (1994) [arXiv:hep-th/9309075]; F. Dowker, J. P. Gauntlett, S. B. Giddings and G. T. Horowitz, “On Pair Creation Of Extremal Black Holes And Kaluza-Klein Monopoles,” *Phys. Rev. D* **50**, 2662 (1994) [arXiv:hep-th/9312172]; F. Dowker, J. P. Gauntlett, G. W. Gibbons and G. T. Horowitz, “The Decay of magnetic fields in Kaluza-Klein theory,” *Phys. Rev. D* **52**, 6929 (1995) [arXiv:hep-th/9507143]; F. Dowker, J. P. Gauntlett, G. W. Gibbons and G. T. Horowitz, “Nucleation of  $P$ -Branes and Fundamental Strings,” *Phys. Rev. D* **53**, 7115 (1996) [arXiv:hep-th/9512154].
- [12] M. S. Costa and M. Gutperle, “The Kaluza-Klein Melvin solution in M-theory,” *JHEP* **0103**, 027 (2001) [arXiv:hep-th/0012072].
- [13] L. Cornalba and M. S. Costa, “A New Cosmological Scenario in String Theory,” arXiv:hep-th/0203031; L. Cornalba, M. S. Costa and C. Kounnas, “A resolution of the cosmological singularity with orientifolds,” arXiv:hep-th/0204261.
- [14] M. Gutperle and A. Strominger, “Fluxbranes in string theory,” *JHEP* **0106**, 035 (2001) [arXiv:hep-th/0104136].

- [15] S. W. Hawking, “Particle Creation By Black Holes,” *Commun. Math. Phys.* **43**, 199 (1975).
- [16] W. G. Unruh, “Notes On Black Hole Evaporation,” *Phys. Rev. D* **14**, 870 (1976).
- [17] N. D. Birrell and P. C. Davies, “Quantum Fields In Curved Space,” *Cambridge, Uk: Univ. Pr. ( 1982) 340p*.
- [18] M. K. Parikh and F. Wilczek, “Hawking radiation as tunneling,” *Phys. Rev. Lett.* **85**, 5042 (2000) [arXiv:hep-th/9907001].
- [19] M. K. Parikh, “New coordinates for de Sitter space and de Sitter radiation,” *Phys. Lett. B* **546**, 189 (2002) [arXiv:hep-th/0204107].
- [20] C. Gabriel and P. Spindel, “Quantum charged fields in Rindler space,” *Annals Phys.* **284**, 263 (2000) [arXiv:gr-qc/9912016].
- [21] R. Emparan and M. Gutperle, “From p-branes to fluxbranes and back,” *JHEP* **0112**, 023 (2001) [arXiv:hep-th/0111177].
- [22] I.S. Gradshteyn and I.M. Ryzhik, “Table of integrals, series, and products,” *Academic Press Inc., San Diego, 1980*.
- [23] G. 't Hooft, “The scattering matrix approach for the quantum black hole: An overview,” *Int. J. Mod. Phys. A* **11**, 4623 (1996) [arXiv:gr-qc/9607022].