

Butterfly Tachyons in Vacuum String Field Theory

Peter Matlock*

Department of Physics, Simon Fraser University, Burnaby BC, Canada

Abstract

We use geometrical conformal field theory methods to investigate tachyon fluctuations about the butterfly projector state in Vacuum String Field Theory. We find that the on-shell condition for the tachyon field is equivalent to the requirement that the quadratic term in the string-field action vanish on shell. This further motivates the interpretation of the butterfly state as a D-brane. We begin a calculation of the tension of the butterfly, and conjecture that this will match the case of the sliver and further strengthen this interpretation.

arXiv:hep-th/0211286v1 29 Nov 2002

*Electronic address: pwm@sfu.ca

I. INTRODUCTION

There are now several known solutions [1, 2, 3, 4] to the equations of motion of Vacuum String Field Theory (VSFT) [5]. These include the sliver state [2, 3, 6] and the butterfly state [1]. The sliver state was conjectured to represent a D25-brane, and subsequent calculations of its tension based on this assumption yielded the correct brane tension. The sliver state construction was used also to build solutions corresponding to Dp -branes of arbitrary dimension [7], and ratios of tensions were found [8, 9] which were in agreement with the known results from string theory. These calculations were based on a field expansion of fluctuations about the classical solution, using a tachyon field to find the brane tension. One requirement for the consistency of the interpretation of the sliver brane as a D-brane is that the equation of motion for the tachyon must be a consequence of the string field equation of motion; an on-shell string field must correspond to an on-shell tachyon. This means that the quadratic term in the resulting tachyon action must vanish, as is the case for the sliver state.[10] While it has already been assumed in the literature that the butterfly can be interpreted as a D-brane, this may have been premature, as the above properties had not been verified. Were the tachyon field not to satisfy these requirements, it would mean that the butterfly state, although known to be a brane (*i.e.* localised) solution and a rank-one projector, could not be viewed as a D-brane. We show in the present paper that the butterfly does indeed support a tachyon field with vanishing on-shell quadratic term.

We now turn our attention to the brane tension. The tension of the brane may be obtained from the cubic term in the tachyon action [8, 9, 10], and this has been completed for the case of the sliver by Okawa [10]. In that calculation, the evaluation of the cubic terms turned out to be very tedious and lengthy, and in the present case of the butterfly we find that it is much more so. Thus rather than attempting a calculation of the entire cubic term, we content ourselves with motivating the procedure and conjecture how the result should obtain. In this way, we will see how the correct brane tension should arise.

This paper is structured as follows. In section II we review the geometrical construction of the butterfly state as a surface state [5], along with the regularisation required for any concrete calculations.[1] We then in section III turn to the expansion of deformations of a VSFT solution [10]. In section IV we investigate the quadratic term in the tachyon action. This surface-state calculation involves the construction of conformal mappings in

order to perform star multiplication. In section V we begin the calculation of the ratios of tensions of different butterflies, suggest how this could be completed, and comment on the preliminary results. We conclude in section VI with a discussion of surface states and the rôle of regularisation and conformal invariance with respect to deformations of string fields and definition of fields.

II. THE BUTTERFLY STATE

We use the geometrical, surface representation of string fields; thus we specify states using a BPZ product with an arbitrary state $|\phi\rangle$. For details of this representation and methods thereof, we refer the reader to [5].

The butterfly state $|\mathcal{B}\rangle$ is a factorisable state, so that it may be decomposed into the product of a left-string functional and a right-string functional. The surface Σ , defined by $-\pi/2 < \Re z < \pi/2$ and $\Im z > 0$, used to define the butterfly is shown in fig.1. The

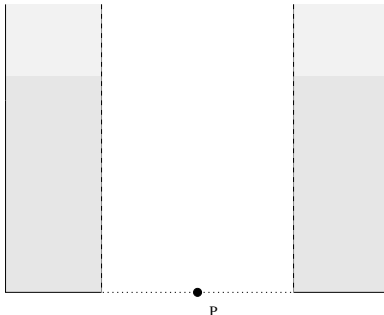


FIG. 1: the butterfly, defined on the surface Σ

unshaded region is the local patch, $-\pi/4 < \Re z < \pi/4$, $\Im z > 0$. The dashed lines which border the local patch are the left- and right-string boundaries, and the solid line is the boundary of the surface on which we impose the standard open string boundary condition. In the centre of the local patch is the puncture P where we insert the operator ϕ , transformed to this coordinate system from the canonical half-disc via the mapping f . Thus the BPZ product of the butterfly with the arbitrary state represented by the operator ϕ is

$$\langle \mathcal{B} | \phi \rangle = \langle f \circ \phi(P) \rangle_{\Sigma}, \quad (1)$$

where the combination of the mapping f and the surface Σ really only need be defined up to conformal equivalence. This is not strictly true of the states we will define in subsequent

sections, due to regularisation of operator short-distance singularities.

We will also have need of the regularised butterfly $|\mathcal{B}_h\rangle$, and we borrow the formulation from [1]. The surface Σ_h , shown in fig.2, is obtained from Σ by identifying the left and right

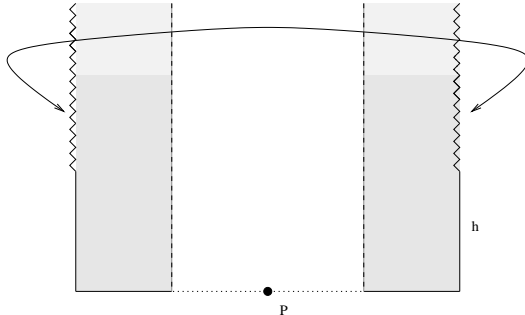


FIG. 2: the regularised butterfly, defined on Σ_h

edges, above some height h . This is the regularisation parameter, and the limit $h \rightarrow \infty$ will be taken to obtain the surface Σ . The state is now defined by

$$\langle \mathcal{B}_h | \phi \rangle = \langle f_h \circ \phi(P) \rangle_{\Sigma_h}. \quad (2)$$

The regularised state $|\mathcal{B}_h\rangle$ does not satisfy the string-field equation of motion for finite h .

III. TACHYON FLUCTUATIONS

In [10] an elegant proposition was made regarding both the parametrisation of string-field fluctuations by fields and the construction of states representing the coefficients of these fields. We here present this briefly, referring the reader to that paper for details.

The string-field action is given by

$$S = -\frac{1}{2} \langle \Psi | \mathcal{Q} | \Psi \rangle - \frac{1}{3} \langle \Psi | \Psi * \Psi \rangle. \quad (3)$$

Since the VSFT operator \mathcal{Q} is purely ghost, there are factorisable solutions $\Psi = \Psi_m \otimes \Psi_g$ satisfying

$$\mathcal{Q}\Psi_g + \Psi_g * \Psi_g = 0 \quad (4)$$

$$\Psi_m * \Psi_m = \Psi_m. \quad (5)$$

As the ghost part of the solution is thought to be in some sense universal [11], attention has mainly been given to the matter part of the solution. From [10], a finite deformation of the

matter solution parametrised by fields $\{\varphi_i\}$ is given by

$$\langle \Psi_{\{\varphi_i\}} | \phi \rangle = \mathcal{N} \left\langle \exp \left[- \int_{\tilde{\partial}\Sigma} dz \int dk \sum_i \varphi_i(k) \mathcal{O}_{\varphi_i(k)}(z) \right] f \circ \phi(P) \right\rangle_{\Sigma}, \quad (6)$$

where $\tilde{\partial}\Sigma$ refers to the portion of the boundary of Σ belonging to the state $|\Psi_{\{\varphi_i\}}\rangle$, as opposed to the reference state $|\phi\rangle$. $\{\varphi_i\}$ are fields which parametrise the deformation, while $\mathcal{O}_{\varphi_i(k)}$ are the corresponding vertex operators. The integral of such a vertex operator, which is of conformal dimension one for on-shell physical states, is thus conformally invariant.

In the case of a tachyon deformation, we have

$$\langle e^{-T} | \phi \rangle = \mathcal{N} \left\langle \exp \left[- \int_{\tilde{\partial}\Sigma} dz \int dk T(k) e^{-ik \cdot X}(z) \right] f \circ \phi(P) \right\rangle_{\Sigma}. \quad (7)$$

Expanding in powers of the tachyon field T , we have

$$\langle e^{-T} | \phi \rangle = \sum_j \langle T_j | \phi \rangle, \quad (8)$$

where

$$\langle T_j | \phi \rangle = \left\langle \frac{1}{j!} \left(- \int dz \int dk T(k) e^{-ik \cdot X}(z) \right)^j f \circ \phi(P) \right\rangle_{\Sigma}. \quad (9)$$

One must take care to regularise these states when taking BPZ products, as short-distance singularities will obtain.

$|T_0\rangle$ is nothing but the classical solution $|\Psi_m\rangle$. The next term in the series (8) is

$$|T_1\rangle = - \int dk T(k) |\chi_T(k)\rangle, \quad (10)$$

where the tachyon state $|\chi_T(k)\rangle$ is given by the intergral of the tachyon vertex operator along the boundary of the surface. The linearised equation of motion for the tachyon state is then

$$|\chi_T(k)\rangle = |\chi_T(k) * \Psi_m\rangle + |\Psi_m * \chi_T(k)\rangle. \quad (11)$$

It is shown in [10] that in the case of the sliver state $\Psi_m = \Xi_m$ this equation is satisfied on-shell not only for the tachyon $\chi_T(k)$ but for all physical string states $|\chi_{\varphi_i}(k)\rangle$. In the case of the butterfly, it is easy to see that the linearised equation of motion eqn.(11) is satisfied.

Inserting the expansion (8) into the action (3), the term quadratic in the tachyon field is immediately given by

$$S^{(2)} = - \langle \Psi_g | \mathcal{Q} \Psi_g \rangle \left(\frac{1}{2} \langle T_1 | T_1 \rangle + \langle T_2 | T_0 \rangle - \langle T_1 | T_1 * T_0 \rangle - \langle T_2 | T_0 * T_0 \rangle \right) \quad (12)$$

$$= - \frac{\mathcal{K}}{2} (2\pi)^{26} \int dk K(k^2) T(k) T(-k), \quad (13)$$

where $K(k^2)$ consists of four pieces coming from the above four contributions;

$$\frac{1}{2}K(k^2) = \frac{1}{2}K_{11} + K_{20} - K_{110} - K_{200}. \quad (14)$$

In [10], $K(k^2)$ was found to be identically zero in the case of the sliver state. In the following section we perform an analogous calculation for the case of the butterfly.

Since we wish to deal with tension in section V, we will also need the part of the action cubic in the tachyon, given by

$$S^{(3)} = -\langle \Psi_g | \mathcal{Q} \Psi_g \rangle \left(\langle T_3 | T_0 \rangle - \langle T_3 | T_0 * T_0 \rangle + \langle T_2 | T_1 \rangle - \langle T_2 | T_1 * T_0 \rangle - \langle T_2 | T_0 * T_1 \rangle - \frac{1}{3} \langle T_1 | T_1 * T_1 \rangle \right) \quad (15)$$

$$= -\frac{\mathcal{K}}{3} (2\pi)^{26} \int dk_1 dk_2 dk_3 \delta(k_1 + k_2 + k_3) V(k_1, k_2, k_3) T(k_1) T(k_2) T(k_3), \quad (16)$$

where V is a function containing contributions from each of the six terms in the action. We consider the on-shell case, and write this quantity as

$$-\frac{1}{3}V = V_{30} + V_{21} - V_{300} - V_{210} - V_{201} - \frac{1}{3}V_{111}. \quad (17)$$

For the case of the sliver, Okawa [10] showed that the first five terms together cancel; the cubic action is given solely by the sixth term V_{111} and thus so is the brane tension. We will discuss the case of the butterfly in section V.

IV. QUADRATIC TACHYON ACTION

Here we calculate the quadratic term in the tachyon action, and show that it vanishes on-shell. From eqn.(12) we have four pieces.

For the term K_{11} , we use the mapping shown in fig.3 to map the surface obtained by gluing together two copies of Σ_h onto a cone of circumference π . The boundary of the first and second copies of Σ_h will be denoted γ and γ^* . They are shown in the figure as heavy dashed and solid lines. From the appendix, the mapping is given by

$$\cos 2\theta = \frac{1}{\eta} \cos 2z, \quad (18)$$

where $\eta = \cosh 2h$, so that

$$\frac{dz}{d\theta} \equiv s(\theta) = \frac{\varepsilon(\theta) \sin 2\theta}{\sqrt{\frac{1}{\eta^2} - \cos^2 2\theta}}, \quad (19)$$

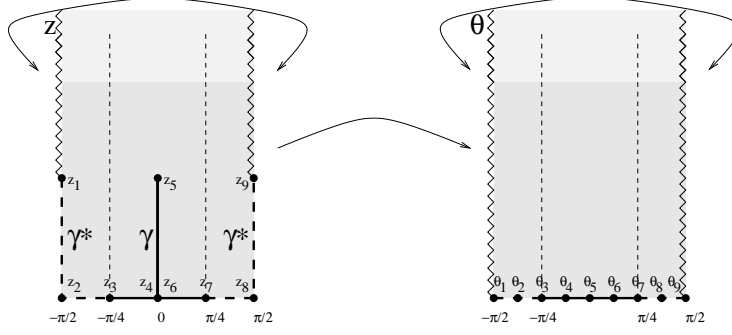


FIG. 3: mapping for two-state BPZ product

where $\varepsilon(\theta)$ denotes the sign of $\Re \theta$. From the previous section, we have

$$K_{11} \sim \left\langle \int_{\gamma} dz \int_{\gamma^*} dz' e^{ik \cdot X}(z) e^{ik' \cdot X}(z') \right\rangle, \quad (20)$$

where by \sim we indicate that there this requires regularisation; we see there will be short-distance singularities at $z = \pm\pi/4$. We thus regularise the state by leaving a gap of $2\delta_z$ at each of these points. The limit $\delta_z \rightarrow 0$ will be taken at the end of the calculation.

Transforming to the θ coordinate, we have

$$K_{11} = \int_{\theta_3 + \delta_\theta}^{\theta_7 - \delta_\theta} d\theta \left\{ \int_{\theta_7 + \delta_\theta}^{\theta_9} d\theta' + \int_{\theta_1}^{\theta_3 - \delta_\theta} d\theta' \right\} \left\langle e^{ik \cdot X}(\theta) e^{ik' \cdot X}(\theta') \right\rangle_{C_\pi}, \quad (21)$$

where C_π is a cone with opening angle π , and δ_θ is our regulator δ_z , transformed to the theta system;

$$\delta_\theta = \frac{1}{s(\theta)} \Big|_{\theta = \pm\pi/4} \delta_z = \frac{1}{\eta} \delta_z. \quad (22)$$

The propagator on the boundary of the cone is given by

$$\left\langle e^{ik \cdot X}(\theta) e^{ik' \cdot X}(\theta') \right\rangle_{C_{n\pi}} = \delta(k + k') \left| n \sin \frac{\theta - \theta'}{n} \right|^{2kk'}, \quad (23)$$

and considering the on-shell case, $k^2 = 1$, we have

$$K_{11} = \int_{\theta_3 + \delta_\theta}^{\theta_7 - \delta_\theta} d\theta \left\{ \int_{\theta_7 + \delta_\theta}^{\theta_9} d\theta' + \int_{\theta_1}^{\theta_3 - \delta_\theta} d\theta' \right\} \csc^2(\theta - \theta'). \quad (24)$$

Performing the integrals, we obtain

$$K_{11} = -2 \log \sin 2\delta_\theta \quad (25)$$

$$\rightarrow -2 \log 2 - 2 \log \delta_z + 2 \log \eta, \quad (26)$$

where we have made use of the limit $\delta_z \rightarrow 0$. We see that there is a finite and a divergent part to K_{11} for finite η , and also that there is a divergence as $\eta \rightarrow \infty$. We expect the part divergent in δ_z to cancel between K_{11} and K_{110} in eqn.(14), since products of $|T_1\rangle$ states must be regularised at the endpoints of vertex operator integration, while the $|T_2\rangle$ state contains a different, independently regularised divergence.

Turning our attention now to K_{110} , we use the mapping shown in fig.4. We may again

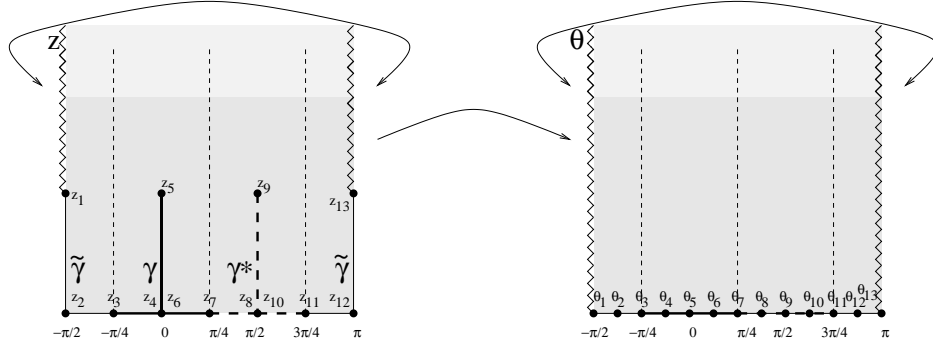


FIG. 4: mapping for three-state BPZ product

write

$$K_{110} \sim \left\langle \int_{\gamma} dz \int_{\gamma^*} dz' e^{ik \cdot X}(z) e^{ik' \cdot X}(z') \right\rangle. \quad (27)$$

Recalling the mapping in the appendix, the relation (18) and the derivative (19) remain unchanged. The mapping is now to a cone of angle $3\pi/2$, so substituting $n = 3/2$ into the two-point function (23), we may write

$$K_{110} = \frac{4}{9} \int_{\theta_3 + \delta_\theta}^{\theta_7 - \delta_\theta} d\theta \int_{\theta_7 + \delta_\theta}^{\theta_{11} - \delta_\theta} d\theta' \csc^2 \frac{2}{3}(\theta - \theta'). \quad (28)$$

Again, performing the integrals, we have

$$K_{110} = \frac{3}{2} \log 3 - 3 \log 2 + -\log \delta_z + \log \eta, \quad (29)$$

so that the combination

$$\frac{1}{2} K_{11} - K_{110} = 2 \log 2 - \frac{3}{2} \log 3 \quad (30)$$

is finite, but non-zero.

In order to calculate the K_{20} and K_{200} contributions, greater care must be taken with the regularisation procedure. The $|T_2\rangle$ state from eqn.(9) involves the a double integral since

$$\left\langle \left(- \int dz e^{-ik \cdot X}(z) \right)^2 \right\rangle = \int dz dz' \langle e^{-ik \cdot X}(z) e^{-ik \cdot X}(z') \rangle, \quad (31)$$

but this will be divergent when $z \sim z'$.

Looking at both fig.3 and fig.4, let us calculate K_{20} and K_{200} simultaneously. We follow Okawa [10] and regularise the double integral (31) as

$$\int_{\gamma; z_3 + \epsilon_z}^{z_7} dz \int_{\gamma; z_3}^{z - \epsilon_z} dz' \langle e^{-ik \cdot X}(z) e^{-ik \cdot X}(z') \rangle, \quad (32)$$

where the z integral is to be taken along the contour γ from ‘just after’ the beginning until the end at z_7 , and the z' integral is taken along the γ from the beginning at z_3 until ‘just before’ the point z . That is, the small quantity ϵ_z is equal to ϵ , $i\epsilon$, $-i\epsilon$ and ϵ for each segment of γ respectively, where real ϵ is then the regularisation parameter. Using this formulation in the θ -system, we write

$$K_{20(0)} = \int_{\theta_3 + \epsilon_\theta}^{\theta_7} d\theta \int_{\theta_3}^{\theta - \epsilon_\theta} d\theta' \omega^2 \csc^2 \omega(\theta - \theta'), \quad (33)$$

where

$$\epsilon_\theta = \frac{1}{s(\theta)} \epsilon_z \quad (34)$$

so that in the inner integral, the upper limit of integration depends on θ . In order to do both calculations at once, we have introduced the constant ω ; for the cases of K_{20} and K_{200} , $\omega = 1$ and $\omega = 2/3$, respectively. Let us first perform the inner integral, giving

$$K_{20(0)} = \int_{\theta_3 + \epsilon_\theta}^{\theta_7} d\theta \left(\frac{1}{\epsilon_\theta} - \omega \cot \omega(\theta - \theta_3) \right) \quad (35)$$

$$\rightarrow \left[\frac{1}{\epsilon_z} \int_{\theta_3 + \epsilon_\theta}^{\theta_7} d\theta s(\theta) - \log \sin \omega\theta \right]_{\theta_3 + \epsilon_\theta}^{\theta_7}. \quad (36)$$

Substituting $s(\theta)$ from eqn.(19), we have

$$\int d\theta s(\theta) = -\frac{\varepsilon(\theta)}{2} \tan^{-1} \frac{\sin 2\theta}{\sqrt{\frac{1}{\eta^2} - \cos^2 2\theta}}. \quad (37)$$

We may now evaluate eqn.(35), obtaining

$$K_{20(0)} = -\frac{1}{\epsilon} \tan^{-1} \frac{\sin 2\theta_4}{\sqrt{\frac{1}{\eta^2} - \cos^2 2\theta_4}} - \log \sin \frac{\omega\pi}{2} + \log \frac{\omega\epsilon}{2}. \quad (38)$$

We thus find the contribution

$$K_{20} - K_{200} = -2 \log 2 + \frac{3}{2} \log 3 \quad (39)$$

to (14) to be again finite and non-zero, precisely cancelling the contribution (30) to the quadratic term (14).

V. CUBIC TACHYON ACTION AND BRANE TENSION

We have verified in section IV that the butterfly does indeed support a tachyon field. In order to further motivate its interpretation as a D-brane state, the brane tension should also be calculated. This was properly done for the sliver in [10], and we consider the same procedure here for the butterfly.

We recall that the tachyon coupling constant can be identified by first canonically normalising the tachyon field using the quadratic term, and then extracting the coefficient of the cubic term. This coupling will be related to the tension, and the tension may be expressed in terms of the energy density.

The cubic term in the action contains the quantity from eqn.(17),

$$-\frac{1}{3}V = V_{30} + V_{21} - V_{300} - V_{210} - V_{201} - \frac{1}{3}V_{111}. \quad (40)$$

These may be calculated as follows. The three-point function on the boundary of the cone $C_{n\pi}$ is given by

$$\begin{aligned} P_n(w_1, w_2, w_3)\delta(k_1 + k_2 + k_3) &\equiv \langle e^{ik_1 \cdot X}(w_1)e^{ik_2 \cdot X}(w_2)e^{ik_3 \cdot X}(w_3) \rangle_{C_{n\pi}} \\ &= \frac{1}{n^3} \left| \csc \frac{|w_1 - w_2|}{n} \csc \frac{|w_2 - w_3|}{n} \csc \frac{|w_3 - w_1|}{n} \right| \delta(k_1 + k_2 + k_3). \end{aligned} \quad (41)$$

In the following, as before, we imply the use of fig.3 and fig.4 for two- and three-state products, respectively. We use the same regularisation parameters $\delta_\theta = \frac{1}{\eta}\delta_z$ and $\epsilon_\phi \equiv \frac{1}{s(\phi)}\epsilon_z$ as in the preceding section.

We begin with V_{111} and write

$$V_{111} \sim \left\langle \int_{\gamma} dw_1 \int_{\gamma^*} dw_2 \int_{\tilde{\gamma}} dw_3 e^{ik \cdot X}(w_1) e^{ik \cdot X}(w_2) e^{ik \cdot X}(w_3) \right\rangle. \quad (43)$$

Regularisation may be carried out as before, so that

$$\begin{aligned} V_{111} &= \int_{\theta_3 + \delta_\phi}^{\theta_7 - \delta_\phi} d\phi_1 \int_{\theta_7 + \delta_\phi}^{\theta_{11} - \delta_\phi} d\phi_2 \left\{ \int_{\theta_{11} + \delta_\phi}^{\theta_{13}} d\phi_3 + \int_{\theta_1}^{\theta_3 - \delta_\phi} d\phi_3 \right\} \\ &\quad \left(\frac{2}{3} \right)^3 \csc \frac{2}{3}(\phi_1 - \phi_2) \csc \frac{2}{3}(\phi_2 - \phi_3) \csc \frac{2}{3}(\phi_3 - \phi_1). \end{aligned} \quad (44)$$

The three integrals in this case are independent, (*i.e.* the integration bounds do not depend on the integration variables) and we find that this is identical to V_{111} in the case of the sliver, calculated in [10], that is

$$V_{111} = \frac{\pi^2}{3}. \quad (45)$$

Moving on to V_{21} and V_{210} we may write the unregularised quantity as

$$V_{21(0)} \sim \int_{\gamma} dw_1 dw_2 \int_{\gamma^*} dw_3 P_{1/\omega}(w_1, w_2, w_3), \quad (46)$$

where we have written both states simultaneously using ω , as we did in section IV. We regularise as we did with $K_{20(0)}$;

$$V_{21(0)} = 2 \int_{\gamma; z_3 + \epsilon_{z_3}}^{z_7} dw_1 \int_{\gamma; z_3}^{w_1 - \epsilon_{w_1}} dw_2 \int_{\gamma^*} dw_3 P_{1/\omega}(w_1, w_2, w_3). \quad (47)$$

In the θ -system, this becomes

$$V_{21} = 2 \int_{\theta_3 + \epsilon_{\theta_3}}^{\theta_7} d\phi_1 \int_{\theta_3}^{\phi_1 - \epsilon_{\phi_1}} d\phi_2 \left\{ \int_{\theta_7 + \delta_{\theta}}^{\theta_9} d\phi_3 \int_{\theta_1}^{\theta_3 - \delta_{\theta}} d\phi_3 \right\} \csc(\phi_1 - \phi_2) \csc(\phi_2 - \phi_3) \csc(\phi_3 - \phi_1). \quad (48)$$

Here we are using the regulator ϵ just as we did in the previous section.

$V_{210} = V_{201}$ may similarly be expressed as

$$V_{210} = 2 \int_{\theta_3 + \epsilon_{\theta_3}}^{\theta_7} d\phi_1 \int_{\theta_3}^{\phi_1 - \epsilon_{\phi_1}} d\phi_2 \int_{\theta_7 + \delta_{\theta}}^{\theta_{11} - \delta_{\theta}} d\phi_3 \left(\frac{2}{3} \right)^3 \csc \frac{2}{3}(\phi_1 - \phi_2) \csc \frac{2}{3}(\phi_2 - \phi_3) \csc \frac{2}{3}(\phi_3 - \phi_1). \quad (49)$$

Finally, V_{30} and V_{300} may be written

$$V_{30(0)} \sim \int_{\gamma} dw_1 dw_2 dw_3 P_{1/\omega}(w_1, w_2, w_3), \quad (50)$$

which may be regularised and written as

$$V_{30(0)} = 4 \int_{\theta_3 + 2\tau_{\theta_3}}^{\theta_7} d\phi_1 \int_{\theta_3 + \tau_{\theta_3}}^{\phi_1 - \tau_{\phi_1}} d\phi_2 \int_{\theta_3}^{\phi_2 - \tau_{\phi_2}} d\phi_3 \omega^3 \csc \omega(\phi_1 - \phi_2) \csc \omega(\phi_2 - \phi_3) \csc \omega(\phi_3 - \phi_1). \quad (51)$$

Here, τ is a new regulator, which is used exactly as is ϵ in previous expressions. This means that $\tau_{\phi} = \frac{1}{s(\phi)}\tau_z$, and τ_z ‘follows the contour’ in the z -system, as explained for ϵ_z just before equation (33).

Explicit evaluation of the integrals for $V_{21(0)}$ and $V_{30(0)}$ in equations (48), (49) and (51) is not impossible, but very tedious. Primarily this is due to the complicated dependence of the upper limits of the inner integrals on the variables of the outer integrals. We leave this evaluation for future investigation and here make some comments. We first mention that the calculation must be done for fixed, finite η , taking the limit $\eta \rightarrow \infty$ only at the very end. The $\delta \rightarrow 0$, $\epsilon \rightarrow 0$ and $\tau \rightarrow 0$ limits may be considered while performing the calculation, but care must be taken to keep all divergent terms in these regulators. In addition, in individual

expressions, these three limits do not always commute, and it is only at the end where the divergent parts should be seen to cancel. Given that these two regulators are independent, we again expect that the combinations $V_{30} - V_{300}$ and $V_{21} - V_{210} - V_{201}$ will not be divergent. We also expect that combined, they contribute zero to the expression (15) for the cubic tachyon coupling, through eqn.(17), leaving the tension dependent only on the term V_{111} . Finally, to calculate the tension one must calculate the overall normalisation of the quadratic term, so that it may be written canonically and the cubic term normalised appropriately. This calculation also is tedious for the case of the butterfly; we do not undertake it here. Work is in progress on the quadratic normalisation and the cubic term evaluation; if reasonable, we intend to address the full calculation of the tension in a future publication.

VI. DISCUSSION

We have calculated the on-shell quadratic term in the tachyon action, and found that it vanishes. The structure of this calculation is the same as that for the sliver [10]. This is compatible with the assertion that the butterfly represents a D-brane state. The tension could be calculated by following the procedure outlined in the last section, and we expect that this will also agree with the canonical value of unity for a D-brane, matching the case of the sliver.

Finally, it is interesting to note that when defining surface states with operators on the boundary, such as the deformation states in equations (6)-(9), the definition of the state depends on the geometry used. That is to say, although such specifications are formally conformally invariant, the necessary regularisation procedure will break this symmetry. When defined using operators requiring regularisation, conformally equivalent surfaces can correspond to different states. This information is contained in the function which maps the regulator from one coordinate system to another; here this was the function $s(\theta)$ which maps the regulator ϵ_z in the z -system to ϵ_θ in the θ -system.

Acknowledgements

The author would like to thank K. S. Viswanathan and R. C. Rashkov for enlightening discussions, and Simon Fraser University for a Graduate Fellowship. This work was

supported in part by the National Sciences and Engineering Research Council of Canada.

Appendix: Conformal Mapping to the Cone

Let Ω be the region of the complex plane given by $-\pi/4 < \Re z < \pi/4$, $\Im z > 0$. First let us construct a map from Ω to itself, which transforms the boundary $\partial\Omega$ as shown in fig.5. That is, the contour given by line segments from $z = -\pi/4 + ih$ down to $z = -\pi/4$,

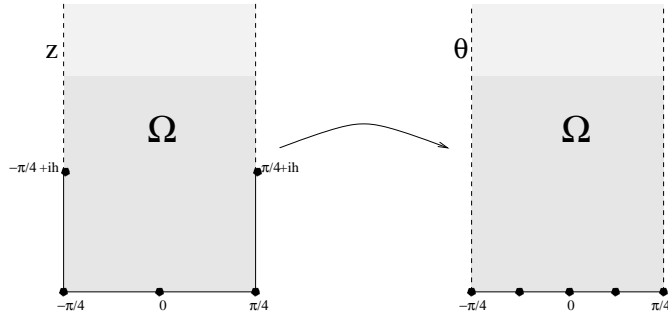


FIG. 5: $\eta \cos 2\theta = \cos 2z$

across to $z = +\pi/4$ and up to $z = +\pi/4 + ih$ should be mapped to the segment of the real line $-\pi/4 < z < \pi/4$, with the rest of the boundary mapped accordingly. This map is given implicitly by the relation

$$\cos 2\theta = \frac{1}{\eta} \cos 2z, \quad (\text{A-1})$$

where $\eta = \cosh 2h$. Now, due to the periodicity of the functions in (A-1), this map in fact extends to arbitrarily many copies of the surfaces, as shown in fig.6. Each ‘bucket’ of width

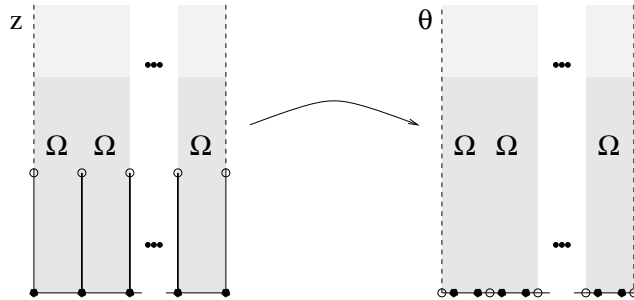


FIG. 6: $\eta \cos 2\theta = \cos 2z$

$\pi/2$ is folded down onto the real line. We will use the map for two copies of Ω for surfaces corresponding to K_{11} and K_{20} , and the three-copy map for K_{110} and K_{200} . Explicitly, the

map (A-1) can of course be written as

$$\theta = \frac{1}{2} \cos^{-1} \frac{\cos 2z}{\eta}, \quad (\text{A-2})$$

although we must be careful to note that the inverse cosine function is not single-valued.

-
- [1] Davide Gaiotto, Leonardo Rastelli, Ashoke Sen, Barton Zwiebach, *Star Algebra Projectors*, JHEP 0204 (2002) 060, [hep-th/0202151](#).
 - [2] V. Alan Kostelecký and Robertus Potting, *Analytical construction of a nonperturbative vacuum for the open bosonic string*, Phys. Rev. **D63** (2001) 046007.
 - [3] Leonardo Rastelli, Ashoke Sen and Barton Zwiebach, *Classical Solutions in String Field Theory Around the Tachyon Vacuum*, [hep-th/0102112](#).
 - [4] Leonardo Rastelli, Ashoke Sen, Barton Zwiebach, *Boundary CFT Construction of D-branes in Vacuum String Field Theory*, JHEP 0111 (2001) 045, [hep-th/0105168](#).
 - [5] Leonardo Rastelli, Ashoke Sen and Barton Zwiebach, *Vacuum String Field Theory*, [hep-th/0106010](#).
 - [6] Leonardo Rastelli and Barton Zwiebach, *Tachyon Potentials, Star Products and Universality*, JHEP **0109** (2001) 038.
 - [7] Leonardo Rastelli, Ashoke Sen and Barton Zwiebach, *Boundary CFT Construction of D-branes in Vacuum String Field Theory*, JHEP **0111** (2001) 045.
 - [8] P. Matlock, R.C. Rashkov, K.S. Viswanathan, Y. Yang, *Dp-brane Tension from Tachyons and B-field in Vacuum String Field Theory*, Phys.Rev. D66 (2002) 026004, [hep-th/0203071](#).
 - [9] Kazumi Okuyama, *Ratio of Tensions from Vacuum String Field Theory*, [hep-th/0201136](#).
 - [10] Yuji Okawa (Caltech), *Open string states and D-brane tension from vacuum string field theory*, JHEP 0207 (2002) 003, [hep-th/0204012](#).
 - [11] Ashoke Sen, *Universality of the Tachyon Potential*, JHEP **9912** (1999) 027.
 - [12] Leonardo Rastelli, Ashoke Sen and Barton Zwiebach, *String Field Theory Around the Tachyon Vacuum*, [hep-th/0012251](#).