

BPS WALLS AND JUNCTIONS IN $\mathcal{N} = 1$ SUSY NONLINEAR SIGMA MODELS

MASASHI NAGANUMA,¹ MUNETO NITTA,² AND
NORISUKE SAKAI^{1,3}

¹ *Department of Physics, Tokyo Institute of Technology, Tokyo 152-8551, JAPAN*

² *Department of Physics, Purdue University, West Lafayette, IN 47907-1396, USA*

³ *Speaker at the conference.*

The $\mathcal{N} = 1$ SUSY nonlinear sigma models in four spacetime dimensions are studied to obtain BPS walls and junctions. A nonlinear sigma model with a single chiral scalar superfield is found which has a moduli space of the topology of S^1 and admits BPS walls and junctions connecting arbitrary points in moduli space. New BPS junction solutions connecting N discrete vacua are also found for nonlinear sigma models with several chiral scalar superfields. More detailed exposition of our results can be found in Ref.[1].

1 Introduction

Supersymmetric theories provides the most attractive possibility for unified theories beyond the standard model. [2]. In recent years there have been intensive studies on models with extra dimensions, [3], [4] where our world is assumed to be realized on an extended topological defects such as domain walls or various branes. Supersymmetry can be combined with this brane-world scenario and helps the construction of the extended objects.

In order to consider models with extra dimensions, we need to discuss supersymmetric theories in spacetime with dimensions higher than four. They should have at least eight supercharges. These SUSY are so restrictive that the nontrivial interactions require the nonlinearity of kinetic term (nonlinear sigma model) if there are only hypermultiplets [5].

Our purpose is to study the nonlinear sigma model in a simpler context of $\mathcal{N} = 1$ SUSY theories in four dimensions to obtain walls and/or junctions as BPS solutions. This is interesting in itself, and will serve as a starting point for a more difficult case of larger number of SUSY charges. We find a nonlinear sigma model with a single chiral scalar field is also obtained which admits our Z_3 symmetric junction solution as an exact BPS solution. We find that this single field model has a moduli space with S^1 topology and that it admits BPS walls and junctions connecting arbitrary points in the moduli

space. We also find other nonlinear sigma models with several chiral scalar superfields which admit a new exact junction solutions connecting N discrete vacua. The model and the solution are generalizations of our original Z_3 symmetric vacua to a generic N discrete vacua including models with arbitrary number of asymmetric vacua. We deal with classical field theories in this paper and will postpone to discuss questions on quantization and quantum effects for subsequent studies.

2 Nonlinear sigma models with exact junction solutions

Requiring a single conserved supercharge for a general nonlinear sigma model with a Kähler potential K and a superpotential \mathcal{W} , the 1/4 BPS equation is given by [6]

$$2\frac{\partial A^i}{\partial z} = \Omega K^{ij^*}(A, A^*) \frac{\partial \mathcal{W}^*}{\partial A^{*j}}, \quad (1)$$

where $z = x^1 + ix^2$ is the complex coordinate, K^{ij^*} is the Kähler metric of the nonlinear sigma model, and the constant phase factor Ω is given by the central charges which correspond to boundary conditions determining the orientation of junction. Previously we have obtained the first analytic solution of 1/4 BPS junction in a model with a number of chiral scalar fields with $U(1) \times U(1)$ gauge interactions [7]. The same junction configuration turns out to be a BPS solution of a simpler model with only chiral scalar fields.

There are four chiral scalar superfields $\mathcal{M}_i, i = 1, 2, 3$ and \hat{T} with the minimal kinetic term. The linear sigma model with Z_3 symmetric junction solution can be reduced to the following form of superpotential

$$\mathcal{W} = \frac{1}{2} \left[\sqrt{3}\hat{T} - \sum_{j=1}^3 \left(\sqrt{3}\hat{T} - e^{i\frac{2\pi}{3}j} \right) \mathcal{M}_j^2 \right]. \quad (2)$$

There are three isolated SUSY vacua at $\hat{T} = \frac{1}{\sqrt{3}}e^{i\frac{2\pi}{3}j}, \mathcal{M}_j = \pm 1, \mathcal{M}_k = 0, k \neq j. (j=1, 2, 3)$. The $\frac{1}{4}$ BPS equations (1) with $\Omega = 1$ turn out

$$2\frac{\partial \mathcal{M}_j}{\partial z} = \left(e^{-i\frac{2\pi}{3}j} - \sqrt{3}\hat{T}^* \right) \mathcal{M}_j^*, \quad (3)$$

$$2\frac{\partial \hat{T}}{\partial z} = \frac{\sqrt{3}}{2} \left(1 - \sum_{j=1}^3 \mathcal{M}_j^{*2} \right). \quad (4)$$

It is convenient to define the following auxiliary quantities taking real values

$$f_j \equiv \exp\left(\frac{1}{2}\left(e^{-i\frac{2\pi}{3}j}z + e^{i\frac{2\pi}{3}j}z^*\right)\right), \quad j = 1, 2, 3. \quad (5)$$

which satisfy $\prod_{j=1}^3 f_j = 1$. The exact BPS solution for a junction connecting three vacua is given by [7]

$$\hat{T} = \frac{1}{\sqrt{3}} \frac{\sum_{j=1}^3 e^{i\frac{2\pi}{3}j} f_j}{\sum_{k=1}^3 f_k}, \quad \mathcal{M}_j = \frac{f_j}{\sum_{k=1}^3 f_k}. \quad (6)$$

We have shown that the configuration (6) on a circle at infinity $|z| \rightarrow \infty$ reduces to a collection of three walls separating three vacuum regions, which are represented by three straight line segments connecting three vacua in the complex plane of superpotential [7].

We observe that the junction solution is a mapping from a two-dimensional base space x^1, x^2 to the complex scalar fields $\mathcal{M}_j, j = 1, 2, 3$ and \hat{T} . Therefore we can reexpress the complex scalar fields $\mathcal{M}_j, j = 1, 2, 3$ in favor of the complex coordinate $z = x^1 + ix^2$ and then invert the relation between \hat{T} and z to express everything in favor of \hat{T} eventually. In particular, we can express the right-hand side of the BPS equation for \hat{T} in Eq.(4) solely in terms of \hat{T} by this process. The resulting BPS equation can be interpreted as the BPS equation (1) in a nonlinear sigma model with appropriate superpotential and Kähler metric. Using Eqs.(4), and (6), we obtain

$$\begin{aligned} 2\frac{\partial\hat{T}}{\partial z} &= \frac{\sqrt{3}}{2} \left(1 - \sum_{j=1}^3 \mathcal{M}_j^{*2}\right) = \frac{\sqrt{3}}{2} \left(1 - \frac{\sum_{j=1}^3 f_j^2}{\left(\sum_{k=1}^3 f_k\right)^2}\right) = \sqrt{3} \frac{f_1 f_2 + f_2 f_3 + f_3 f_1}{\left(\sum_{k=1}^3 f_k\right)^2} \\ &= \sqrt{3} \frac{f_1 f_2 + \frac{1}{f_1} + \frac{1}{f_2}}{\left(f_1 + f_2 + \frac{1}{f_1 f_2}\right)^2} = \sqrt{3} \frac{f_1 f_2 (f_1^2 f_2^2 + f_1 + f_2)}{(f_1 f_2 (f_1 + f_2) + 1)^2}, \end{aligned} \quad (7)$$

where we have eliminated f_3 by means of the identity $\prod_j f_j = 1$. Similarly we can reexpress the field $\hat{T} = \hat{T}_R + i\hat{T}_I$ as

$$\sqrt{3}\hat{T}_R = \frac{-\frac{f_1+f_2}{2} + f_3}{\sum_{k=1}^3 f_k} = \frac{-\frac{f_1 f_2 (f_1+f_2)}{2} + 1}{f_1 f_2 (f_1 + f_2) + 1} \quad (8)$$

$$\sqrt{3}\hat{T}_I = \frac{\frac{\sqrt{3}}{2}(f_1 - f_2)}{f_1 + f_2 + \frac{1}{f_1 f_2}} = \frac{\frac{\sqrt{3}}{2} f_1 f_2 (f_1 - f_2)}{f_1 f_2 (f_1 + f_2) + 1}. \quad (9)$$

Therefore we finally find that

$$2\frac{\partial\hat{T}}{\partial z} = \frac{1}{\sqrt{3}} \left(1 - 3\hat{T}_R^2 - 3\hat{T}_I^2\right) = \frac{1}{\sqrt{3}} \left(1 - |\sqrt{3}\hat{T}|^2\right). \quad (10)$$

The resulting equation should be identified with a $\frac{1}{4}$ BPS equation (1) for a nonlinear sigma model. We find that the superpotential is linear in \hat{T} and the Kähler metric is nontrivial

$$K_{\hat{T}\hat{T}^*} = \frac{3}{1 - |\sqrt{3}\hat{T}|^2}, \quad \mathcal{W} = \sqrt{3}\hat{T}. \quad (11)$$

We emphasize that the above choice is not a matter of convenience, and that the holomorphy forces us to choose the superpotential as the chiral scalar superfield \hat{T} itself except for the freedom of a possible proportionality constant \mathcal{W}/\hat{T} . The Kähler potential is given by

$$K(\hat{T}, \hat{T}^*) = \int^{3|\hat{T}|^2} \frac{dx}{x} \log \frac{1}{1-x}. \quad (12)$$

From the above procedure, we see that the nonlinear sigma model with a single chiral scalar superfield is unique modulo usual freedom of holomorphic field redefinitions, if we require that it allows the exact junction (6) as the $\frac{1}{4}$ BPS solution.

By using a rescaled field $T \equiv \sqrt{3}\hat{T}$, we obtain the nonlinear sigma model

$$\mathcal{L}_{\text{NLSM}} = -\frac{1}{1 - |T|^2} \partial_\mu T^* \partial^\mu T - (1 - |T|^2). \quad (13)$$

We observe that the nonlinear sigma model has continuous vacua at $|T| = 1$, corresponding to the continuous family of singularities of the Kähler metric. The moduli space has a topology of a circle.

Now we shall show that there are $\frac{1}{2}$ BPS wall solutions connecting any two arbitrary points in this moduli space. Since an orthogonal section of the $\frac{1}{2}$ BPS configuration should follow a straight line trajectory in the complex plane of the superpotential [1], we just need to construct a straight line connecting two vacua in the moduli space, thanks to our choice of the superpotential as the field variable. Let us define a variable taking a real value $-1 \leq \tilde{T} \leq 1$ along the straight line connecting from $T = e^{i\alpha_1}$ and $T = e^{i\alpha_2}$ as shown in Fig. 1 (a)

$$T = \frac{e^{i\alpha_2} + e^{i\alpha_1}}{2} + \frac{e^{i\alpha_2} - e^{i\alpha_1}}{2} \tilde{T}. \quad (14)$$


By assuming the one-dimensional profile, we obtain the $\frac{1}{2}$ BPS equation for the wall

$$\frac{d\tilde{T}}{dx} = \sin \frac{\alpha_2 - \alpha_1}{2} \left[1 - (\tilde{T})^2 \right] \quad (15)$$

where we have taken the constant phase factor in Eq.(1) as $\Omega = ie^{i\frac{\alpha_2+\alpha_1}{2}}$ in order to orient the wall along the $x = x^1$ direction. We can recognize the familiar BPS equation to give the wall solution and find

$$\tilde{T} = \tanh \left(x \sin \frac{\alpha_2 - \alpha_1}{2} \right) \quad (16)$$

$$T = \frac{e^{i\alpha_2} e^{x \sin \frac{\alpha_2 - \alpha_1}{2}} + e^{i\alpha_1} e^{-x \sin \frac{\alpha_2 - \alpha_1}{2}}}{e^{x \sin \frac{\alpha_2 - \alpha_1}{2}} + e^{-x \sin \frac{\alpha_2 - \alpha_1}{2}}}. \quad (17)$$



(a) A BPS wall connecting any two vacua.

(b) Moduli space and N vacua for a junction.

Figure 1: Wall and Junction in NLSM with single chiral scalar superfield.

More surprisingly, we can show that there exist exact $\frac{1}{4}$ BPS junction solutions connecting any number of ordered points $e^{i\alpha_j}, j = 1, \dots, N$ in the moduli space as shown in Fig. 1 (b). To obtain the junction solution, let us define the following auxiliary quantities f_j generalized from Eq.(5)

$$f_j \equiv \exp \left(\frac{1}{2} (e^{-i\alpha_j} z + e^{i\alpha_j} z^*) \right), \quad j = 1, \dots, N. \quad (18)$$

Let us define an auxiliary variable η as $\eta \equiv 2 \log \left(\sum_{j=1}^N f_j \right)$. Then we obtain

$$\frac{\partial \eta}{\partial z} = \frac{\sum_{k=1}^N e^{-i\alpha_k} f_k}{\sum_{j=1}^N f_j}, \quad \frac{\partial^2 \eta}{\partial z \partial z^*} = \frac{1}{2} \left[1 - \left| \frac{\partial \eta}{\partial z} \right|^2 \right], \quad (19)$$

If we take the following Ansatz

$$T = \frac{\partial \eta}{\partial z^*} = \frac{\sum_{k=1}^N e^{i\alpha_k} f_k}{\sum_{j=1}^N f_j}, \quad (20)$$

we find that the field T satisfies the $\frac{1}{4}$ BPS equation (1) for the nonlinear sigma model (13) with the Kähler metric $K_{TT^*} = 1/(1 - |T|^2)$ and the superpotential $\mathcal{W} = T$

$$2\frac{\partial T}{\partial z} = 1 - \left| \frac{\partial \eta}{\partial z} \right|^2 = 1 - |T|^2. \quad (21)$$

The energy density of the junction with a choice of 5 points in moduli space is shown in Fig. 2.

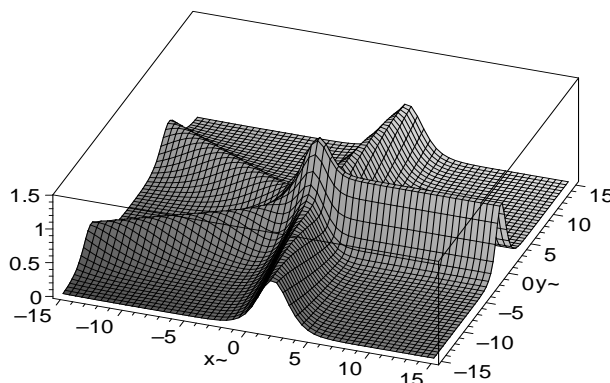


Figure 2: Energy density of a junction in x^1, x^2 plane with vacua at $\alpha_1 = \frac{\pi}{4}, \alpha_2 = \frac{2\pi}{3}, \alpha_3 = \pi, \alpha_4 = \frac{4\pi}{3}, \alpha_5 = \frac{7\pi}{4}$.

The kinetic term of the nonlinear sigma model is nonnegative definite only for $|T| \leq 1$. It is interesting to observe that the moduli space $|T| = 1$ of the nonlinear sigma model forms a natural boundary of the field space beyond which the kinetic term of the nonlinear sigma model is no longer positive definite.

Another peculiar feature of the nonlinear sigma model (13) is that the boundary condition can be deformed continuously since the moduli space of vacua is continuous. The walls and junctions are stable as long as the boundary condition is fixed. However, the adiabatic change of the boundary condition can make the adiabatic deformation of the walls and junctions.

3 NLSM with discrete vacua and junction solution

We shall work out the model which has the N -junction as a solution of the $\frac{1}{4}$ BPS equation. Let us introduce the chiral scalar superfields $\mathcal{M}_j, j = 1, \dots, N$ besides the chiral scalar superfield T . We assume the minimal kinetic term for these additional fields \mathcal{M}_j . However, we leave the Kähler metric K_{TT^*} of the field T to be an arbitrary function of T, T^* and will determine it by requiring that the model possesses a N -junction as a solution of the $\frac{1}{4}$ BPS equation. We assume a generalization of the superpotential in Eq.(2)

$$\mathcal{W} = \frac{1}{2} \left[T - \sum_{j=1}^N (T - e^{i\alpha_j}) \mathcal{M}_j^2 \right] \quad (22)$$

where the parameters $\alpha_j, j = 1, \dots, N$ specify the position of discrete vacua as we show below, and becomes $\alpha_j = 2\pi j/N$ for the Z_N symmetric case.

The SUSY vacuum condition gives two conditions in this model

$$(e^{i\alpha_j} - T) \mathcal{M}_j = 0, \quad j = 1, \dots, N, \quad (23)$$

$$K^{TT^*} \frac{1}{2} \left| 1 - \sum_{j=1}^N \mathcal{M}_j^2 \right|^2 = 0. \quad (24)$$

We find that there are two types of the SUSY vacua :

1. The j -th condition (23) is satisfied if the field T takes a particular value $T = e^{i\alpha_j}$ for an integer j . Then the other conditions (23) imply $\mathcal{M}_k = 0$ for $k \neq j$. Assuming that the Kähler metric is not singular at the point $T = e^{i\alpha_j}$, the second condition (24) is only satisfied by $\mathcal{M}_j = \pm 1$.

$$T = e^{i\alpha_j}, \quad \mathcal{M}_j = \pm 1, \quad \mathcal{M}_k = 0, \quad k \neq j, \quad j = 1, \dots, N. \quad (25)$$

We will check later that the Kähler metric is indeed not singular at this point. This is the N discrete SUSY vacua given by stationary points of the superpotential.

2. If $T \neq e^{i\alpha_j}, j = 1, \dots, N$, all the other fields have to vanish $\mathcal{M}_j = 0$ to satisfy Eq.(23). The other condition (24) can only be satisfied by a singularity of the Kähler metric

$$K_{TT^*} = \infty. \quad (26)$$

The $\frac{1}{4}$ BPS equations (1) for \mathcal{M}_j and T are given by

$$2\frac{\partial\mathcal{M}_j}{\partial z} = (e^{-i\alpha_j} - T^*)\mathcal{M}_j^*, \quad (27)$$

$$2\frac{\partial T}{\partial z} = K^{TT^*}\frac{1}{2}\left(1 - \sum_{j=1}^N \mathcal{M}_j^{*2}\right). \quad (28)$$

Using the auxiliary quantities f_j defined in Eq.(18), we assume the following Ansatz for the junction

$$T = \frac{\sum_{j=1}^N e^{i\alpha_j} f_j}{\sum_{k=1}^N f_k}, \quad \mathcal{M}_j = \frac{f_j}{\sum_{k=1}^N f_k}. \quad (29)$$

By using identities

$$\frac{\partial f_j}{\partial z} = \frac{1}{2}e^{-i\alpha_j} f_j, \quad (30)$$

$$\frac{\partial}{\partial z} \left(\frac{f_j}{\sum_{k=1}^N f_k} \right) = \frac{f_j}{\sum_{k=1}^N f_k} \frac{1}{2} (e^{-i\alpha_j} - T^*) \quad (31)$$

we find that the $\frac{1}{4}$ BPS equation for \mathcal{M}_j in Eq.(27) is satisfied. Then the remaining $\frac{1}{4}$ BPS equation for T is also satisfied if and only if the Kähler metric of the field T is given by

$$\begin{aligned} K_{TT^*} &= \frac{\frac{1}{2}\left(1 - \sum_{j=1}^N \mathcal{M}_j^{*2}\right)}{2\frac{\partial T}{\partial z}} = \frac{1 - \frac{\sum_{j=1}^N f_j^2}{\left(\sum_{k=1}^N f_k\right)^2}}{2\left(1 - \frac{|\sum_{l=1}^N e^{i\alpha_l} f_l|^2}{\left(\sum_{m=1}^N f_m\right)^2}\right)} \\ &= \frac{1 - \frac{\sum_{j=1}^N f_j^2}{\left(\sum_{k=1}^N f_k\right)^2}}{2(1 - |T|^2)} = \frac{2\frac{\sum_{j<l} f_j f_k}{\left(\sum_{k=1}^N f_k\right)^2}}{2(1 - |T|^2)}. \end{aligned} \quad (32)$$

Here we have expressed the metric in terms of the auxiliary quantities f_j as an intermediate step. The numerator of the right-hand side can be expressed in terms of the $T = T_R + iT_I$, since f_j are given in terms of z which can be expressed in terms of T_R and T_I . Therefore we have solved the $\frac{1}{4}$ BPS equations and obtained the Kähler metric of the nonlinear sigma model implicitly through Eqs.(18), (29), and (32). It is gratifying to find that the resulting Kähler metric is real. This is a nontrivial requirement which should be imposed on the Kähler metric. The asymptotic behavior of the solution precisely

reproduces the expected vacuum configuration and the connecting wall configurations. Therefore we have found the $\frac{1}{4}$ BPS junction solution connecting N discrete vacua.

We now examine the properties of the Kähler metric (32). The singularity can occur only on a circle $|T| = 1$. However, the junction solution can never touch the circle as long as z is finite. The circle can be reached only asymptotically as $|z| \rightarrow \infty$. In fact, the junction solution approaches asymptotically along a generic direction to one of the discrete vacua, say $e^{i\alpha_j}$. On the other hand, the numerator is such that it also vanishes precisely at these vacua and the Kähler metric becomes finite at the discrete vacua

$$K_{TT^*} \rightarrow \frac{1}{2(1 - \cos(\alpha_j - \alpha_{j-1}))}, \quad (33)$$

if the nearest vacuum to e^{α_j} is at $e^{\alpha_{j-1}}$. If the nearest vacuum is at $e^{\alpha_{j+1}}$ instead, we should replace α_{j-1} by α_{j+1} . This result shows that the Kähler metric is in fact nonsingular as we have assumed in analyzing the SUSY vacua. The junction asymptotically along the wall direction becomes a wall solution. In our solution, the wall is mapped to a straight line segments connecting adjacent vacua in the T plane. The Kähler metric takes the value (33) along the straight line corresponding to the wall connecting the vacua $T = e^{\alpha_{j-1}}$ and $T = e^{\alpha_j}$. Let us call $R = \{T(z, z^*) \in \mathbf{C}, z \in \mathbf{C}\}$ the image of the entire real space z by the map $T(z, z^*)$ defined by the junction solution (29). Summarizing the properties of the Kähler metric, we find

1. The Kähler metric is real and positive in R .
2. The Kähler metric is never singular in R .
3. The field T can approach asymptotically to the unit circle only at the discrete vacuum $T = e^{i\alpha_j}$ where the Kähler metric is finite.
4. The asymptotic value of the junction solution is mapped to a straight line segments connecting these discrete vacua in the T plane.
5. At the origin of the base space, the auxiliary quantity becomes $f_j = 1$. In the case of Z_N symmetric model, the field takes values $T = 0, \mathcal{M}_j = 1/N$ and the Kähler metric takes a value $K_{TT^*} = (N - 1)/(2N)$.

These results suggest that R is a polygon with the N discrete vacua as vertices. It is interesting to observe that the moduli space is divided into several discrete stationary points and singular arcs as illustrated by an example in Fig.3. We

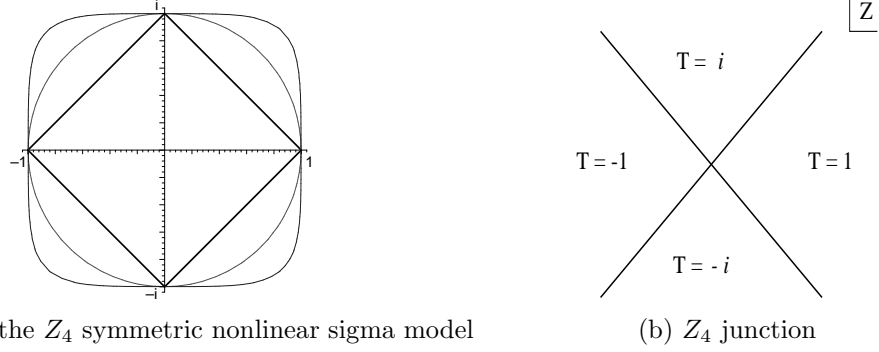


Figure 3: Nonlinear sigma model with Z_4 symmetric junction.

expect that the kinetic term is positive definite in $|T| \leq 1$, and that the natural domain of definition for our nonlinear sigma model is $|T| \leq 1$, which turn out to be the case in models that we are going to analyze more explicitly.

Let us evaluate the Kähler metric as a function of T more explicitly. For that purpose, we shall first take the Z_N symmetric case. The model with junction starts from $N = 3$. The model with $N = 3$ turn out to give a minimal kinetic term $K_{TT^*} = 1$ and hence reduces to our original model in Ref.[7]. The next model is $N = 4$. We find that the model in fact gives a nonlinear sigma model for the field T as

$$K_{TT^*} = \frac{1}{2(1 - |T|^2)} \left[\frac{3}{4} - \frac{1}{2}|T|^2 - \frac{1}{16} (T^4 + T^{*4}) - \frac{1}{8}|T|^4 \right]. \quad (34)$$

As shown in Fig.3, there is a locus of zeros of the numerator of the Kähler metric which touches the unit circle precisely at the four discrete points $T = e^{i\frac{2\pi}{4}j}, j = 1, \dots, 4$. This concrete example shows our general analysis clearly: the Kähler metric is singular along four arcs separated by discrete stationary points of the superpotential $T = e^{i\frac{2\pi}{4}j}, j = 1, \dots, 4$ where the Kähler metric is finite. The region between the circle $|T| = 1$ and the outer curve touching the circle at $T = 1, i, -1, -i$ gives the region of negative kinetic term as shown in Fig. 3(a). The energy density of the junction is shown in Fig. 4. In this model, we have also a continuous moduli space consisting of the arcs of singularities of the Kähler metric. However, even if we attempt to make a wall and/or a junction solution connecting these vacua of singularities, we find that the BPS equations are not satisfied by Ansatz similar to our previous one in Eqs.(20)

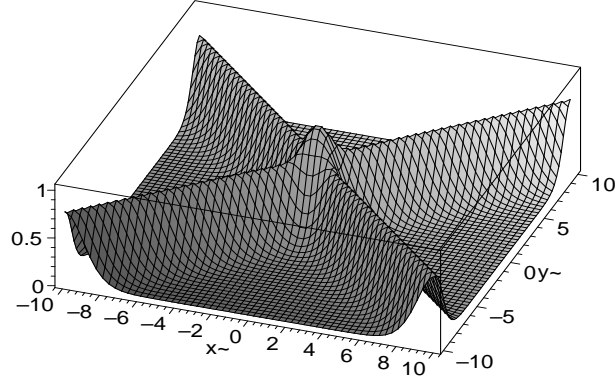


Figure 4: Energy density of Z_4 symmetric junction in x^1, x^2 plane with vacua at $1, i, -1, -i$.

or (29), since T now has a nonlinear kinetic term in our model. It is possible that there may exist wall or junction solutions connecting these singularities of the Kähler metric. Even if they exist, however, these solutions cannot be adiabatically deformed to our solution, since the other fields \mathcal{M} take different values in two types of vacua as shown in Eqs.(25) and (26).

As another example, we shall give a model without the Z_N symmetry. Let us take three “matter” fields $\mathcal{M}_j, j = 1, 2, 3$ besides T . We choose the superpotential (22) with $\alpha_1 = \pi/2, \alpha_2 = -\pi/2, \alpha_3 = 0$. Then we have three discrete vacua at asymmetric points $T = 1, i, -i$ on the unit circle.

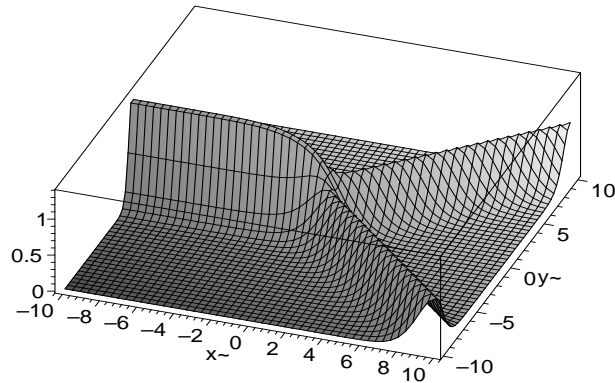


Figure 5: Energy density of asymmetric junction in x^1, x^2 plane with vacua at $1, i, -i$.

We find that the Kähler metric in Eq.(32) becomes in this model

$$K_{TT^*} = \frac{1}{4(1 - |T|^2)} \left(1 + T + T^* - 2|T|^2 - \frac{T^2 + T^{*2}}{2} \right). \quad (35)$$

The Kähler metric again has a general feature: it is finite at the discrete vacua which separate the arcs of singular points of the Kähler metric. The kinetic term is negative in the region between the circle $|T| = 1$ and the ellipse touching the circle at three vacua $T = 1, i, -i$. The energy density of the junction is shown in Fig. 5.

- [1] M. Naganuma, M. Nitta, and N. Sakai, *Phys. Rev.* **D65** (2001) 045016 [hep-th/0108179].
- [2] S. Dimopoulos and H. Georgi, *Nucl. Phys.* **B193** (1981) 150; N. Sakai, *Z. f. Phys.* **C11** (1981) 153; E. Witten, *Nucl. Phys.* **B188** (1981) 513.
- [3] N. Arkani-Hamed, S. Dimopoulos and G. Dvali, *Phys. Lett.* **B429** (1998) 263 [hep-ph/9803315]; I. Antoniadis, N. Arkani-Hamed, S. Dimopoulos and G. Dvali, *Phys. Lett.* **B436** (1998) 257 [hep-ph/9804398].
- [4] L. Randall and R. Sundrum, *Phys. Rev. Lett.* **83** (1999) 3370 [hep-ph/9905221]; *Phys. Rev. Lett.* **83** (1999) 4690 [hep-th/9906064].
- [5] L. Alvarez-Gaumé and D.Z. Freedman, *Comm. Math. Phys.* **91** (1983) 87; E.R.C. Abraham and P.K. Townsend, *Phys. Lett.* **B291** (1992) 85; *ibid.* **B295** (1992) 225; J.P. Gauntlet, D. Tong and P.K. Townsend, *Phys. Rev.* **D63** (2001) 085001 [hep-th/0007124]; J.P. Gauntlet, R. Portugues, D. Tong and P.K. Townsend, *Phys. Rev.* **D63** (2001) 085002 [hep-th/0008221]; G. Sierra and P.K. Townsend, *Nucl. Phys.* **B233** (1984) 289.
- [6] E. R. C. Abraham and P. K. Townsend, *Nucl. Phys.* **B351** (1991) 313; G. Gibbons and P. K. Townsend, *Phys. Rev. Lett.* **83** (1999) 1727, [hep-th/9905196]; S. M. Carroll, S. Hellerman and M. Trodden, *Phys. Rev.* **D61** (2000) 065001, [hep-th/9905217].
- [7] H. Oda, K. Ito, M. Naganuma and N. Sakai, *Phys. Lett.* **B471** (1999) 148 [hep-th/9910095]; K. Ito, M. Naganuma, H. Oda and N. Sakai, *Nucl. Phys.* **B586** (2000) 231 [hep-th/0004188]; *Nucl. Phys. Proc. Suppl.* 101 (2001) 304 [hep-th/0012182].