

Majorana neutrino masses from neutrinoless double beta decay and cosmology

V. Barger¹ and K. Whisnant²

¹*Department of Physics, University of Wisconsin, Madison, WI 53706, USA*

²*Department of Physics and Astronomy, Iowa State University, Ames, IA 50011, USA*

Abstract

When three Majorana neutrinos describe the solar and atmospheric neutrino data via oscillations, a nonzero measurement of neutrinoless double beta ($0\nu\beta\beta$) decay can determine the sum of neutrino masses $\sum m_\nu$ if the solar solution has small-angle mixing, and place a lower bound on $\sum m_\nu$ for large-angle solar mixing. If in addition a nonzero $\sum m_\nu$ is deduced from cosmology, the neutrino mass spectrum may be uniquely specified for some ranges of neutrino parameters. For $\sum m_\nu > 0.75$ eV, the small-angle solar solution is excluded by the current upper limit on neutrinoless double beta decay. In models with maximal solar mixing the CP phases of the neutrinos may be strongly constrained by stringent upper bounds on $0\nu\beta\beta$ decay.

1. Introduction. Recent results from Super-Kamiokande [1, 2] support neutrino oscillation explanations of the solar [3, 4] and atmospheric [5, 6, 7] neutrino anomalies. Global fits to all the data indicate that neutrino oscillations among three neutrino species are sufficient to describe the solar and atmospheric data [8, 9], and estimates have been obtained for the neutrino mass-squared differences required to explain the data ($\delta m_{atm}^2 \sim 3 \times 10^{-3} \text{ eV}^2$ for atmospheric neutrinos [2] and $\delta m_{sun}^2 \sim 10^{-10}$ [9, 10, 11] or 10^{-5} eV^2 [10] for solar neutrinos). However, neutrino oscillations only put restrictions on the mass-squared differences, and do not constrain the absolute neutrino mass scale; they also do not distinguish whether the smaller mass splitting (the one responsible for solar neutrino oscillations) is between the two largest mass eigenstates or the two smallest. In order to learn about the actual neutrino masses, we must look elsewhere.

Studies of the power spectra of the cosmic microwave background radiation and galaxies can provide information on the sum of the neutrino masses, $\sum m_\nu$ [12, 13, 14]. Another possibility for learning about neutrino masses is neutrinoless double beta ($0\nu\beta\beta$) decay [15], which can occur if massive neutrinos are Majorana (as is nominally expected [16]), in which case lepton number is not conserved. If three Majorana neutrinos are nearly degenerate, a nonzero measurement of neutrino mass coupled with an upper limit on $0\nu\beta\beta$ decay can place strong constraints on the Majorana neutrino mixing matrix [17]. In this Letter, we derive a simple formula that summarizes these constraints, and generalize the argument to include the effects of mass splittings. We find that a nonzero measurement of neutrinoless double beta ($0\nu\beta\beta$) decay would determine the sum of neutrino masses $\sum m_\nu$ if the solar solution has small-angle mixing, and place a lower bound on $\sum m_\nu$ for large-angle solar mixing. For $\sum m_\nu > 0.75 \text{ eV}$, the small-angle solar solution is excluded by the current upper limit on neutrinoless double beta decay. Simultaneous nonzero measurements of $0\nu\beta\beta$ decay and $\sum m_\nu$ may uniquely specify the structure of the neutrino mass eigenstates for some ranges of neutrino mass parameters. Furthermore, in models with maximal solar mixing the CP phases of the neutrinos may be strongly constrained by stringent upper bounds on $0\nu\beta\beta$ decay.

2. Formalism. We assume that there are only three active neutrino flavors with Majorana masses, and that neutrino oscillations account for the solar and atmospheric anomalies, with mass-squared differences $\delta m_{sun}^2 \ll \delta m_{atm}^2$ (our arguments hold for either matter-enhanced [18] or vacuum solar [19] solutions). Assigning the mass eigenvalues $m_1 < m_2 < m_3$, there are two possible mass spectra that can describe the oscillation data (see Fig. 1)

$$\begin{aligned} \delta m_{21}^2 &= \delta m_{sun}^2, & \delta m_{32}^2 &= \delta m_{atm}^2, & \text{Spectrum I,} & (1) \\ \delta m_{21}^2 &= \delta m_{atm}^2, & \delta m_{32}^2 &= \delta m_{sun}^2, & \text{Spectrum II,} & (2) \end{aligned}$$

where $\delta m_{jk}^2 \equiv m_j^2 - m_k^2$. Spectrum I (II) corresponds to the case where the two closely degenerate states responsible for the solar oscillation are the two smallest (largest) mass eigenstates.

The charged-current eigenstates are related to the mass eigenstates by a unitary transformation. In Spectrum I we parametrize this transformation as

$$\begin{pmatrix} \nu_e \\ \nu_\mu \\ \nu_\tau \end{pmatrix} = UV \begin{pmatrix} \nu_1 \\ \nu_2 \\ \nu_3 \end{pmatrix} = \begin{pmatrix} c_1 c_3 & c_1 s_3 & s_1 e^{-i\delta} \\ -c_2 s_3 - s_1 s_2 c_3 e^{i\delta} & c_2 c_3 - s_1 s_2 s_3 e^{i\delta} & c_1 s_2 \\ s_2 s_3 - s_1 c_2 c_3 e^{i\delta} & -s_2 c_3 - s_1 c_2 s_3 e^{i\delta} & c_1 c_2 \end{pmatrix} V \begin{pmatrix} \nu_1 \\ \nu_2 \\ \nu_3 \end{pmatrix}, \quad (3)$$

where $c_j \equiv \cos \theta_j$, $s_j \equiv \sin \theta_j$, and V is the diagonal matrix $(1, e^{i\phi_2}, e^{i(\phi_3+\delta)})$. In Eq. (3), ϕ_2 and ϕ_3 are additional phases for Majorana neutrinos that are not measurable in neutrino oscillations; if CP is conserved, the phases in UV are either 0 or π . Then in atmospheric and long-baseline experiments, the vacuum oscillation probabilities are

$$P(\nu_\alpha \rightarrow \nu_\beta) = 4|U_{\alpha 3}|^2|U_{\beta 3}|^2 \sin^2 \Delta_{atm}, \quad \alpha \neq \beta, \quad (4)$$

where $\Delta_{atm} \equiv 1.27(\delta m_{atm}^2/\text{eV}^2)(L/\text{km})/(E/\text{GeV})$ and terms involving the solar oscillation can be ignored since they have not had time to develop. The solar ν_e vacuum oscillation probability is approximately given by

$$P(\nu_e \rightarrow \nu_e) = 1 - 2s_1^2 c_1^2 - 4c_1^4 s_3^2 c_3^2 \sin^2 \Delta_{sun}, \quad (5)$$

where Δ_{sun} is defined similarly to Δ_{atm} and the oscillations involving Δ_{atm} have averaged: $\sin^2 \Delta_{atm} \rightarrow \frac{1}{2}$. The CHOOZ reactor experiment [20] imposes the constraint

$$s_1 \lesssim 0.23 \quad \text{for } \delta m_{atm}^2 > 2 \times 10^{-3} \text{ eV}^2, \quad (6)$$

but gives no limit for $\delta m_{atm}^2 < 10^{-3} \text{ eV}^2$. The 504-day atmospheric neutrino data imply [9]

$$s_1 < 0.3 \quad \text{for any } \delta m_{atm}^2. \quad (7)$$

Thus in Spectrum I there is very little mixing of ν_e with the heaviest state; because of the small size of s_1^2 , most of the solar ν_e depletion is due to the Δ_{sun} term for either matter-enhanced or vacuum solar neutrino oscillations, and the fitted values for the solar oscillation amplitude are not greatly affected by the particular value of s_1 [8, 9].

For Spectrum II, the oscillation probabilities can be obtained simply by interchanging the roles of m_1 and m_3 . Then if UV is obtained from Eq. (3) by interchange of the first and third columns of UV , fits to oscillation data for Spectrum II will give the same values for the parameters θ_j and ϕ_k as those for I. The limit on s_1 then implies that there is very little mixing of ν_e with the lightest state in II.

In $0\nu\beta\beta$ decay, the decay rate depends on the $\nu_e\text{-}\nu_e$ element of the neutrino mass matrix [15], which is

$$M_{ee} = c_1^2 c_3^2 m_1 + c_1^2 s_3^2 m_2 e^{i\phi_2} + s_1^2 m_3 e^{i\phi_3}, \quad (\text{I}), \quad (8)$$

$$= c_1^2 c_3^2 m_3 + c_1^2 s_3^2 m_2 e^{i\phi_2} + s_1^2 m_1 e^{i\phi_3}, \quad (\text{II}). \quad (9)$$

The form of M_{ee} necessarily implies

$$|M_{ee}| \leq m_3, \quad (10)$$

where m_3 is the largest neutrino mass eigenvalue. The recently improved 90% C.L. upper bound on M_{ee} from $0\nu\beta\beta$ decay experiments is [21]

$$|M_{ee}| < 0.2 \text{ eV}. \quad (11)$$

The GENIUS experiment is anticipated to be sensitive to $|M_{ee}|$ as low as 0.01 eV [22].

Finally, since individual masses are not in general directly measurable, more appropriate variables are the sum of the neutrino masses, $\sum m_\nu$, and neutrino mass-squared differences. For three nearly degenerate neutrinos the sum of neutrino masses is approximately given by

$$\sum m_\nu \simeq 3m_1. \quad (12)$$

A measurement of the cosmological power spectrum from (i) the cosmic microwave background radiation by MAP [23] and PLANCK [24], (ii) red-shift surveys by the Sloan Digital Sky Survey (SDSS) [25] and the Two-Degree Field (2dF) [26], and (iii) the Ly α forest of neutral hydrogen absorption in quasar spectra [14] may be sensitive to $\sum m_\nu$ as low as 0.4 eV [13].

3. Limits on the solar oscillation amplitude when $\sum m_\nu > 0.45$ eV. The neutrino mass eigenstates will be nearly degenerate if the mass eigenvalues

$$m_1 \simeq m_2 \simeq m_3, \quad (13)$$

are large with respect to the mass splittings δm_{jk}^2 . In this event, the mass splitting between the smallest and largest masses is

$$m_3 - m_1 = \frac{\delta m_{31}^2}{(m_3 + m_1)} \simeq \frac{\delta m_{atm}^2}{2m_1} \simeq \frac{0.0035 \text{ eV}^2}{2m_1}. \quad (14)$$

This mass difference is at least an order of magnitude smaller than m_1 for $m_1 > 0.15$ eV, i.e., for $\sum m_\nu > 0.45$ eV. For such small mass splittings the $0\nu\beta\beta$ decay limit in both Spectra I and II can be written

$$\left| c_1^2 c_3^2 + c_1^2 s_3^2 e^{i\phi_2} + s_1^2 e^{i\phi_3} \right| = \frac{|M_{ee}|}{m_1} \leq \frac{|M_{ee}|_{max}}{m_1}. \quad (15)$$

The left-hand side of Eq. (15) may be represented by the sum of three complex vectors whose directions (the phase angles) are unknown but whose lengths are determined by the mixing matrix parameters. A geometric interpretation of the constraint in Eq. (15) is that the longest side minus the sum of the two shorter sides must be less than $|M_{ee}|_{max}/m_1$. Given the current limits on s_1 , one of the two sides $c_1^2 c_3^2$ or $c_1^2 s_3^2$ must be the longest; without loss of generality, we assume $c_3 > s_3$, so that $c_1^2 c_3^2$ is the longest side. This limit is represented diagrammatically in Fig. 2 for both the small-angle and maximal-mixing solar solutions for two different values of m_1 : $m_1 = 0.2$ eV (the current upper limit on $|M_{ee}|$) and $m_1 = 4.4$ eV (the upper limit on m_1 from tritium beta decay measurements [27, 28]).

Algebraically the constraint of Eq. (15) may be written

$$c_1^2 c_3^2 - c_1^2 s_3^2 - s_1^2 \leq \frac{|M_{ee}|_{max}}{m_1}. \quad (16)$$

Then using Eq. (12), the $0\nu\beta\beta$ decay limit becomes

$$s_3^2 \geq \frac{1 - 2s_1^2 - \frac{3|M_{ee}|_{max}}{\sum m_\nu}}{2c_1^2}. \quad (17)$$

This in turn implies that the solar $\nu_e \rightarrow \nu_e$ oscillation amplitude is constrained by

$$A_{sun}^{ee} \equiv 4c_1^4 s_3^2 c_3^2 \geq 1 - \left(\frac{3|M_{ee}|_{max}}{\sum m_\nu} \right)^2 - 2s_1^2 \left(1 + \frac{3|M_{ee}|_{max}}{\sum m_\nu} \right). \quad (18)$$

The same result is obtained with $s_3 > c_3$.

For any value of $\sum m_\nu > 3|M_{ee}|_{max}/(1-2s_1^2)$ there will be a lower limit on the size of A_{sun}^{ee} from Eq. (18); the most conservative limit occurs for the maximum value of s_1^2 . In Fig. 3 we plot the lower limit on A_{sun}^{ee} versus $\sum m_\nu$ for $|M_{ee}|_{max} = 0.2$ eV and the current upper bound of $s_1 = 0.3$. For large $\sum m_\nu$ the lower bound on A_{sun}^{ee} approaches $1 - 2(s_1^2)_{max} \simeq 0.82$.

Given the current upper bound on $|M_{ee}|$ from $0\nu\beta\beta$ decay, Fig. 3 shows that for $\sum m_\nu \geq 0.75$ eV, the small-angle matter-enhanced solar solution is excluded for three nearly degenerate Majorana neutrinos. If the upper bound on s_1 were to become more stringent, the limit in Eq. (18) would be tightened, and the small solar mixing solution would be excluded for $\sum m_\nu$ smaller than 0.75 eV. Vacuum solar solutions, which have $A_{sun}^{ee} = 0.6-1.0$ [9, 10, 11], are allowed.

The $0\nu\beta\beta$ constraint may be understood qualitatively as follows. If there is small mixing of ν_e with two of the mass eigenstates, then there is one dominant U_{ej} , in which case it is impossible to have the three contributions to M_{ee} combine to give a small result for $|M_{ee}|$ if the individual neutrino masses are greater than $|M_{ee}|$; see Fig. 2a. On the other hand, with large-angle solar mixing ν_e is a roughly equal mixture of two eigenstates, and the three contributions to M_{ee} can give a much smaller result. In fact, $M_{ee} = 0$ is always possible if $s_3 = c_3$ (maximal solar mixing); see Fig. 2b. Although a stringent upper bound on $|M_{ee}|$ does not rule out Majorana neutrinos when $s_3 = c_3$, it does put a very tight limit on the Majorana phase angle ϕ_2 . This is illustrated in Fig. 2b, where a very small $|M_{ee}|$ and small s_1^2 imply that the Majorana phase angle ϕ_2 is close to π . Such a value for ϕ_2 is a natural consequence of CP conservation if ν_1 and ν_2 (ν_2 and ν_3) have opposite CP eigenvalues in Spectrum I (II) [29].

4. Constraints on the neutrino mass spectrum for arbitrary $\sum m_\nu$. For $\sum m_\nu < 1$ eV, the small splitting of the neutrino masses indicated by the atmospheric and solar experiments can affect the limit in Eq. (18). Writing Eqs. (8) and (9) in terms of m_1 and δm_{atm}^2 , in the limit that δm_{sun}^2 can be ignored we find

$$M_{ee} = c_1^2 c_3^2 m_1 + c_1^2 s_3^2 m_1 e^{i\phi_2} + s_1^2 \sqrt{m_1^2 + \delta m_{atm}^2} e^{i\phi_3}, \quad (19)$$

$$\sum m_\nu = 2m_1 + \sqrt{m_1^2 + \delta m_{atm}^2}, \quad (20)$$

in Spectrum I, and

$$M_{ee} = c_1^2 c_3^2 \sqrt{m_1^2 + \delta m_{atm}^2} + c_1^2 s_3^2 \sqrt{m_1^2 + \delta m_{atm}^2} e^{i\phi_2} + s_1^2 m_1 e^{i\phi_3}, \quad (21)$$

$$\sum m_\nu = m_1 + 2\sqrt{m_1^2 + \delta m_{atm}^2}, \quad (22)$$

for Spectrum II. Furthermore, the structure of the mass spectrum requires

$$\sum m_\nu > \sqrt{\delta m_{atm}^2}, \quad (\text{I}), \quad (23)$$

$$\sum m_\nu > 2\sqrt{\delta m_{atm}^2}, \quad (\text{II}). \quad (24)$$

(a) *Small-angle solar mixing.* For the small-angle solar solution (which has $2 \times 10^{-3} \leq A_{sun}^{ee} \leq 10^{-2}$ [10] and thus $0.02 \leq s_3 \leq 0.05$), s_3^2 is negligible in Eqs. (19) and (21); then the allowed ranges for $|M_{ee}|$ are

$$\left| c_1^2 m_1 - s_1^2 \sqrt{m_1^2 + \delta m_{atm}^2} \right| \leq |M_{ee}| \leq c_1^2 m_1 + s_1^2 \sqrt{m_1^2 + \delta m_{atm}^2}, \quad (\text{I}), \quad (25)$$

$$c_1^2 \sqrt{m_1^2 + \delta m_{atm}^2} - s_1^2 m_1 \leq |M_{ee}| \leq c_1^2 \sqrt{m_1^2 + \delta m_{atm}^2} + s_1^2 m_1, \quad (\text{II}). \quad (26)$$

The allowed bands for $|M_{ee}|$ are shown in Fig. 4a versus $\sum m_\nu$ (which is related to m_1 via Eqs. (20) and (22)) in Spectra I and II for $\delta m_{atm}^2 = 3.5 \times 10^{-2}$ eV² and $0 \leq s_1 \leq 0.18$ (the CHOOZ constraint for that δm_{atm}^2). Since both s_1^2 and s_3^2 are small in the small-angle solar solution, only one mass eigenstate contributes significantly to M_{ee} and there is nearly a one-to-one correspondence between $|M_{ee}|$ and m_1 (and hence between $|M_{ee}|$ and $\sum m_\nu$):

$$|M_{ee}| \simeq m_1, \quad (\text{I}), \quad (27)$$

$$|M_{ee}| \simeq \sqrt{m_1^2 + \delta m_{atm}^2}, \quad (\text{II}). \quad (28)$$

This relation between $|M_{ee}|$ and m_1 for the small-angle solar solution implies that if a nonzero $|M_{ee}|$ is measured, all of the neutrino masses will be determined for either mass spectra in Fig. 1.

The current limit $|M_{ee}| < 0.2$ eV in Fig. 4a shows that for $\sum m_\nu > 0.75$ eV the small-angle solar solution is ruled out for Majorana neutrinos in both Spectra I and II. Although the range of allowed $|M_{ee}|$ versus $\sum m_\nu$ expands if the presently allowed range of δm_{atm}^2 from the Super-K atmospheric data is used, the qualitative behavior of the allowed regions for Spectra I and II remains the same. Improved limits on s_1 and δm_{atm}^2 will shrink the allowed ranges for the small-angle solar solution. The value of δm_{atm}^2 can be more precisely measured in the K2K [30] and MINOS [31] long-baseline experiments.

It is evident from Fig. 4a that future measurements of $|M_{ee}|$ and $\sum m_\nu$ could rule out the small-angle solar solution for Majorana neutrinos in one or both of the mass spectra possibilities. For example, Spectrum II is ruled out for any $\sum m_\nu$ when $|M_{ee}| < 0.05$ eV, and both spectra are excluded if, e.g., $\sum m_\nu > 0.4$ eV and $|M_{ee}| < 0.1$ eV. Alternatively, nonzero measurements for both $|M_{ee}|$ and $\sum m_\nu$ could distinguish between the two mass spectra.

(b) *Large-angle solar solution.* For the large-angle vacuum or matter-enhanced solar solutions, the allowed range of $|M_{ee}|$ expands considerably. For the vacuum solar solution, the solar oscillation amplitude is large, and may be maximal. Vacuum solutions that allow maximal mixing can never be ruled out simply by lowering the limit on $|M_{ee}|$. However, it may still be possible to distinguish Spectrum I from II.

The largest possible $|M_{ee}|$ occurs when all terms in Eqs. (19) and (21) add in phase, and is given by the upper limits in Eqs. (25) and (26). Then given δm_{atm}^2 and Eqs. (20) and (22),

the largest possible $|M_{ee}|$ can be found for a given $\sum m_\nu$; these results are shown in Fig. 4b for $\delta m_{atm}^2 = 3.5 \times 10^{-3} \text{ eV}^2$. Figure 4b shows that a nonzero measurement on $|M_{ee}|$ implies a lower limit on $\sum m_\nu$; for example, $|M_{ee}| = 0.06 \text{ eV}$ implies that $\sum m_\nu > 0.20(0.12) \text{ eV}$ in Spectrum I (II).

As can be seen in Fig. 4b, there are certain values of $|M_{ee}|$ and $\sum m_\nu$ that are possible only for Spectrum I, and others that are possible only for II. In either of these cases a unique mass spectrum could be selected; this conclusion follows from the fact that $\sum m_\nu$ must always be greater than $2\sqrt{\delta m_{atm}^2}$ in Spectrum II, whereas in I it can be less. Furthermore, since there are two larger masses in II and only one larger mass in I, $|M_{ee}|$ can be larger in II than in I for the same value of δm_{atm}^2 . There is also a large region in Fig. 4b that could be obtained in either I or II, in which case the mass spectra would not be differentiated by the $0\nu\beta\beta$ and $\sum m_\nu$ measurements. The allowed regions for $|M_{ee}|$ expand as δm_{atm}^2 is varied over its presently allowed range, but there is still considerable area unique to each spectrum.

The allowed regions for large solar mixing are obtained without using any information about θ_3 . If $s_3 = c_3$ (which corresponds to maximal solar mixing), then as noted above the lower bound on $|M_{ee}|$ is zero. A precise determination of s_3 could reduce the allowed ranges of $|M_{ee}|$ versus $\sum m_\nu$.

5. Summary. Our main conclusions regarding models with three Majorana neutrinos are as follows:

(i) For the small-angle matter-enhanced solar solutions there is an approximate relation between $|M_{ee}|$ and $\sum m_\nu$, which implies that a nonzero measurement of $|M_{ee}|$ determines $\sum m_\nu$ in these models. If the sum of neutrino masses is determined by cosmological power spectra measurements to be greater than about 0.75 eV, then the small-angle solar solution is ruled out by the current stringent limit on neutrinoless double beta decay. Further improvement of the $0\nu\beta\beta$ decay limit could rule out the small-angle solar solution at even smaller nonzero values of $\sum m_\nu$, or perhaps distinguish between Spectrum I (in which the two lightest mass eigenstates are responsible for the solar oscillation) and Spectrum II (the two heaviest mass eigenstates are responsible for the solar oscillation).

(ii) Large-angle vacuum oscillation scenarios are largely safe from $0\nu\beta\beta$ decay experimental constraints. However, a nonzero measurement of $|M_{ee}|$ places a lower limit on $\sum m_\nu$ in these models. The next generation of experiments measuring $|M_{ee}|$ and $\sum m_\nu$ may be able to distinguish between Spectra I and II, and could perhaps give information on relative CP phases of the neutrino mass eigenstates. In particular, in models with maximal solar mixing, $|M_{ee}|$ substantially below $\sum m_\nu/3$ is only possible when the two neutrino mass eigenstates primarily contributing to M_{ee} have CP phases that differ by about π .

Acknowledgements. This work was supported in part by the U.S. Department of Energy, Division of High Energy Physics, under Grants No. DE-FG02-94ER40817 and No. DE-FG02-95ER40896, and in part by the University of Wisconsin Research Committee with funds granted by the Wisconsin Alumni Research Foundation.

References

- [1] Super-Kamiokande Collaboration, Y. Fukuda *et al.*, Phys. Rev. Lett. **82**, 1810 (1999); Phys. Rev. Lett. **82**, 2430 (1999); M.B. Smy, hep-ex/9903034, talk at *DPF-99*, Los Angeles, California, January 1999; G. Sullivan, talk at Aspen Winter Conference, January, 1999.
- [2] Super-Kamiokande Collaboration, Y. Fukuda *et al.*, Phys. Rev. Lett. **81**, 1562 (1998); Phys. Rev. Lett. **82**, 2644 (1999).
- [3] B.T. Cleveland *et al.*, Nucl. Phys. B (Proc. Suppl.) **38**, 47 (1995); GALLEX collaboration, W. Hampel *et al.*, Phys. Lett. **B 388**, 384 (1996); SAGE collaboration, J.N. Abdurashitov *et al.*, Phys. Rev. Lett. **77**, 4708 (1996); Kamiokande collaboration, Y. Fukuda *et al.*, Phys. Rev. Lett, **77**, 1683 (1996);
- [4] See, e.g., J.N. Bahcall, S. Basu, and M.H. Pinsonneault, Phys. Lett. **B 433**, 1 (1998), and references therein.
- [5] Kamiokande collaboration, K.S. Hirata *et al.*, Phys. Lett. **B 280**, 146 (1992); Y. Fukuda *et al.*, Phys. Lett. **B 335**, 237 (1994); IMB collaboration, R. Becker-Szendy *et al.*, Nucl. Phys. Proc. Suppl. **38 B**, 331 (1995); Soudan-2 collaboration, W.W.M. Allison *et al.*, Phys. Lett. **B 391**, 491 (1997); MACRO collaboration, M. Ambrosio *et al.*, Phys. Lett. **B 434**, 451 (1998).
- [6] G. Barr, T.K. Gaisser, and T. Stanev, Phys. Rev. **D 39**, 3532 (1989); M. Honda, T. Kajita, K. Kasahara, and S. Midorikawa, Phys. Rev. **D 52**, 4985 (1995); V. Agrawal, T.K. Gaisser, P. Lipari, and T. Stanev, Phys. Rev. **D 53**, 1314 (1996); T.K. Gaisser *et al.*, Phys. Rev. **D 54**, 5578 (1996); T.K. Gaisser and T. Stanev, Phys. Rev. **D 57**, 1977 (1998).
- [7] J.G. Learned, S. Pakvasa, and T.J. Weiler, Phys. Lett. **B 207**, 79 (1988); V. Barger and K. Whisnant, Phys. Lett. **B 209**, 365 (1988); K. Hidaka, M. Honda, and S. Midorikawa, Phys. Rev. Lett. **61**, 1537 (1988).
- [8] R. Barbieri, L.J. Hall, D. Smith, A. Strumia, and N. Weiner, hep-ph/9807235.
- [9] V. Barger and K. Whisnant, hep-ph-9812273, to appear in Phys. Rev. D.
- [10] J.N. Bahcall, P.I. Krastev, and A.Yu. Smirnov, Phys. Rev. **D 58**, 096016 (1998).
- [11] V. Barger and K. Whisnant, hep-ph/9903262, to appear in Phys. Lett. B.
- [12] See, e.g., J.R. Primack, Science **280**, 1398 (1998); J.R. Primack and M.A.K. Gross, astro-ph/9810204; E. Gawiser and J. Silk, Science **280**, 1405 (1998).
- [13] D.J. Eisenstein, W. Hu, and M. Tegmark, Phys. Rev. Lett. **80**, 5255 (1998); astro-ph/9807130.

- [14] R.A.C. Croft, W. Hu, and R. Dave, astro-ph/9903335.
- [15] M. Doi *et al.*, Phys. Lett. **B 102**, 323 (1981).
- [16] *The Physics of Massive Neutrinos*, B. Kayser, F. Gibrat-Debu, and F. Perrier (World Scientific, Singapore, 1989); *Massive Neutrinos in Physics and Astrophysics*, R. Mohapatra and P.B. Pal (World Scientific, Singapore, 1991).
- [17] H. Minakata and O. Yasuda, Phys. Rev. **D 56**, 1692 (1997); T. Fukuyama, K. Matsuda, and H. Nishiura, Phys. Rev. **D 57**, 5844 (1998); H. Georgi and S.L. Glashow, hep-ph/9808293; G.C. Branco, M.N. Rebelo, and J.I. Silva-Marcos, Phys. Rev. Lett. **82**, 683 (1999); R. Adhikari and G. Rajasekaran, hep-ph/9812361.
- [18] L. Wolfenstein, Phys. Rev. **D 17**, 2369 (1978); V. Barger, R.J.N. Phillips, and K. Whisnant, Phys. Rev. **D 22**, 2718 (1980); P. Langacker, J.P. Leveille, and J. Sheiman, Phys. Rev. **D 27**, 1228 (1983); S.P. Mikheyev and A. Smirnov, Yad. Fiz. **42**, 1441 (1985); Nuovo Cim. **C 9**, 17 (1986); S.J. Parke, Phys. Rev. Lett. **57**, 1275 (1986); S.J. Parke and T.P. Walker, Phys. Rev. Lett. **57**, 2322 (1986); W.C. Haxton, Phys. Rev. Lett. **57**, 1271 (1986); T.K. Kuo and J. Pantaleone, Rev. Mod. Phys. **61**, 937 (1989).
- [19] V. Barger, R.J.N. Phillips, and K. Whisnant, Phys. Rev. **D 24**, 538 (1981); S.L. Glashow and L.M. Krauss, Phys. Lett. **B 190**, 199 (1987); V. Barger, R.J.N. Phillips, and K. Whisnant, Phys. Rev. Lett. **65**, 3084 (1990); *ibid.* **69**, 3135 (1992); A. Acker, S. Pakvasa, and J. Pantaleone, Phys. Rev. **D 43**, 1754 (1991); P.I. Krastev and S.T. Petcov, Phys. Lett. **B 285**, 85 (1992); Phys. Rev. **D 53**, 1665 (1996); N. Hata and P. Langacker, Phys. Rev. **D 56**, 6107 (1997); S.L. Glashow, P.J. Kernan, and L.M. Krauss, Phys. Lett. **B 445**, 412 (1999).
- [20] CHOOZ collaboration, M. Apollonio *et al.*, Phys. Lett. **B 420**, 397 (1998).
- [21] L. Baudis *et al.*, hep-ex/9902014.
- [22] H.V. Klapdor-Kleingrothaus, J. Hellmig, and M. Hirsch, J. Phys. **G 24**, 483 (1998).
- [23] See, e.g., <http://map.gsfc.nasa.gov>
- [24] See, e.g., <http://astro.estec.esa.nl/SA-general/Projects/Planck>
- [25] See, e.g., <http://www.sdss.org>
- [26] See, e.g., <http://meteor.anu.edu.au/~colless/2dF>
- [27] A.I. Belesev *et al.*, Phys. Lett. **B 350**, 263 (1995); V.M. Lobashev *et al.*, in *Proc. of Neutrino-96*, ed. by K. Enqvist, K. Huitu, and J. Maalampi (World Scientific, Singapore, 1997).
- [28] V. Barger, T.J. Weiler, and K. Whisnant, Phys. Lett. **B 442**, 255 (1998).

- [29] CP phases of Majorana neutrinos are discussed in Ref. [17]; see also L. Wolfenstein, Phys. Lett. **B 107**, 77 (1981); P.B. Pal and L. Wolfenstein, Phys. Rev. **D 25**, 766 (1982); K. Hagiwara and N. Okamura, hep-ph/9811495.
- [30] K2K Collaboration, Y. Oyama, Proc. of the YITP Workshop on Flavor Physics, Kyoto, Japan, 1998, hep-ex/9803014.
- [31] MINOS Collaboration, “Neutrino Oscillation Physics at Fermilab: The NuMI-MINOS Project,” NuMI-L-375, May 1998.

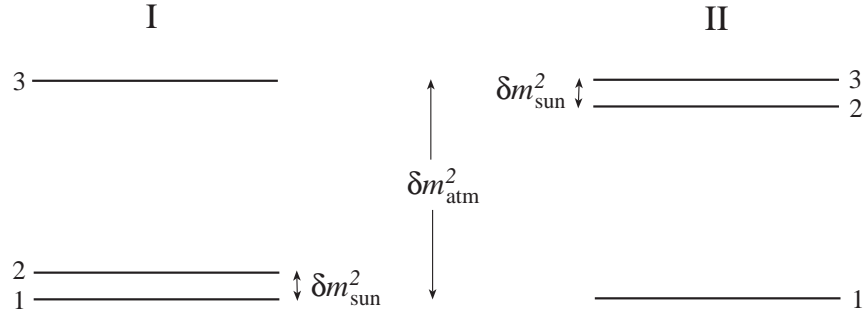


Figure 1: The two possibilities for the three-neutrino mass spectrum.

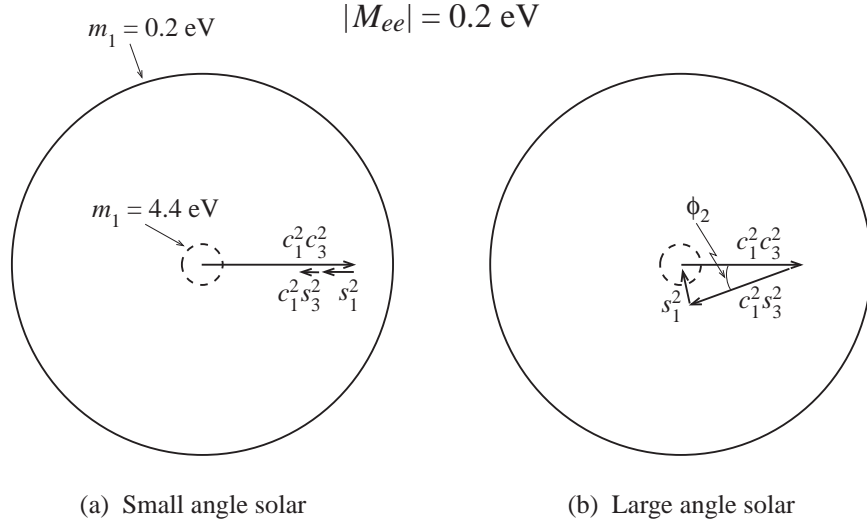


Figure 2: Typical examples of the $|M_{ee}|/m_1$ bound (with $|M_{ee}| < 0.2$ eV) for three nearly degenerate Majorana neutrinos for the (a) small-angle and (b) maximal-mixing solar solutions. The circles are the bounds assuming $m_1 = 0.2$ eV (solid) and 4.4 eV (dashed), where $m_1 = \sum m_\nu/3$. In (a) the bound is satisfied for $m_1 = 0.2$ eV but not for $m_1 = 4.4$ eV; in (b) the bound is satisfied in both m_1 cases for $\phi_2 \approx \pi$.

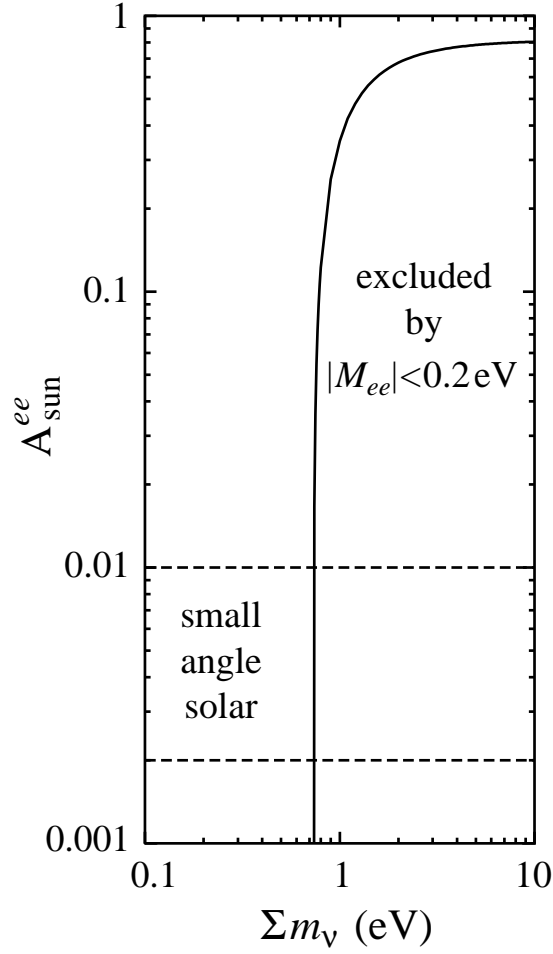


Figure 3: Lower bound on the solar oscillation amplitude A_{sun}^{ee} versus the sum of the neutrino masses Σm_ν based on the current bound from $0\nu\beta\beta$ decay, $|M_{ee}| < 0.2$ eV. Spectra I and II give nearly identical results. The allowed range [10] for A_{sun}^{ee} for the small-angle matter-enhanced solar solution is also shown.

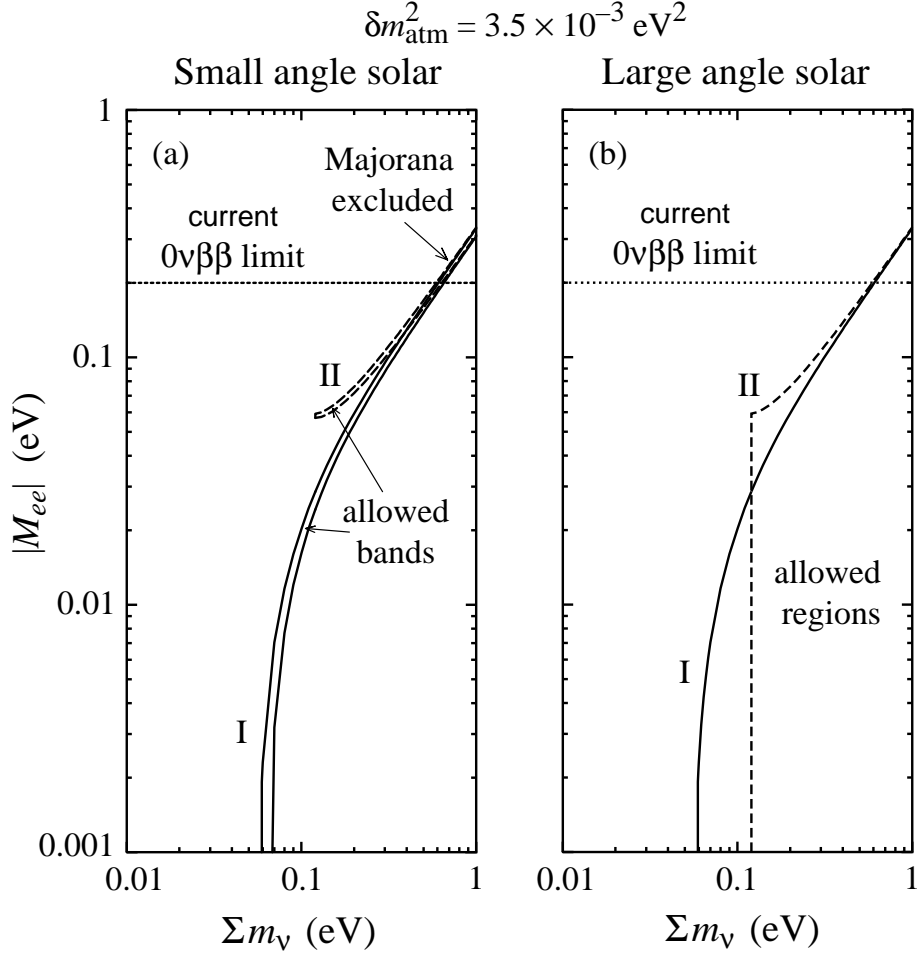


Figure 4: Allowed regions of $|M_{ee}|$ versus the sum of the neutrino masses Σm_ν with $\delta m_{\text{atm}}^2 = 3.5 \times 10^{-3} \text{ eV}^2$ for the (a) small-angle and (b) large-angle solar solutions. The mixing parameter s_1 has been varied over the values $0 \leq \sin \theta_1 \leq 0.18$ allowed by the CHOOZ constraint [20]. Results are shown for Spectra I (solid curves) and II (dashed).