

Semiclassical Approximation for Non-Abelian Field Strength Correlators in the Instanton Dilute Gas Model

E.-M. Ilgenfritz ^{1,3} *, B. V. Martemyanov ², S. V. Molodtsov ²,
M. Müller–Preussker ¹, and Yu. A. Simonov ²

¹ *Institut für Physik, Humboldt–Universität zu Berlin, Germany*

² *Institute of Theoretical and Experimental Physics, Moscow, Russia*

³ *Institute for Theoretical Physics, University of Kanazawa, Japan*

(December 25, 1997)

Field strength correlators are semi-classically evaluated in the dilute gas model of non-Abelian sources (instantons) and compared with lattice data for QCD at zero temperature. We show that one of the Euclidean invariant, tensorial structures vanishes for configurations being purely selfdual or anti-selfdual. We compute the invariant functions contributing to the correlators within the two lowest orders in an instanton density expansion. Fitting instanton size and density for quenched and full QCD, we obtain a reasonable description.

PACS Numbers: 11.15.Ha, 11.15.Kc, 12.38.Gc, 12.38.Lg

*Supported by the Deutsche Forschungsgemeinschaft under grant Mu932/1-4

I. INTRODUCTION

In the last years a systematic description of non-perturbative effects in QCD has been given in terms of the gluon field-strength correlators [1–3]. They are of immediate phenomenological importance in the model of stochastic confinement of color charge, giving a detailed description of the level splitting of heavy and light $\bar{Q}Q$ bound states, and in the description of high-energy hadron and quark-(anti-)quark scattering [4]. By now, there exist numerical results from lattice simulations concerning the fundamental field strength correlators for pure gauge theory with gauge groups $SU(2)$ [5–7] and $SU(3)$ [8–11] over physical distances ranging up to $O(1)$ fm. The correlators have also been calculated near to the deconfinement transition in pure $SU(3)$ gauge theory [9]. Very recently, this study has been extended to full QCD with four flavours of dynamical staggered quarks [10]. In this latter work, an interesting pattern of the quark mass dependence both of the gluon condensate and of the gluonic correlation length has emerged which neatly converges to the quenched results. In the direct computations of the gluonic field strength correlators on the lattice the non-perturbative behaviour has been extracted with a cooling procedure which serves the purpose to erase short-range perturbative fluctuations. Then at various distances d (in lattice step units) gauge field structures are expected to become visible in the correlator if an appropriate number of cooling iterations ($n \propto d^2$ due to the diffusive nature of cooling) is applied. In view of these results it has become very likely that the field correlators have a semiclassical origin and might provide information about the importance and the physical parameters of those classical configurations forming the basis of the semiclassical approximation.

Instantons - solutions of the Euclidean Yang Mills field equations - are well-known examples of semiclassical configurations, which exist both in the continuum and on the lattice. Their contribution to the path integral quantization plays an important role in explaining chiral symmetry breaking and many phenomenological facts (see e.g. [12–18]).

It seems quite in time to compute the field strength correlation functions within a semi-

classical model based on instantons and to point out to what extent the latter are able to describe the results of the lattice measurements mentioned above. In principle, such a comparison should enable us to quantify the importance of the semiclassical modes forming the QCD vacuum or finite-temperature Euclidean fields, respectively, and to provide their relevant physical parameters.

Performing the analysis of field strength correlators with the simplest instanton solutions we will restrict ourselves to the $SU(2)$ case, being aware that the embedding into a larger $SU(N_c)$ gauge group can be easily realized. Therefore, the parameters of instanton densities and sizes we are going to determine from a comparison with lattice data will always refer to the physical $SU(3)$ case. Earlier studies of field strength correlators with instantons can be found in [19,20]. There the results for the single instanton approximation were obtained in terms of two-dimensional integrals. Here we restore the path dependent phase factors not taken into account in these papers. We study also the next order terms in a density expansion. With the numerically evaluated invariant functions, we estimate instanton density and size.

II. THE FIELD STRENGTH CORRELATOR

A. General Statements

The gauge invariant two-point correlators of the non-Abelian field strength are defined as

$$D_{\mu\rho,\nu\sigma}(x_1 - x_2) = \langle 0 | Tr \{ G_{\mu\rho}(x_1) S(x_1, x_2) G_{\nu\sigma}(x_2) S^\dagger(x_1, x_2) \} | 0 \rangle , \quad (1)$$

where $G_{\mu\rho} = T^a G_{\mu\rho}^a$ is the field strength tensor and $S(x_1, x_2)$ is the Schwinger-line phase operator, *i.e.* the parallel transporter necessary to join the field-strength operators at points x_1, x_2 in order to respect gauge invariance. T^a denotes the generators of the gauge group $SU(N_c)$. The most general form of the correlator compatible with Euclidean $O(4)$ invariance at zero temperature is, in the notation of Ref. [1],

$$\begin{aligned}
D_{\mu\rho,\nu\sigma}(x) = & (\delta_{\mu\nu}\delta_{\rho\sigma} - \delta_{\mu\sigma}\delta_{\rho\nu}) \left(D(x^2) + D_1(x^2) \right) + \epsilon_{\mu\rho\nu\sigma} D_2(x^2) + \\
& + (x_\mu x_\nu \delta_{\rho\sigma} - x_\mu x_\sigma \delta_{\rho\nu} + x_\rho x_\sigma \delta_{\mu\nu} - x_\rho x_\nu \delta_{\mu\sigma}) \frac{\partial D_1(x^2)}{\partial x^2},
\end{aligned} \tag{2}$$

with $x = x_1 - x_2$ and $D(x^2)$, $D_1(x^2)$, $D_2(x^2)$ representing invariant functions. The invariant D_2 -term has been added for later use. It is only relevant for cases in which CP symmetry is violated or a restriction to sectors with topological charge $Q_t \neq 0$ is possible.

It has been shown that D_1 does not contribute to the area law of Wilson loops [2,3]. In the perturbative regime both invariant functions D and D_1 behave like $1/x^4$. Only D_1 receives a contribution from one-gluon exchange [1,3]. On very general grounds the perturbative contribution to D (which appears at one loop and higher orders) was recently shown to be cancelled by higher correlator contributions [21]. Here, we shall not discuss the perturbative contributions in more detail. Instead we will concentrate on the contribution from semiclassical configurations.

We consider the correlator of Eq. (1) as an average of the expression in brackets over gauge field configurations with a weight equal to $\exp(-S_E)$ (S_E is the Euclidean action of the gauge field) times the determinant of the fermionic Dirac operator. We are going to compare with lattice simulation data which are taken partly in full QCD, partly within the quenched approximation when the fermionic backreaction on the weight is neglected. In our estimates only density and size of instantons play a role which are - in the case of full QCD - influenced by the effect of the fermionic determinant. The instanton solution of the Euclidean field equations is taken as such in the evaluation of the field strength and of the Schwinger lines. The resulting expressions are then contributing in leading order to the functional average.

At this place let us make a general statement concerning the leading order contribution of pure (anti-)selfdual gauge field configurations to the field strength correlators.

Lemma. Pure (anti-)selfdual field configurations can contribute only to D and D_2 , but do not contribute to D_1 .

In order to prove this we assume that the gauge potential A satisfies the (anti-)selfduality condition on the field strength

$$\tilde{G}_{\alpha\gamma} \equiv \frac{1}{2}\varepsilon_{\alpha\gamma\mu\rho}G_{\mu\rho} = \pm G_{\mu\rho} . \quad (3)$$

Then the duality transformation $\frac{1}{2}\varepsilon_{\alpha\gamma\mu\rho}\frac{1}{2}\varepsilon_{\beta\delta\nu\sigma}$, acting on both field strengths in Eq. (2), provides

$$\begin{aligned} \langle Tr\tilde{G}_{\alpha\gamma}S\tilde{G}_{\beta\delta}S^\dagger \rangle = & \left(D(x^2) + D_1(x^2) + x^2 \frac{\partial D_1(x^2)}{\partial x^2} \right) (\delta_{\alpha\beta}\delta_{\gamma\delta} - \delta_{\alpha\delta}\delta_{\beta\gamma}) + \epsilon_{\alpha\gamma\beta\delta} D_2(x^2) \\ & - (x_\alpha x_\beta \delta_{\gamma\delta} - x_\alpha x_\delta \delta_{\beta\gamma} + x_\gamma x_\delta \delta_{\alpha\beta} - x_\gamma x_\beta \delta_{\alpha\delta}) \frac{\partial D_1(x^2)}{\partial x^2} . \end{aligned} \quad (4)$$

The sign of the third term of the right hand side of Eq. (4) is just opposite to the sign of the corresponding term in Eq. (2). The left-hand sides of (2) and (4) are equal due to (anti-)selfduality. Thus, we get $D_1 = const$. From the requirement that the correlators should vanish as $x^2 \rightarrow \infty$ we arrive with $D_1 \equiv 0$, q.e.d.

Corollary. Consequently, a nonzero D_1 may appear only due to perturbative fluctuations and in higher order of a density expansion for distinct semiclassical contributions (due to the non-linear interference of pairs of (anti-)instantons).

B. Lattice Results

The field-strength correlators (2) have been estimated from lattice two-point functions for pure $SU(2)$ and $SU(3)$ gauge theory at $T = 0$ and $T \neq 0$ as well as for full QCD [5,6,8–10]. After applying the cooling method the non-perturbative contributions to the correlators have been shown to fall off exponentially at distances between 0.1 and 1 fm. Fits to the cooled Monte Carlo data still exhibit a remnant of the perturbative tail $\sim x^{-4}$.

In the following we want to consider the zero temperature case. We will refer to the best fit to pure $SU(3)$ gauge theory data obtained for several bare lattice couplings in [8].

$$D(x^2) = A \exp(-|x|/\lambda_A) + \frac{a}{x^4} \exp(-|x|/\lambda_a) ,$$

(5)

$$D_1(x^2) = B \exp(-|x|/\lambda_A) + \frac{b}{x^4} \exp(-|x|/\lambda_a) ,$$

with

$$\begin{aligned} \frac{A}{\Lambda_L^4} &\approx 3.3 \times 10^8 , & \frac{B}{\Lambda_L^4} &\approx 0.7 \times 10^8 , & a &\approx 0.69 , & b &\approx 0.46 , \\ \lambda_A &\approx \frac{1}{\Lambda_L} \frac{1}{182} , & \lambda_a &\approx \frac{1}{\Lambda_L} \frac{1}{94} . \end{aligned} \quad (6)$$

In physical units, obtained from string tension data this amounts to $\lambda_A \approx 0.22$ fm, $\lambda_a \approx 0.43$ fm. The fit was achieved with a very reasonable $\chi^2/N_{d.f.} \simeq 1.7$.

The results show the invariant function $D_1(x^2)$ to be by a factor $O(5)$ smaller than $D(x^2)$. This indicates that $D(x^2)$ is mostly of non-perturbative nature. For the perturbative contributions alone the opposite relation $D_1 > D$ has been proven to be valid [22].

Within full QCD the same field strength correlators have been measured for $N_f = 4$ flavours of staggered fermions with the Hybrid Monte Carlo (HMC) method [10]. Results were obtained for two quark masses $m_q = 0.01, 0.02$ (in lattice units). Fits with the same ansatz (5) and (6) provided for $m_q = 0.01$

$$\begin{aligned} \frac{A}{\Lambda_F^4} &\approx 1.74 \times 10^{10} , & \frac{B}{\Lambda_F^4} &\approx 0.2 \times 10^{10} , & a &\approx 0.71 , & b &\approx 0.45 , \\ \lambda_A &\approx \frac{1}{\Lambda_F} \frac{1}{544} , & \lambda_a &\approx \frac{1}{\Lambda_F} \frac{1}{42} \end{aligned} \quad (7)$$

with a $\chi^2/N_{d.f.} \simeq 0.5$. Determining the scale parameter Λ_F for full QCD from the estimate of the ρ -meson mass one has $\lambda_A \approx 0.34$ fm, which is somewhat larger than the quenched value quoted above. For the other quark mass value $\lambda_A \approx 0.29$ fm was obtained. We conclude that qualitatively the functions D and D_1 behave similar in all cases considered.

In a recent paper [11] the field strength correlators have been investigated in the presence of a static $q\bar{q}$ pair for quenched QCD (see also [7]). The exponential decay of the form factors D and D_1 has been seen in this case even without cooling. The correlation lengths estimated are compatible with the results mentioned before.

C. Semiclassical Approximation

Next we want to work out the lowest order semiclassical approximation for the field-strength correlator by separating the Gaussian integral over quantum fluctuations on top of a single classical background field from the gauge invariant product of field strengths simply evaluated for that classical field. What then remains are zero-mode integrations over the appropriate set of collective coordinates Γ characterizing the classical field with a density function $\mathcal{M}(\Gamma)$,

$$D_{\mu\rho,\nu\sigma}(x) = \frac{1}{Z} \int d\Gamma \mathcal{M}(\Gamma) \cdot Tr\{G_{\mu\rho}(x_1; \Gamma) S(x_1, x_2; \Gamma) G_{\nu\sigma}(x_2; \Gamma) S^\dagger(x_2; \Gamma)\}, \quad (8)$$

where $G_{\mu\nu}(x; \Gamma)$ is the field strength tensor corresponding to configurations $A_\mu(x, \Gamma)$. To be more specific, we imagine a model of the vacuum state that is semi-classically represented by superpositions of N instantons and \bar{N} antiinstantons [13]

$$A_\mu(x, \Gamma) = \sum_{i=1}^N a_\mu(x; \gamma_i) + \sum_{j=1}^{\bar{N}} \bar{a}_\mu(x; \bar{\gamma}_j). \quad (9)$$

The γ_i ($\bar{\gamma}_j$) denote the collective coordinates of the i -th instanton (j -th antiinstanton), which include the position z_i , the group space orientation ω_i , and the size ρ_i . The integration measure in Eq. (8) is then expressed by

$$d\Gamma = \prod_{i=1}^N d\gamma_i \prod_{j=1}^{\bar{N}} d\bar{\gamma}_j, \quad d\gamma_i = d^4 z_i d\omega_i d\rho_i, \quad d\bar{\gamma}_j = d^4 \bar{z}_j d\bar{\omega}_j d\bar{\rho}_j.$$

For practical use we will consider here only (anti-)instantons of fixed size. This corresponds to the instanton liquid model invented in [15] with a delta like size distribution. In principle, a more realistic ρ -distribution with a selfconsistent exponential infra-red cutoff (allowing to satisfy low-energy theorems) can be obtained from the assumption that (anti-)instantons repel each other at short distances [14,16].

If the instanton liquid or gas is sufficiently dilute we can approximate the functional integral by an expansion in powers of the (anti-)instanton densities $n_4 = N/V$ ($\bar{n}_4 = \bar{N}/V$).

III. FIELD STRENGTH CORRELATOR IN THE ONE-INSTANTON APPROXIMATION

Let us compute next the explicit single-instanton contribution to the field strength correlators (1). The leading term is given by the sum of single instanton (I) and antiinstanton (\bar{I}) contributions

$$\begin{aligned} D_{\mu\rho,\nu\sigma}^{(1)}(x_1, x_2) &= D_{\mu\rho,\nu\sigma}^I + D_{\mu\rho,\nu\sigma}^{\bar{I}} \\ &= n_4 \int d^4z \operatorname{Tr} \left(G_{\mu\rho}(x_1; \gamma) S(x_1, x_2; \gamma) G_{\nu\sigma}(x_2; \gamma) S^\dagger(x_1, x_2; \gamma) \right) + \\ &\quad + (n_4, \gamma \rightarrow \bar{n}_4, \bar{\gamma}) . \end{aligned} \quad (10)$$

The integration over the (global) group orientation is trivial in this case and has been omitted. We emphasize, that the Schwinger line phase operator is a path dependent matrix in the fundamental representation

$$S(x_1, x_2; z) = P \exp \left(i \int_0^1 dt \dot{x}_\mu(t) a_\mu(x(t); z) \right) , \quad (11)$$

where the vector potential $a_\mu = T^a a_\mu^a$, in leading order of an expansions in the density, belongs to the single instanton source localized at z . Together with its adjoint, S^\dagger , S takes care of the parallel transport of the field strength tensor $G_{\mu\rho}$ from one point of the measurement to the other.

We begin with the instanton solution in the so-called regular gauge. Its SU(2) vector potential is expressed with $y = x - z$ as follows

$$a_\mu^a(x; z) = 2 \eta_{a\mu\nu} \frac{y_\nu}{y^2 + \rho^2} , \quad a = 1, 2, 3, \quad (12)$$

$$G_{\mu\nu}^a(x; z) = -4 \eta_{a\mu\nu} \frac{\rho^2}{(y^2 + \rho^2)^2} , \quad \mu, \nu = 1, 2, 3, 4 . \quad (13)$$

The rotational degrees of freedom in the group space have been omitted. The t'Hooft tensor $\eta_{a\mu\nu}$ (and $\bar{\eta}_{a\mu\nu}$ for the antiinstanton) is defined in [12]. The Schwinger line phase factor depends on a particular path between the points of measurement x_1 and x_2 . For a straight line path between x_1 and x_2 , the Schwinger line can be written explicitly

$$S(x_1, x_2; z) = P \exp \left(i \tau^a \eta_{a\mu\nu} \int_0^1 dt \frac{(x_2 - x_1)_\mu y_\nu}{\rho^2 + y^2} \right), \quad (14)$$

where τ_a are the Pauli matrices and $y = x_1 + (x_2 - x_1)t - z$ denotes a point running from x_1 to x_2 relative to the instanton center z . The Schwinger line can be conveniently parametrized with $z_1 = x_1 - z$ and $z_2 = x_2 - z$ as follows

$$S(x_1, x_2; z) = \exp \left(\frac{i}{2} \tau^a n_a \Theta \right). \quad (15)$$

where

$$\Theta = 2 \left(z_1^2 z_2^2 - (z_1 z_2)^2 \right)^{1/2} \Psi, \quad \Psi = \frac{\arctan(\chi_2) - \arctan(\chi_1)}{\left((z_1 - z_2)^2 \rho^2 + z_1^2 z_2^2 - (z_1 z_2)^2 \right)^{1/2}}, \quad (16)$$

and

$$\chi_i = \frac{z_i(z_2 - z_1)}{\left((z_1 - z_2)^2 \rho^2 + z_1^2 z_2^2 - (z_1 z_2)^2 \right)^{1/2}}, \quad i = 1, 2. \quad (17)$$

Here n_a denotes the components of a unit vector in isotopic space,

$$n_a = \eta_{a\mu\nu} \frac{z_{2\mu} z_{1\nu}}{\left(z_1^2 z_2^2 - (z_1 z_2)^2 \right)^{1/2}}. \quad (18)$$

In what follows we shall compare the straight line case (15)–(18) with a special case when the Schwinger (path dependent) phase factor becomes trivial as $S(x_1, x_2; z) = 1$ for all points x_1 and x_2 . This happens if the path connects the points x_1 and x_2 via the instanton center z along the two radial cuts. In this case it is very simple to perform the integration over z in (10). The result can be expressed by the following function of $x/\rho = |x_1 - x_2|/\rho$

$$I_r \left(\frac{x}{\rho} \right) = \int d^4 z \frac{\rho^4}{(z_1^2 + \rho^2)^2 (z_2^2 + \rho^2)^2}. \quad (19)$$

The result of the integration in (10) for an instanton is

$$D_{\mu\rho, \nu\sigma}^I(x) = (\delta_{\mu\nu} \delta_{\rho\sigma} - \delta_{\mu\sigma} \delta_{\rho\nu} + \varepsilon_{\mu\rho\nu\sigma}) 8 n_4 I_r \left(\frac{x}{\rho} \right), \quad (20)$$

where

$$I_r \left(\frac{x}{\rho} \right) = \frac{\pi^2}{2} \frac{\rho^2}{x^2} \left(\frac{x^4}{c} + \left(1 + \frac{x^4}{c} \right) \frac{\rho^2}{\sqrt{c}} \ln \left(1 + \frac{\sqrt{c}}{\rho^2} \frac{\sqrt{c} + x^2}{\sqrt{c} - x^2} \right) - 1 \right) \quad (21)$$

and $c = x^4 + 4\rho^2 x^2$, which coincides with the result obtained in [20]. The asymptotic behaviour of this function is

$$\lim_{x \rightarrow 0} I_r \left(\frac{x}{\rho} \right) \rightarrow \frac{\pi^2}{6} , \quad \lim_{x \rightarrow \infty} I_r \left(\frac{x}{\rho} \right) \rightarrow \frac{4\pi^2 \rho^4}{x^4} \ln \frac{x}{\rho} . \quad (22)$$

The correlator due to an antiinstanton is obtained by the replacement $\eta \rightarrow \bar{\eta}$ which results in

$$D_{\mu\rho,\nu\sigma}^{\bar{I}}(x) = (\delta_{\mu\nu}\delta_{\rho\sigma} - \delta_{\mu\sigma}\delta_{\rho\nu} - \varepsilon_{\mu\rho\nu\sigma}) 8 \bar{n}_4 I_r \left(\frac{x}{\rho} \right) . \quad (23)$$

In the instanton-antiinstanton dilute gas the observed correlator in the lowest order of the density expansion is the sum of (20) and (23). Under the standard assumption that the instanton and antiinstanton scale sizes are equal we obtain for the invariant functions

$$D(x^2) = 8 (n_4 + \bar{n}_4) I_r \left(\frac{x}{\rho} \right) , \quad D_1(x^2) = 0 , \quad D_2(x^2) = 8 (n_4 - \bar{n}_4) I_r \left(\frac{x}{\rho} \right) . \quad (24)$$

The vanishing of the one-instanton contribution to D_1 illustrates the general theorem already made in section II A. Only in the case that the densities n_4 and \bar{n}_4 are different, the ε tensor structure of the field strength correlator is different from zero. In lattice computations one could select gauge field configurations according to their net topological charge $Q_t \neq 0$. Such an ensemble would allow to extract $D_2(x)$. However, this is not the standard case. Therefore, we shall put $n_4 = \bar{n}_4$ in the following.

If the Schwinger line is chosen to connect the points x_1 and x_2 along a straight path some corrections to formula (21) appear. One has to replace in (21) $I_r(x/\rho)$ by $I_{ph}(x/\rho)$ where $I_{ph}(x/\rho) = \frac{I_r(x/\rho) + 2I_1(x/\rho)}{3}$ and

$$I_1 \left(\frac{x}{\rho} \right) = \int d^4 z \cos \Theta \frac{\rho^4}{(z_1^2 + \rho^2)^2 (z_2^2 + \rho^2)^2} , \quad (25)$$

with Θ given in (16). The integral I_1 cannot be evaluated analytically. Results of the numerical integration for the two types of gauge transporters are compared in Fig. 1. The correlator with the straight Schwinger line is roughly 20 % smaller than in the $S = 1$ case. The half width of the correlator is smaller by roughly one third. In the estimation of

the (anti-)instanton density and size below, the numerically calculated correlator with this minimal path Schwinger line has been used.

Considering the so-called singular gauge instanton solution

$$a_\mu^a(x; z) = 2 \bar{\eta}_{a\mu\nu} \frac{y_\nu \rho^2}{y^2 (y^2 + \rho^2)}, \quad a = 1, 2, 3, \quad (26)$$

$$G_{\mu\nu}^a(x; z) = -\frac{8 \rho^2}{(y^2 + \rho^2)^2} \left\{ \frac{1}{2} \bar{\eta}_{a\mu\nu} + \bar{\eta}_{a\nu\kappa} \frac{y_\kappa y_\mu}{y^2} - \bar{\eta}_{a\mu\kappa} \frac{y_\kappa y_\nu}{y^2} \right\}, \quad \mu, \nu = 1, 2, 3, 4, \quad (27)$$

we can also find the field strength correlator explicitly, if the Schwinger line is put equal to $S = 1$. This corresponds to the path connecting points x_1 and x_2 along the two radial rays (starting at instanton center and going through x_1 and x_2 to infinity) closed at infinity by an arc.

The result can be expressed as a function of x/ρ by the replacement $I \rightarrow I_s$ (see lower curve in Fig. 1)

$$I_s \left(\frac{x}{\rho} \right) = \int d^4 z \frac{\rho^4 \left(4 \frac{(z_1 z_2)^2}{z_1^2 z_2^2} - 1 \right)}{(z_1^2 + \rho^2)^2 (z_2^2 + \rho^2)^2} \quad (28)$$

$$I_s \left(\frac{x}{\rho} \right) = \frac{\pi^2}{6} \frac{\rho^2}{x^2} \left\{ -4 \frac{(x^2 + \rho^2)(x^2 + 3\rho^2)}{(x^2 + 4\rho^2)\rho^2} - 2 \frac{x^6}{\rho^6} \ln \frac{x^2}{\rho^2} + 4 \left(1 + \frac{x^2}{\rho^2} \right)^2 \left(\frac{x^2}{\rho^2} - 2 \right) \ln \left(1 + \frac{x^2}{\rho^2} \right) \right. \\ \left. + \left[\left(1 + \frac{x^2}{\rho^2} \right)^2 \frac{x^4}{\rho^4} - 3 \left(1 + \frac{x^2}{\rho^2} \right) \left(1 + 3 \frac{x^2}{\rho^2} \right) - \frac{3x^2}{x^2 + 4\rho^2} \right] \frac{\rho^2}{\sqrt{c}} \ln \frac{\rho^2(\sqrt{c} - x^2)}{(\rho^2 + x^2)\sqrt{c} + x^4 + 3\rho^2 x^2} \right\}.$$

The asymptotic behaviour of this function is

$$\lim_{x \rightarrow 0} I_s \left(\frac{x}{\rho} \right) \rightarrow \frac{\pi^2}{6}, \quad \lim_{x \rightarrow \infty} I_s \left(\frac{x}{\rho} \right) \rightarrow \frac{2 \pi^2 \rho^6}{3 x^6}. \quad (29)$$

Note that in the next to leading order (i.e. quadratic density approximation) only instantons within the singular gauge can be employed to form superpositions according to Eq. (9).

As we see in Fig. 2 the long-distance asymptotics of the field strength correlator evaluated non-perturbatively with single instanton contributions resembles a perturbative contribution and does not show an exponential fall-off. This indicates that only a strongly interacting instanton gas or liquid might mimic the correct infrared behaviour of the theory.

Nevertheless, it is reasonable to ask, whether single instanton contributions can describe reliably the behaviour of the field correlators at intermediate distances, where lattice data are available. Independently of its concrete form the instanton contributions to the correlation functions should be compared only with the non-perturbative part of the lattice result, *i.e.* with the pure exponential terms in Eq. (5).

As already mentioned the lattice data for D_1 are definitely smaller than those for D . Due to the (anti-)selfduality, the tensor structure related to D_1 even strictly vanishes in the leading order of the density expansion in a dilute instanton gas picture. Therefore, the leading instanton result points qualitatively into the right direction.

Comparing with the lattice data of Di Giacomo et al. [8] we can roughly estimate the instanton gas parameters. Fitting the different instanton results for D according to Eq. (24) (with I_r , I_{ph} , I_s) to the first term of D in (5), *i.e.*

$$D^{inst} \approx Ae^{-x/\lambda_A}, \quad D_1^{inst} \approx 0 \quad (30)$$

and denoting by $n_4^t = n_4 + \bar{n}_4$ the total density of pseudo-particles, we obtain, for the different choices of the Schwinger line path, in the range $1 < x/\rho < 5$

quenched QCD	I_r	I_{ph}	I_s
ρ/λ_A	0.78	1.35	2.12
$n_4^t[\text{fm}^{-4}]$	6.19	4.03	2.29
$n_4^t \rho^4$	$5.37 \cdot 10^{-3}$	$3.14 \cdot 10^{-2}$	$1.08 \cdot 10^{-1}$
$\rho[\text{GeV}^{-1}]$	0.86	1.49	2.33
$n_4^t[\text{GeV}^4]$	$9.89 \cdot 10^{-3}$	$6.44 \cdot 10^{-3}$	$3.66 \cdot 10^{-3}$
$G_2 = \frac{g^2}{4\pi^2} \langle (G_{\mu\nu})^2 \rangle [\text{GeV}^4]$	$7.91 \cdot 10^{-2}$	$5.15 \cdot 10^{-2}$	$2.92 \cdot 10^{-2}$

where G_2 is the gluon condensate.

The difference to the value of the gluon condensate $G_2 = 0.14(8) \text{ GeV}^4$ extracted for the quenched theory in Ref. [9], might be explained by the fact that the latter result relies on the

validity of the exponential part of the fit down to $x = 0$, while the single-instanton correlator itself is flat for $x \rightarrow 0$. The instanton size, practically identified with the correlation length, is as usually adopted, $\rho \approx \frac{1}{3}$ fm within the approximations leading to I_{ph} and I_s . The "packing fraction" $n_4^t \rho^4$ almost coincides with the value for the instanton liquid. Yet, the density estimated is bigger compared with the density of 1 fm^{-4} usually adopted in phenomenological applications.

However, the instanton liquid phenomenology makes references only to full QCD with realistic quark masses. Therefore, we give here a fit based on the instanton gas formula to the full QCD lattice data, too, described by expression (5) and parameters (7). We obtain in the range $1 < x/\rho < 5$

full QCD	I_r	I_{ph}	I_s
ρ/λ_A	0.78	1.35	1.95
$n_4^t[\text{fm}^{-4}]$	0.72	0.48	0.36
$n_4^t \rho^4$	$3.56 \cdot 10^{-3}$	$2.13 \cdot 10^{-2}$	$6.96 \cdot 10^{-2}$
$\rho[\text{GeV}^{-1}]$	0.86	1.49	2.15
$n_4^t[\text{GeV}^4]$	$1.15 \cdot 10^{-3}$	$7.67 \cdot 10^{-4}$	$5.75 \cdot 10^{-4}$

Through an estimate based on the Banks-Casher formula (see *e.g.* the recent review by T. Schäfer and E. V. Shuryak [17])

$$\langle \bar{q}q \rangle = -\frac{1}{\pi\rho} \sqrt{\frac{3N_c}{2} n_4} , \quad (31)$$

we obtain the estimate for the quark condensate

full QCD	I_r	I_{ph}	I_s	experiment
$\langle \bar{q}q \rangle [\text{GeV}^3]$	$-2.66 \cdot 10^{-2}$	$-1.26 \cdot 10^{-2}$	$-7.53 \cdot 10^{-3}$	$-1.06 \cdot 10^{-2} \dots -1.66 \cdot 10^{-2}$

We conclude that the nonperturbative tensor structure $D(x^2)$ in the field strength correlator at zero temperature can be roughly described by a semiclassical picture based on

instanton-like non-perturbative field configurations. The extracted parameters are in the expected ballpark. This lends support to the conjecture that (anti-)selfdual configurations are dominantly contributing to the correlator and the gluon condensate.

IV. SECOND ORDER DENSITY CONTRIBUTION

In this section we shall present some estimates of the next order term in a density expansion. We have to consider the field strength for a superposition of solutions a and b , where both a and b can represent an instanton or antiinstanton,

$$G_{\mu\rho}(a, b) = G_{\mu\rho}(a) + G_{\mu\rho}(b) + \Delta G_{\mu\rho}(a, b) , \quad (32)$$

$$\Delta G_{\mu\rho}(a, b) = -i\{[a_\mu, b_\rho] + [b_\mu, a_\rho]\} .$$

We neglect for the purpose of this estimate the Schwinger phase factors which are known to give a 20 % effect in first order in the density approximation. The interference between classical solutions contributes to the second order in the density, and the resulting field strength is neither selfdual nor anti-selfdual. Therefore we expect in this order the leading contributions to D_1 . The functional weight (8) specified for superpositions of Euclidean solutions is approximated by an uncorrelated ansatz in terms of the single-(anti-)instanton density as follows

$$D_{\mu\rho,\nu\sigma}^{(2)}(x_1, x_2) = \frac{1}{2} \sum_{a,b=I\bar{I}} n_4^{(a)} n_4^{(b)} \int d^4 z_1 \int d^4 z_2 \int d\omega_1 \int d\omega_2 \times \quad (33)$$

$$Tr \{G_{\mu\rho}(a(x_1, \gamma_1), b(x_1, \gamma_2)) G_{\nu\sigma}(a(x_2, \gamma_1), b(x_2, \gamma_2))\} .$$

When considering superpositions, one has to take the single (anti-)instanton field configurations a and b in the singular gauge. With the notation $y = x - z$ their vector potential is expressed as follows

$$a_\mu^a(x; z) = \bar{\eta}_{a\mu\nu} y_\nu f(y, \rho) , \quad b_\mu^a(x; z) = \omega_{aa'} \bar{\eta}_{a'\mu\nu} y_\nu f(y, \rho) , \quad f(y, \rho) = \frac{2 \rho^2}{y^2(y^2 + \rho^2)} , \quad (34)$$

where $\omega_{aa'}$ denotes the relative color orientation of the pair (replace $\bar{\eta} \rightarrow \eta$ for antiinstantons).

As was mentioned above, within the approximation linear in n_4 the correlator D_1 is strongly zero. However, the interference between (anti-)instantons generates non-trivial contributions to it. In general, one can easily derive the contributions to the field strength correlators by averaging over the color orientation of the (anti-)instanton a relative to the (anti-)instanton b . Only the $\Delta G_{\mu\rho}(a, b) \Delta G_{\nu\sigma}(a, b)$ contribution is non-zero after taking this average. Introducing the tensorial decomposition of the integral

$$\int d^4y y_\mu(y+x)_\nu f(y, \rho) f(y+x, \rho) = \delta_{\mu\nu} J_1(x, \rho) + x_\mu x_\nu J_2(x, \rho) , \quad (35)$$

in terms of invariant functions J_1 and J_2 , after some minor algebraic manipulations one can obtain the following system of expressions for the second order terms proportional to the number of different pairs in the gas:

$$\begin{aligned} D^{(2)}(x) + D_1^{(2)}(x) &= \frac{N_c}{N_c^2 - 1} \frac{(n_4 + \bar{n}_4)^2}{2} (3J_1(x, \rho) + x^2 J_2(x, \rho))^2 , \\ \frac{\partial D_1^{(2)}(x)}{\partial x^2} &= -\frac{N_c}{N_c^2 - 1} \frac{(n_4 + \bar{n}_4)^2}{2} (3J_1(x, \rho) + x^2 J_2(x, \rho)) J_2(x, \rho). \end{aligned} \quad (36)$$

The integrals J_1 and J_2 can be computed analytically,

$$\begin{aligned} J_1(x, \rho) &= \frac{\pi^2 \rho^2}{6} \frac{\rho^4}{x^4} \left\{ 4 \frac{x^2}{\rho^2} + 2 \frac{x^6}{\rho^6} \ln \frac{x^2}{\rho^2} - 4 \left(1 + \frac{x^2}{\rho^2} \right)^3 \ln \left(1 + \frac{x^2}{\rho^2} \right) \right. \\ &\quad \left. - \frac{c^{3/2}}{\rho^6} \ln \frac{\rho^2(\sqrt{c} - x^2)}{(\rho^2 + x^2)\sqrt{c} + x^4 + 3\rho^2 x^2} \right\} . \end{aligned} \quad (37)$$

$$\begin{aligned} J_2(x, \rho) &= \frac{\pi^2}{3} \frac{\rho^6}{x^6} \left\{ -8 \frac{x^2}{\rho^2} + 2 \frac{x^6}{\rho^6} \ln \frac{x^2}{\rho^2} - 4 \left(1 + \frac{x^2}{\rho^2} \right)^2 \left(\frac{x^2}{\rho^2} - 2 \right) \ln \left(1 + \frac{x^2}{\rho^2} \right) \right. \\ &\quad \left. - \frac{x^2}{\rho^2} \left(\frac{x^2}{\rho^2} - 2 \right) \frac{\sqrt{c}}{\rho^2} \ln \frac{\rho^2(\sqrt{c} - x^2)}{(\rho^2 + x^2)\sqrt{c} + x^4 + 3\rho^2 x^2} \right\} , \end{aligned} \quad (38)$$

where the notation $c = x^4 + 4\rho^2 x^2$ was used again. The asymptotic behaviour of these functions is

$$\lim_{x \rightarrow 0} J_1(x, \rho) \rightarrow \pi^2 \rho^2, \quad \lim_{x \rightarrow \infty} J_1(x, \rho) \rightarrow 2\pi^2 \frac{\rho^4}{x^2}. \quad (39)$$

$$\lim_{x \rightarrow 0} J_2(x, \rho) \rightarrow \frac{2\pi^2}{3} \ln(x^2/\rho^2), \quad \lim_{x \rightarrow \infty} J_2(x, \rho) \rightarrow -4\pi^2 \frac{\rho^4}{x^4}. \quad (40)$$

The solution of the system of equations (36) can be written as

$$\begin{aligned} D^{(2)}(x) &= 9\pi^4 \frac{N_c}{N_c^2 - 1} \frac{(n_4 + \bar{n}_4)^2 \rho^4}{2} I^{(2)}(x/\rho), \\ D_1^{(2)}(x) &= 9\pi^4 \frac{N_c}{N_c^2 - 1} \frac{(n_4 + \bar{n}_4)^2 \rho^4}{2} I_1^{(2)}(x/\rho). \end{aligned} \quad (41)$$

where the functions $I^{(2)}$, $I_1^{(2)}$ have been determined numerically. Their values at zero distance are $I^{(2)}(0) = 0.72$ and $I_1^{(2)}(0) = 0.28$. Taking the first and second order terms in the density expansion into account, Eqs. (21) and (41), one obtains the following form of the correlation functions in the dilute $I\bar{I}$ gas model

$$\begin{aligned} D(x) &= 8(n_4 + \bar{n}_4) I(x/\rho) + 9\pi^4 \frac{N_c}{N_c^2 - 1} \frac{(n_4 + \bar{n}_4)^2 \rho^4}{2} I^{(2)}(x/\rho), \\ D_1(x) &= 9\pi^4 \frac{N_c}{N_c^2 - 1} \frac{(n_4 + \bar{n}_4)^2 \rho^4}{2} I_1^{(2)}(x/\rho), \end{aligned} \quad (42)$$

where $I(x/\rho)$ denotes one of the possible parametrizations of the first order contribution. We stress again that in agreement with the lemma above the violation of (anti-)selfduality, not only in instanton-antiinstanton but also in instanton-instanton and antiinstanton-antiinstanton superpositions, leads to the contributions $\propto (n_4 + \bar{n}_4)^2$. There are exact multiinstanton or multi-antiinstanton solutions, too. They are suppressed by higher action, and the corresponding distribution of the collective coordinates is much less certain in the real vacuum. Fortunately, they cannot give a contribution to D_1 due to their (anti-)selfduality. A comparison between the leading and second order (in density) contributions to D leads to an upper bound for the packing fraction $n_4^t \rho^4 \ll \frac{2^3}{3^3 \pi^2} \frac{N_c^2 - 1}{N_c}$. As long as this holds, the density expansion of the dilute gas approximation should be reliable.

The best fit for $D_1(x)$ corresponds to $n_4^t = 5.04 \text{ fm}^{-4}$, $\rho = 1.67 \lambda_A$ (corresponding to quenched QCD) and $n_4^t = 0.53 \text{ fm}^{-4}$, $\rho = 1.67 \lambda_A$ (full QCD).

The combined fit for both D and D_1 is presented in Fig. 2 for quenched QCD (with I_{ph}) and for full QCD in Fig. 3 (with I_{ph}). One can see that it is still possible to imitate lattice data for D and D_1 . The result of the best fit including the second order correction is the following

quenched QCD	I_r	I_{ph}	I_s
ρ/λ_A	0.8	1.4	2.06
$n_4^t[\text{fm}^{-4}]$	5.99	3.95	2.95
full QCD			
ρ/λ_A	0.78	1.33	1.99
$n_4^t[\text{fm}^{-4}]$	0.72	0.5	0.41

One should note that the shape of I , $I^{(2)}$, $I_1^{(2)}$ as functions of x/ρ depends on the path taken for the Schwinger phase factor and on the profile of individual instantons. In the present paper we have chosen the profile of the exact classical solution (12), while it is expected to be changed due to the interactions between the (anti-)instanton and the vacuum (medium) on the classical and quantum level. Therefore, we can choose a more general instanton potential as [16]

$$a_\mu^a(x) = 2\bar{\eta}_{a\mu\nu} \frac{x_\nu}{x^2} f(x), \quad (43)$$

with a profile function f behaving for large x like $f \sim \exp(-mx)$, with $m^2 = 6\pi^2(n_4 + \bar{n}_4)\rho^2$. This will certainly allow to describe the lattice results in a better way. The numerical estimation of this effect is now in progress.

V. CONCLUSIONS AND DISCUSSION

We have considered the semiclassical approximation for the non-abelian field correlators. The dilute instanton gas model was used. Generically, the correlators for an individual

background configuration had to be evaluated numerically, partly in order to take into account the Schwinger line correctly.

Let us briefly summarize our main results. The comparison of the considered correlators with lattice data at zero temperature [8,10], shows the following. The nonperturbative part of the correlators D and D_1 can be reasonably described by the mixed $I - \bar{I}$ gas (see Fig. 2 and Fig. 3). It was shown analytically that selfdual configurations contribute only to the correlators D and D_2 in the leading order of the density expansion, while D_1 appears only in the second order. This may explain qualitatively the large ratio D/D_1 found in lattice simulations [6,8–10].

The fitted values of the instanton densities turn out to be large in the case of quenched simulations (several instantons per 1 fm^4). To describe this case consistently within the instanton density expansion a medium correction for the instanton profile [16] must be taken into account. In the case of full QCD (with dynamical fermions) the situation is more safe for the naive instanton superposition.

Since D_1 grows quadratically with the density one can plot the ratio D_1/D vs. the physical value of the gluon condensate. This qualitative feature is displayed in Fig. 4 for lattice data from [8,10] and [11] and is in qualitative agreement with the instanton model, which would provide a linear interpolation.

In this paper the effect of the inclusion of parallel transporters (Schwinger lines) into a semiclassical calculation (and the path dependence) has been studied for the first time. It is displayed in Fig. 1 that the effect is of the order of 20% in the region of physical interest.

We did not discuss here the question whether instantons, which yield phenomenologically realistic hadron correlators [18] give a complete description of the QCD vacuum configurations. The point is that the dilute instanton gas model (also in the way we have treated it here) does not confine. Within the vacuum correlator model, the nonzero contribution to the string tension which would be obtained from our correlator D , would be cancelled by higher correlators (see [2] for discussion and more references). Therefore to get realistic vacuum there are at least two possibilities: to modify the instanton model in a way that in-

stantons give only contributions of Gaussian nature (some Gaussian instanton ensemble) or to assume additional contributions, like dyons and antidyons. Work in this second direction is now in progress.

Acknowledgements

The financial support of RFFI, grants 96-02-16303, 96-02-00088G and 97-02-17491, and through the joint RFFI-DFG project 436 RUS 113/309/0 (R) is gratefully acknowledged.

This investigation has begun while one of the authors (S. V. M.) was visiting the Institut für Physik of the Humboldt-Universität zu Berlin. It is a pleasure for him to thank all the staff of the Institute for kind hospitality. B. V. M. thanks the Institut für Physik of the Humboldt-Universität zu Berlin for the hospitality and financial support while this work has been proceeded. E.-M. I. gratefully acknowledges the hospitality of ITEP Moscow and the travel grant offered by the DFG.

-
- [1] H. G. Dosch, Phys. Lett. **B 190**, 177 (1987);
H. G. Dosch and Yu. A. Simonov, Phys. Lett. **B 205**, 339 (1988);
Yu. A. Simonov, Nucl. Phys. **B 324**, 67 (1989).
- [2] Yu. A. Simonov, Usp. Fiz. Nauk **166**, 337 (1996).
- [3] V. I. Shevchenko and Yu. A. Simonov, *e-print archive hep-th/9701026*;
Yad. Fiz., **60**, 1329 (1997); *engl. transl.* Phys. Atom. Nucl. **60**, 1201 (1997).
- [4] O. Nachtmann and A. Reiter, Z. Phys. **C 24**, 283 (1984);
P. V. Landshof and O. Nachtmann, Z. Phys. **C 35**, 405 (1987);
A. Kramer and H. G. Dosch, Phys. Lett. **B 252**, 669 (1990);
H. G. Dosch, E. Ferreira, and A. Kramer, Phys. Rev. **D 50**, 1992 (1994).
- [5] M. Campostrini, A. Di Giacomo, and G. Mussardo, Z. Phys. **C 25**, 173 (1984).

- [6] A. Di Giacomo and H. Panagopoulos, Phys. Lett. **B 285**, 133 (1992).
- [7] L. Del Debbio, A. Di Giacomo, and Yu. A. Simonov, Phys. Lett. **B 332**, 111 (1994).
- [8] A. Di Giacomo, E. Meggiolaro, and H. Panagopoulos, *e-print archive* hep-lat/9603017; hep-lat/9608008; Nucl. Phys. **B Proc. Suppl.** **53**, 343 (1997).
- [9] A. Di Giacomo, E. Meggiolaro, and H. Panagopoulos, *e-print archive* hep-lat/9603018; Nucl. Phys. **B 483**, 371 (1997).
- [10] M. D'Elia, A. Di Giacomo, and E. Meggiolaro, Phys. Lett. **B 408**, 315 (1994).
- [11] G. Bali, N. Brambilla, and A. Vairo, *e-print archive* hep-lat/9709079.
- [12] G.'t Hooft, Phys. Rev. **D 14**, 3432 (1976).
- [13] C. G. Callan, R. Dashen, and D. J. Gross, Phys. Rev. **D 17**, 2717 (1978);
C. G. Callan, R. Dashen, and D. J. Gross, Phys. Lett. **B 66**, 375 (1977).
- [14] E.-M. Ilgenfritz and M. Müller-Preussker, Nucl. Phys. **B 184**, 443 (1981).
- [15] E. V. Shuryak, Nucl. Phys. **B 203**, 93, 116, 140 (1982); *ibid.* **B 328**, 85, 102 (1989).
- [16] D. I. Diakonov and V. Yu. Petrov, Nucl. Phys. **B 245**, 259 (1984);
D. I. Diakonov, V. Yu. Petrov, and P. V. Pobylitsa, Phys. Lett. **B 226**, 471 (1989);
D. I. Diakonov, *e-print archive* hep-ph/9602375.
- [17] T. Schäfer and E. V. Shuryak, *e-print archive* hep-ph/9610451.
- [18] E. V. Shuryak, Rev. Mod. Phys. **65** (1993) 1; M. C. Chu, J. M. Grandy, S. Huang, and J. W. Negele, Phys. Rev. Lett. **70**, 225 (1993); Phys. Rev. **D 49**, 6039 (1994).
- [19] V. N. Baier and Yu. F. Pinelis, Phys. Lett. **B 116**, 179 (1982).
- [20] A. E. Dorokhov, S. V. Esaibegyan, and S. V. Mikhailov, Phys. Rev. **D 56**, 4062 (1997).
- [21] H. G. Dosch, V. I. Shevchenko, and Yu. A. Simonov, *in preparation* .

[22] M. Eidemüller and M. Jamin, *e-print archive* hep-ph/9709419.

FIGURE CAPTIONS:

FIG. 1: The one-instanton contributions $I_{r,ph,s}$ to the correlator D , acc. to Eq. (24), for different paths in the Schwinger line factor S , Eq. (11). The upper solid curve refers to $S = 1$ (I_r), the dashed line to the straight-line path (I_{ph}), and the lower solid line to (anti-)instantons in the singular gauge and to the infinite arc path as explained in the text (I_s).

FIG. 2: The D correlator with the second order corrections according to Eq. (42) taken into account (upper solid line) and the D_1 correlator (lower solid line) fitted to lattice results from quenched QCD simulations [8] (upper and lower dashed line, respectively). The thin line refers to the first order density contribution to D with the straight Schwinger line expression I_{ph} . The evaluated curves correspond to the parameters $n_4^t = 3.95 \text{ fm}^{-4}$, $\rho = 1.4\lambda_A$.

FIG. 3: The D correlator with the second order corrections according to Eq. (42) taken into account (upper solid line) and the D_1 correlator (lower solid line) fitted to lattice results from full QCD simulations [10] (upper and lower dashed line, respectively). The thin line refers to the first order density contribution to D with the straight Schwinger line expression I_{ph} . The evaluated curves correspond to the parameters $n_4^t = 0.5 \text{ fm}^{-4}$, $\rho = 1.33\lambda_A$.

FIG. 4: The ratio D_1/D (at the maximum for zero distance) is shown vs. the gluonic condensate $G_2 = \frac{\alpha_s}{\pi} \langle G^2 \rangle$ extracted from lattice data. Full QCD data obtained with cooling [10] are represented by a triangle and an asterisk, those without cooling [11] by a star. Quenched QCD data obtained with cooling [8] are shown with a square.

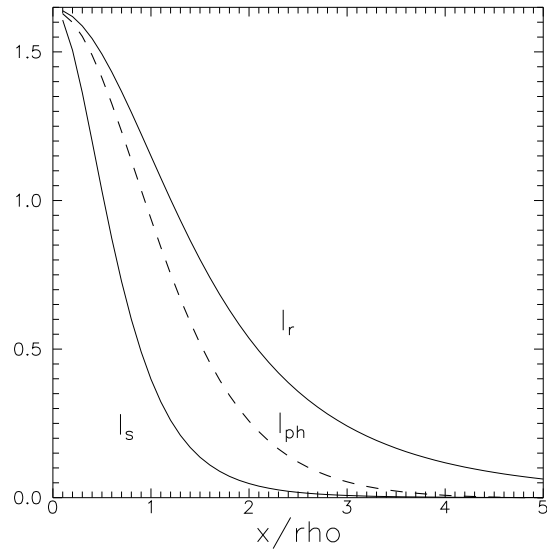


FIG. 1.

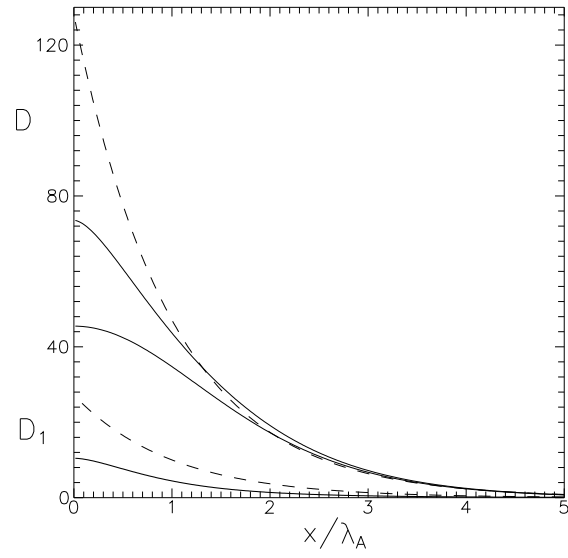


FIG. 2.

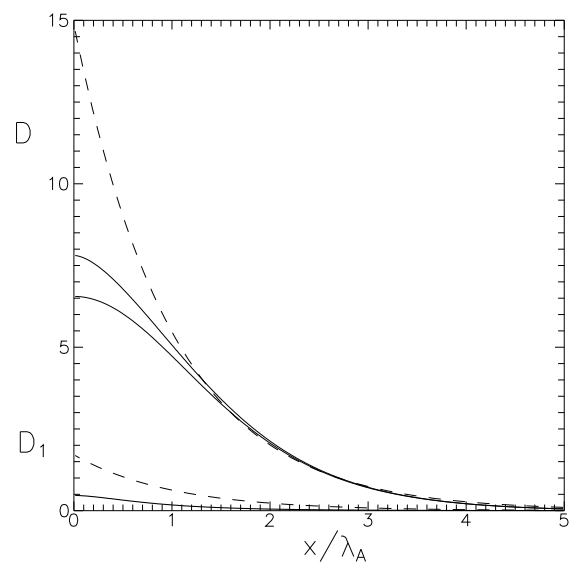


FIG. 3.

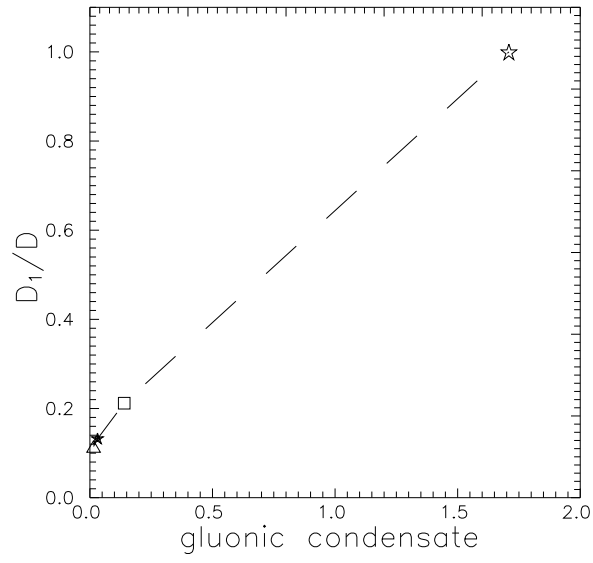


FIG. 4.