

# QCD-Inspired Spectra from Blue's Functions

Maciej A. Nowak<sup>1</sup>, Gábor Papp<sup>2</sup> and Ismail Zahed<sup>3</sup>

<sup>1</sup> *GSI, Plankstr.1, D-64291 Darmstadt & Institut für Kernphysik, TH Darmstadt, Germany & Department of Physics, Jagellonian University, 30-059 Krakow, Poland;*

<sup>2</sup> *GSI, Plankstr. 1, D-64291 Darmstadt, Germany & Institute for Theoretical Physics, Eötvös University, Budapest, Hungary*

<sup>3</sup> *Department of Physics, SUNY, Stony Brook, New York 11794, USA.*

(December 2, 2024)

We use the law of addition in random matrix theory to analyze the spectral distributions of a variety of chiral random matrix models as inspired from QCD whether through symmetries or models. In terms of the Blue's functions recently discussed by Zee, we show that most of the spectral distributions in the macroscopic limit and the quenched approximation, follow algebraically from the discontinuity of a pertinent solution to a cubic (Cardano) or a quartic (Ferrari) equation. We use the end-point equation of the energy spectra in chiral random matrix models to argue for novel phase structures, in which the Dirac density of states plays the role of an order parameter.

**1.** Lattice simulations have established that QCD undergoes a phase transition at finite temperature [1]. The precise nature and character of the transition are still debated. The simulations, however, show that the QCD phase diagram with three flavors is rather involved, with a strong dependence on the value of the current masses.

Important insights into the role played by chiral symmetry may be found in the quark density of states at zero virtuality. Banks and Casher [2] have shown that at this point the density of quark states is directly proportional to the quark condensate in the chiral limit. The spontaneous breaking of chiral symmetry is followed by a structural change in the quark eigenvalues near zero virtuality. It was also observed that some generic spectral oscillations take place in this region [3,4], reminiscent of Airy oscillations [5].

An important question in QCD concerns the structure and character of the Dirac spectrum during a phase transition, as induced by changing the number of flavors, the character of the color representation, the quark masses, the temperature or the baryon density, to cite a few. Since chiral symmetry breaking is encoded in the eigenvalue distribution at zero virtuality, it is clear that a chiral phase transition would affect quantitatively this distribution. Since massive QCD does not have, strictly speaking a good order parameter, it is natural to study the behavior of the spectral density near zero virtuality as a potential alternative. The possible change in the quark wavefunctions at zero virtuality is reminiscent of a phase transition from a delocalized and hence coherent phase, to a localized and hence incoherent phase. The co-

herent phase will be identified with the Goldstone phase in our case.

An efficient way to get the Dirac spectrum has been established through the use of chiral random matrix models [3,6]. Chiral random matrix models are 0-dimensional field theories, inspired by the flavor and spin structure of QCD motivated Dirac operators. They share much in common with "two-level" Nambu-Jona-Lasinio models [7]. By restricting the discussion to only constant modes, the role of symmetry and the lore of randomness become dominant and transparent. Results from random matrix models both in the microscopic [8] and macroscopic [4] limit have compared favorably with some lattice simulations of the QCD spectra [9,10].

The purpose of this letter is to use newly developed methods by Zee [11] regarding the addition laws of random matrix theory, to discuss the generic character of the Dirac spectrum in the macroscopic limit and quenched approximation. For a large class of chiral random matrix models as inspired by QCD and instanton models, we show that the resulting spectra follow simply from the general lore of random plus deterministic. In section 2, we introduce the concept of Blue's functions and review Zee's argument for the deterministic plus random (Gaussian) case. In section 3, we show how the Blue's functions can be used to condition the end-points of the spectral distributions, resulting into quadratic equations for positive end-points (Cardano) or cubic equations for positive end-points (Ferrari). In section 4 we apply these results to the analog of Kalkreuter's hermitean operator [10] for one-flavor and massive QCD, as well as massless multiflavor QCD on the cylinder. The resulting spectra and singularities belong to the Cardano class. Then, we discuss the analog of Kalkreuter's operator for 2+1 flavor QCD, as well as instanton models with off-diagonal order. In this case, the resulting spectra and singularities belong to the Ferrari class. Our conclusions and recommendations are summarized in section 5.

**2.** The spectrum of a single random matrix was determined long ago by Wigner and others [12]. Generically, the averaged level distribution of an  $N \times N$  random matrix  $H$  (Hamiltonian) with a probability distribution

$$P(H) = \frac{1}{Z} \exp[-N \text{Tr} V(H)] \quad (1)$$

follows from the discontinuity of the resolvent

$$\nu(\lambda) = -\frac{1}{\pi} \lim_{\epsilon \rightarrow 0} \text{Im} G(z = \lambda + i\epsilon) \quad (2)$$

with

$$G(z) = \left\langle \frac{1}{N} \text{Tr} \frac{1}{z - H} \right\rangle \quad (3)$$

The average  $\langle \dots \rangle$  is short for averaging with the weight (1). For polynomial potentials the explicit form of (3) is known [13]. In the simplest case of a quadratic polynomial, the random ensemble is known as Gaussian with the Green's function

$$G(z) = \frac{1}{2}(z - i\sqrt{4 - z^2}) \quad (4)$$

The discontinuity of (4) is just Wigner's semi-circle for Gaussian ensembles,

$$\nu(\lambda) = \frac{1}{2\pi} \sqrt{4 - \lambda^2} \quad (5)$$

The problem of adding random matrices can be reduced by using Blue's functions, as recently discussed by Zee [11]. The Blue's function  $B(z)$  is just the functional inverse of the Green's function  $G(z)$ . Operationally

$$B(G(z)) = G(B(z)) = z \quad (6)$$

The Blue's function for a constant matrix  $c$  (random matrix of infinite weight) follows from the corresponding Green's function

$$G(z) = \frac{1}{z - c} \quad (7)$$

through the substitution  $z \rightarrow B(z)$  in (6)

$$B(z) = c + \frac{1}{z} \quad (8)$$

Similarly, the Blue's function for the Gaussian ensemble with the Green's function (4) follows from (6) in the form

$$B(z) = z + \frac{1}{z} \quad (9)$$

If  $B_1(z)$  and  $B_2(z)$  are the Blue's functions of two random matrices, then the Blue's function  $B_{1+2}(z)$  for the sum follows from the addition law [11]

$$B_{1+2}(z) = B_1(z) + B_2(z) - \frac{1}{z} \quad (10)$$

Hence, the problem of finding the spectral distribution of the sum of two random matrices boils down to the following algorithm : First, construct the appropriate Green's functions  $G_1$  and  $G_2$ . Second, find their functional inverses, i.e. Blue's functions  $B_1$  and  $B_2$ . Third, construct  $B_{1+2}$  using (10). Fourth, functionally invert  $B_{1+2}$  using the definition of the Blue's function, leading to  $G_{1+2}$ .

The spectral density of the sum is the discontinuity of  $G_{1+2}$  along the real axis.

To illustrate these points, consider with Zee [11] the case where  $H$  is the sum of a deterministic matrix  $H_D$  with eigenvalues  $\epsilon_i$ , ( $i = 1, \dots, N$ ) and a random Gaussian matrix  $H_R$ . The Green's function for the deterministic matrix  $H_D$  reads

$$G_D(z) = \frac{1}{N} \sum_i \frac{1}{z - \epsilon_i} \quad (11)$$

Through the replacement  $z \rightarrow B(z)$  the Blue's function  $B_D$  is

$$z = \frac{1}{N} \sum_i \frac{1}{B_D(z) - \epsilon_i} \quad (12)$$

The addition rule gives

$$B(z) = B_D(z) + B_R(z) - \frac{1}{z} = B_D(z) + z \quad (13)$$

where the second equality comes after we have used the known form of the Blue's function for the random Gaussian ensemble (9). Substituting  $z \rightarrow G(z)$  in (12) and (13) we get a pair of equations

$$\begin{aligned} G(z) &= \frac{1}{N} \sum_i \frac{1}{B_D(G(z)) - \epsilon_i} \\ z &= B_D(G(z)) + G(z) \end{aligned} \quad (14)$$

from which we eliminate  $B_D(G)^1$  to get

$$G(z) = \frac{1}{N} \sum_i \frac{1}{z - G(z) - \epsilon_i} \quad (15)$$

This result was first established by Pastur [14]. Zee's argument adds to its transparency. We also note that (15) is nothing but the resummed rainbow diagrams [15]. It has the suggestive form of a gap equation

$$G(z) = \frac{1}{N} \text{Tr} \left( \frac{1}{z - G(z) - H_D} \right) \quad (16)$$

familiar from mean-field (large  $N$ ) approaches. In 0-dimensional field theories and for a Gaussian measure, the self-energy reduces to the two-point function. Pastur's equation is a polynomial in  $G$  of degree  $N + 1$ . Algebraic solutions are only available for  $N \leq 3$ . Below we will show that a variety of QCD inspired random matrix models fulfills this restriction, with a chiral condensate in the massless case given by

$$\langle \bar{q}q \rangle = \text{Im} G(z = i\epsilon) \quad (17)$$

---

<sup>1</sup>Note that the explicit form of  $B_D(z)$  is actually not needed.

**3.** The knowledge of the Blue's functions allows for a direct assessment of the structural character of the spectral distribution (energy bands). This is particularly important for systems undergoing a phase change. In general, a given spectrum has a support  $L$  defined by the sequence of branch points  $\pm A_i, i = 1, \dots, p$  with positive real  $A_i$  and  $A_1 > A_2 > \dots > A_p$  consisting of  $p$  arcs,  $[-2A_1, -2A_2], \dots, [2A_2, 2A_1]$  on which the spectrum is non-zero. Since the density of states at the end-point behaves like  $\sqrt{A - \lambda}$ , its location is determined by the condition

$$\left. \frac{dG}{dz} \right|_{z=A} = \infty \quad (18)$$

This condition can be translated into a condition on the Blue's function [11]. Let  $F(z, B(z))$  be Pastur's equation (15) rewritten in terms of the Blue's function, i.e.

$$F(z, B(z)) \equiv \frac{1}{N} \sum_i \frac{1}{B(z) - \epsilon_i - z} - z = 0 \quad (19)$$

Then the conditions determining the end-points of the spectral distribution follow from the simultaneous solutions to

$$\begin{aligned} \frac{dF(z, B(z))}{dz} &= 0 \\ F(z, B(z)) &= 0 \end{aligned} \quad (20)$$

with

$$\left. \frac{dB(z)}{dz} \right|_A = 0 \quad (21)$$

The latter condition is just the end-point condition (18) rewritten in terms of the Blue's function. The set of all end-points  $\pm A_i$  in the spectral distribution comes from solving for  $B$  in the above set of equations (20,21).

When Pastur's equation is cubic in  $G$  (Cardano class), the corresponding Blue's equation (19) is quadratic, and the end-point conditions (20) follow from the solutions to a linear and biquadratic (quartic) equation, resulting into four roots  $\pm A_1, \pm A_2$ . Therefore the spectral distribution consists of two arcs. The condition when  $A_2$  vanishes determines a transition point, with the spectral distribution playing the role of an order parameter. Cardano class consists of two phases  $P_1$  and  $P_2$ , and the spectral distribution is either supported by one arc ( $P_1$ -phase) or two disconnected arcs ( $P_2$ -phase).

When Pastur's equation is quartic in  $G$  (Ferrari class), the corresponding Blue's equation (19) is cubic, and the boundary conditions reduce to the simultaneous solutions of a quadratic and cubic equation, thereby maximally six roots  $\pm A_1, \pm A_2, \pm A_3$ . Therefore the support for the spectral distribution consists of either three, two or one arcs, corresponding to the phases  $P_3, P_2$ , or  $P_1$ . The critical points are determined from the condition that the real positive points  $A_3$  and/or  $A_2$  vanish. We note

that the present analysis can be easily extended numerically to higher degree polynomials, in the absence of the explicit Green's functions. This is particularly important for multiflavor QCD.

**4.** As a direct application of the ideas discussed above, we now consider four different chiral random matrix models as inspired from the symmetries of the QCD Dirac operator and also instanton calculations.

- Lattice with 1 flavor.

Recently, Kalkreuter [10] has performed detailed lattice analysis of the distribution of eigenvalues for the (hermitean) Dirac operator  $\mathbf{Q}_1 = \gamma_5(\not{D} + m)$  using Wilson fermions in the quenched approximation. The multiplication by  $\gamma_5$  implies that  $\mathbf{Q}_1^\dagger = \mathbf{Q}_1$ . Using chiral random matrices, we write

$$\mathbf{Q}_1 = \begin{pmatrix} m & 0 \\ 0 & -m \end{pmatrix} + \begin{pmatrix} 0 & R \\ R^\dagger & 0 \end{pmatrix} \quad (22)$$

All the entries in (22) are  $N \times N$  matrix valued, with  $m$  diagonal<sup>2</sup> and deterministic, and  $R$  random. The off-diagonal character of the random matrix reflects on the chirality of the quarks. In the massless case, the eigenvalues of  $i\not{D}$  come in pairs  $(\pm\lambda)$ . The Green's function of the random matrix in (22) for the Gaussian ensemble is given by (4). The resolvent  $G(z)$  for the deterministic and random problem (22) is one of the solution to the equation [4]

$$G^3 - 2zG^2 + (z^2 - m^2 + 1)G - z = 0 \quad (23)$$

Kalkreuter's lattice spectra for one Wilson fermion belong to the Cardano class. A typical spectral distribution following from (23) is shown in Fig. 1.

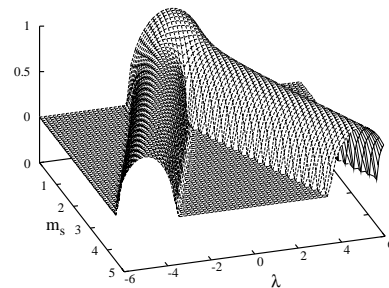


FIG. 1. Spectral distribution for Cardano class as a function of eigenvalue  $\lambda$  and the current mass  $m_s$ .

It yields a structural change (transition from  $P_1$  to  $P_2$ ) for a critical mass  $m_* = 1$ , with a density of states at

<sup>2</sup>For simplicity only one-flavor is considered.

zero virtuality  $\nu(\lambda) \sim \lambda^{1/3}$  [4]. In physical units  $m_* = 1/\Sigma = 100-200$  MeV, which is rather close to the strange quark mass in QCD. The origin of the scale  $\Sigma$  follows from the Banks-Casher relation  $\langle \bar{q}q \rangle = -2\Sigma N/V_4$  (the 2 standing for the number of flavors) [2], where the chiral condensate is  $\langle \bar{q}q \rangle = \langle \bar{u}u + \bar{d}d \rangle$ , where typically  $\langle \bar{u}u \rangle \approx \langle \bar{d}d \rangle = -(200-250) \text{ MeV}^{-3}$ , and the density of quark zero modes is roughly  $n = N/V_4 \sim 1 \text{ fm}^{-4}$ .

- Finite Temperature.

Recently, Jackson and Verbaarschot [16] have suggested a simple chiral random matrix model for the massless QCD Dirac operator  $i\not{D}$  on the cylinder, namely

$$\mathbf{Q}_2 = \begin{pmatrix} 0 & \pi T \\ \pi T & 0 \end{pmatrix} + \begin{pmatrix} 0 & R \\ R^\dagger & 0 \end{pmatrix} \quad (24)$$

where  $\pi T$  is short for one of the two lowest Matsubara frequencies. Again all entries in (24) are  $N \times N$  matrix valued. Although the low temperature phase involves many Matsubara frequencies, (24) may be viewed as a schematic truncation with the right zero and high temperature content [7].

This model belongs to the Cardano class. Indeed, the Green's function for the deterministic (thermal part) could be easily rewritten in a diagonal form by squaring the operator, with the result

$$G_T(z) = \frac{z}{z^2 - (\pi T)^2} \quad (25)$$

Adding the corresponding Blue's function we recover the cubic equation (23) with the substitution  $m \rightarrow \pi T$ . This result is expected from dimensional reduction arguments [17]. At high temperature, and after suitable chiral rotations, each Matsubara mode carries a thermal mass, the lowest being  $\mathbf{m}(T) = \sqrt{m^2 + \pi^2 T^2}$ . The corresponding spectral distribution has been discussed numerically [16], and analytically [18]. The critical temperature is  $T_* = 1/\pi$ . In dimensionfull units it is  $T_* = 30-70$  MeV. Of course, this is rather unreasonable, but so is (24). The addition of more Matsubara modes affects quantitatively  $T_*$  [7].

The critical temperature may also be assessed analytically by analyzing the end-points of the spectrum. Indeed, in the Cardano class the end-points  $\pm A_1, \pm A_2$  for the thermal problem are located at

$$A_1 = \frac{1}{2^{3/2}\pi T} \frac{(4\pi^2 T^2 - 1 + \sqrt{8\pi^2 T^2 + 1})^{3/2}}{\sqrt{8\pi^2 T^2 + 1} - 1}$$

$$A_2 = \frac{1}{2^{3/2}\pi T} \frac{(4\pi^2 T^2 - 1 - \sqrt{8\pi^2 T^2 + 1})^{3/2}}{\sqrt{8\pi^2 T^2 + 1} + 1} \quad (26)$$

The same equations govern the evolution of the end points in the one-flavor case discussed above and in [4], with the identification  $m = \pi T$ , as well as the end-points of the energy bands in the case of spin-dependent scattering off impurities in quantum Hall fluids [11]. The real part of  $A_2$  vanishes at the critical point  $T_* = 1/\pi$ .

- QCD with 2 + 1 flavors.

The issue of chiral symmetry breaking in QCD is particularly interesting for the case of two light (up and down) and one heavy (strange) flavors. On the lattice this is usually difficult to achieve with staggered fermions. It is best approached using Wilson fermions. Consider the case where the up and down quark mass are set to zero but the strange quark mass is kept fixed (2+1 flavors). Now, let us consider with Kalkreuter the spectral distribution for the hermitean Dirac operator  $\mathbf{Q}_3 = \gamma_5(\not{D} + M)$  with  $M = \text{diag}(0, 0, m_s)$  and Wilson fermions. From the above analysis, the corresponding Green's function is a solution to the quartic equation

$$G = \frac{2}{3} \frac{1}{z - G} + \frac{1}{6} \left( \frac{1}{z - G - m_s} + \frac{1}{z - G + m_s} \right) \quad (27)$$

It belongs to the Ferrari class. The roots of (27) are known algebraically, so they can be used to derive explicitly the spectral distribution as shown in Fig. 2. The case of  $N_f - 1$  massless flavors and one massive corresponds to the substitution

$$\frac{2}{3} \rightarrow \frac{N_f - 1}{N_f} \equiv \beta$$

$$\frac{1}{6} \rightarrow \frac{1}{2N_f} \equiv \frac{1 - \beta}{2} \quad (28)$$

in (27). The end-point singularities of (27) are given by

$$A_i = \pm \frac{x_i^2 + x_i(1 - m_s^2) - \beta m_s^2}{\sqrt{x_i}(x_i - m_s^2)} \quad (29)$$

where  $x_i$  ( $i = 1, 2, 3$ ) are the real and positive roots of the cubic equation

$$x^3 - x^2(1 + 2m_s^2) + x m_s^2(m_s^2 + 3\beta - 1) - \beta m_s^4 = 0 \quad (30)$$

For QCD with 2+1 flavors a structural change in the spectral distribution emerges for  $m_* \approx \sqrt{3}$  which in physical units is  $m_s = 170-340$  MeV. In general the behavior of the critical mass versus  $\beta = 1 - 1/N_F$  is shown in Fig. 3. For  $N_F$  large ( $\beta \rightarrow 1$ ), the strange quark mass decouples again (minority), and we are back to the case where all quarks are massless, hence Wigner's semi-circle. For 2+1 flavors, the spectral change occurs away from zero virtuality, at two symmetric (forking) points in Fig. 2. The phase transition from  $P_1$  to  $P_3$  is likely second order, and corresponds to the decoupling of the strange quark from the up and down quarks through localization. Indeed, in the infinite mass limit the strange quark is just a spectator, and chiral symmetry is only realized in the light sector. Schematically, we go from a softly broken  $U(3)_L \times U(3)_R$  phase for  $m_s \leq m_*$  to a purely symmetric  $U(2)_L \times U(2)_R$  phase for  $m_s > m_*$  forking<sup>3</sup>. The decoupled (strange) branch is characterized by a heavy quark symmetry for  $m_s \gg m_*$ .

---

<sup>3</sup>In so far the faith of the  $U_A(1)$  deserves further analysis.

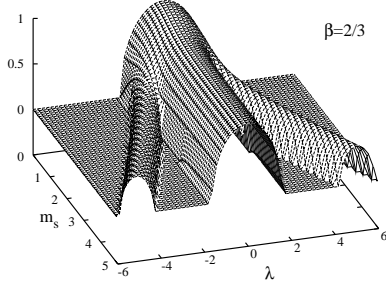


FIG. 2. Spectral distribution for the Ferrari class as a function of the eigenvalue  $\lambda$  and the strange quark mass  $m_s$ .

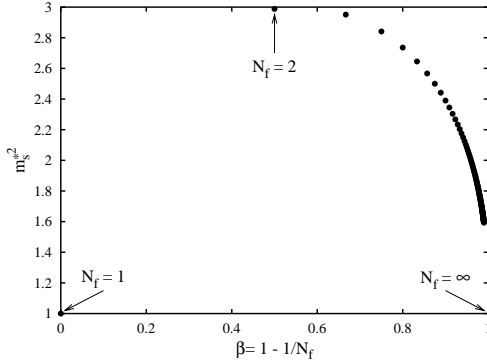


FIG. 3. Behavior of the critical mass squared  $m_*^2$  (in dimensionless units) as a function of  $\beta = 1 - 1/N_f$ .

#### • Instanton Gas-Liquid

In the instanton model of the QCD vacuum, the interaction between the instantons can cause them to cluster or dissociate into a gas, depending on the density of instantons per unit volume. Early simulations using instantons have revealed an admixture of free instantons (gas) and instanton clusters at low instanton density<sup>4</sup>. At a critical density  $n_* \sim 1 \text{ fm}^{-4}$  a random phase (intermediate between liquid and gas) is formed, that breaks spontaneously chiral symmetry [19]. Similar ideas have also been used to mock up the chiral transition in the instanton vacuum at finite temperature, using the Euclidean temporal direction as a mean of polarization [20]. For these problems, the generic structure of the Dirac operator truncated to the space of zero modes is

$$\mathbf{Q}_4 = \begin{pmatrix} 0 & D \\ D & 0 \end{pmatrix} + \begin{pmatrix} 0 & R \\ R^\dagger & 0 \end{pmatrix} \quad (31)$$

The matrix  $D$  carries off-diagonal short (molecule) or medium (cluster) range order. It is  $N \times N$  valued. The

matrix elements of  $D$  in instanton models are identified with the hopping matrix elements between instantons and antiinstantons, hence chirality odd. For simplicity, we will restrict our discussion to the case where  $D$  is diagonal since a molecule only involves one instanton and one anti-instanton at a time. The elements of the matrix  $D$ , however, need not be equal.

Equation (31) is the sum of a deterministic  $D$  and a random  $R$  matrix. The case where  $D = \text{diag}(d, d, \dots, d)$  yields to the Cardano class discussed above. The case where some fraction  $\alpha$  of the elements along the diagonal of  $D$  are zero, and all the others are non-zero and equal to  $d$  yields a Green's function for the molecules of the form

$$G_{mol}(z) = \alpha \frac{1}{z} + (1 - \alpha) \frac{z}{z^2 - d^2} \quad (32)$$

The addition law of the Blue's functions results in a quartic equation analogous to the one encountered for QCD with  $2 + 1$  flavors. The problem is of the Ferrari class. The spectrum follows from the discontinuity of the pertinent (Ferrari) solution to

$$G = \alpha \frac{1}{z - G} + (1 - \alpha) \frac{z - G}{(z - G)^2 - d^2} \quad (33)$$

In the vicinity of zero, (33) reduces to

$$G^4(0) + (1 - d^2)G^2(0) - \alpha d^2 = 0 \quad (34)$$

leading to the condensate (in dimensionless units)

$$|\langle \bar{q}q \rangle| = \frac{\pi}{\sqrt{2}} \sqrt{1 - d^2 + \sqrt{(1 - d^2)^2 + 4\alpha d^2}} \quad (35)$$

This result is similar to the one discussed by Wetzig, Schäfer and Weidenmüller [21] using different arguments<sup>5</sup>.

The critical points of (33) follow from the behavior of the end-points given by (29-30), with the identification  $\alpha = \beta$  and  $d = m_s$ . In terms of the hopping strength  $d$ , the spectral distributions shown in Figs. 4, display novel phase structures as a function of the concentration  $\alpha$ . The upper figure corresponds to the case where  $d$  is greater than the critical value  $d_* = 1$  (in dimensionless units). For  $\alpha = 1$  we are in the totally random phase with Wigner's semi-circle. There are no molecules. This is the  $P_1$  phase. For  $0 < \alpha < 1$  we have cohabitation phases ( $P_3$  case) between a chirally symmetric molecular phase and a spontaneously broken chiral phase with a non-vanishing chiral condensate. For  $\alpha = 0$  all the elements along the diagonal of  $D$  are equal to  $d$ . In this case the spectral function reduces to the Cardano class, see Fig. 1. The off-diagonal short range order through molecules (matrix

<sup>4</sup>We note that this is the same as the density of quark zero modes, because of the Atiyah-Singer index theorem.

<sup>5</sup> The parameter  $\alpha$  used in [21] corresponds to our  $(1 - \alpha)$ .

$D$ ) is able to destroy the long range coherence produced by the random distribution of  $R$  (gas). We are in the  $P_2$  phase. The middle figure shows the spectral distribution for the critical value  $d_* = 1$ . The lower figure shows the case with  $d < d_* = 1$ . In the latter, the spectral distribution is always in the  $P_1$  phase. The off-diagonal short range order is not strong enough to destroy the coherence at zero virtuality. In this regime chiral symmetry is always spontaneously broken.

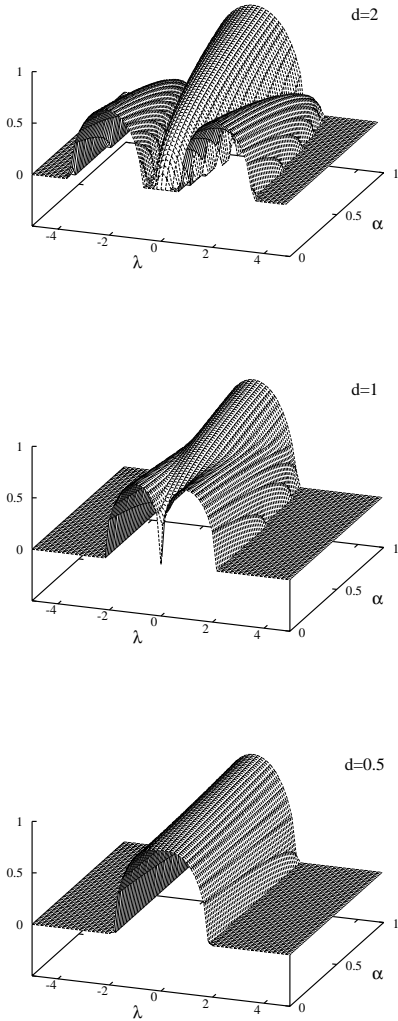


FIG. 4. Spectral distributions as a function of the eigenvalue  $\lambda$ , the concentration  $\alpha$  and the hopping strength  $d = 2 > d_* = 1$  (upper),  $d = d_* = 1$  (middle),  $d = 0.5 < d_* = 1$  (lower).

We note that instanton models with an average instanton density of one instanton per  $\text{fm}^4$ , display spectral distributions that are close to the critical distribution with  $\alpha$  small [19]. The instanton-to-molecule model for the finite temperature transition in QCD [20], corresponds to the situation where  $\alpha$  interpolates between 1 and 0,

discontinuously in the case of a first order transition or smoothly in the case of a second or higher order transition.

**5.** We have shown how the method of Blue's functions can be applied to a large class of chiral random matrix models. In doing so, we have unfolded two algebraic equations that allow a generic classification of these spectra. Kalkreuter's spectral distribution for the hermitean Dirac operator in QCD, as well as the massless Dirac operator in QCD on the cylinder at high temperature (one-Matsubara), have been shown to fall into the Cardano class (cubic equation). The hermitean operator for QCD with 2+1 flavors as well as some inspired versions of the Dirac operator from instanton models with off diagonal short range order have been shown to fall into the Ferrari class (quartic equation). Multiflavor QCD with unequal masses follow from higher order polynomial equations.

In the language of Blue's functions, we have discussed the role played by the end-point singularities and shown how they could be used to assess the critical parameters. We have suggested that the spectral density of states at the merging end-points (zero-virtuality for instance) could be used as a pertinent order parameter for monitoring phase changes in QCD inspired spectra. This is particularly relevant in the massive case, where the quark condensate ceases to be (strictly speaking) a good order parameter. In doing so, we have unraveled a rich phase structure.

The method we have followed in this paper is very powerful and allows for a number of future investigations. In particular, it allows for a simple assessment of the thermal aspects of the QCD phase diagram for 2+1 flavors using chiral random matrix models. Detailed lattice simulations are by now available to allow for a quantitative understanding in terms of the spectral distributions. This issue will be discussed next.

## Acknowledgements

This work was supported in part by the US DOE grant DE-FG-88ER40388, by the Polish Government Project (KBN) grant 2P03B19609 and by the Hungarian Research Foundation OTKA.

- 
- [1] K. Kanaya, "Finite Temperature QCD on the Lattice", Nucl. Phys. **B** (1996).
  - [2] T. Banks and A. Casher, Nucl. Phys. **B169** (1986) 103.
  - [3] J.J.M. Verbaarschot and I. Zahed, Phys. Rev. Lett. **70** (1993) 3852; J.J.M. Verbaarschot, in *Continuous Ad-*

- vanced in *QCD*, Ed. A.V. Smilga, World Scientific (1994); and references therein.
- [4] J. Jurkiewicz, M.A. Nowak and I. Zahed, “Dirac Spectrum in QCD and Quark Masses”, SUNY-NTG-96/3, eprint hep-ph/9603308.
  - [5] E. Brezin, S. Hikami and A. Zee, ”Oscillating density of states near zero energy for matrices made of blocks with possible application to the random flux problem”, eprint cond-mat/9511104.
  - [6] E.V. Shuryak and J.J.M. Verbaarschot, Nucl. Phys. **A560** (1993) 306.
  - [7] M.A. Nowak, M. Rho and I. Zahed, *Chiral Nuclear Dynamics*, World-Scientific (1996), in print; M.A. Nowak and I. Zahed, in preparation.
  - [8] J.J.M. Verbaarschot, Phys. Lett. **B368** (1996) 137.
  - [9] S. Chandrasekharan, Nucl. Phys. (Proc. Suppl.) **B42** (1995) 475.
  - [10] T. Kalkreuter, “Numerical analysis of the spectrum of the Dirac operator in four-dimensional  $SU(2)$  gauge fields”, eprint hep-lat/9511009.
  - [11] A. Zee, “Law of addition in random matrix theory”, eprint cond-mat/9602146.
  - [12] See e.g., C.E. Porter, *Statistical Theories of Spectra: Fluctuations*, Academic Press, New York, 1965; M.L. Mehta, *Random Matrices*, Academic Press, New York, 1991.
  - [13] E. Brézin, C. Itzykson, G. Parisi and J.B. Zuber, Comm. Math. Phys. **59** (1978) 35.
  - [14] L.A. Pastur, Theor. Mat. Phys. (USSR) **10** (1972) 67.
  - [15] E. Brezin and A. Zee, Phys. Rev. **E49** (1994) 2588.
  - [16] A.D. Jackson and J.J.M. Verbaarschot, “A random matrix model for chiral symmetry breaking”, SUNY-NTG-95/26, eprint hep-ph/9509324.
  - [17] T.H. Hansson and I. Zahed, Nucl. Phys. **B374** (1992) 117; G.E. Brown et al., Phys. Rev. **D45** (1992) 3169; T.H. Hansson, M. Sporre and I. Zahed, Nucl. Phys. **B427** (1994) 545.
  - [18] M.A. Stephanov, “Chiral symmetry at finite T, the phase of Polyakov loop and the spectrum of the Dirac operator”, eprint hep-lat/9509324.
  - [19] E.V. Shuryak, Nucl. Phys. **B302** (1988) 599; M.A. Nowak, J.J.M. Verbaarschot and I. Zahed, Nucl. Phys. **B324** (1989) 1.
  - [20] E.M. Ilgenfritz and E.V. Shuryak, Phys. Lett. **B325** (1994) 263; T. Schäfer and E.V. Shuryak, “The interacting instanton liquid in QCD at zero and finite temperature”, eprint hep-ph/9509337.
  - [21] T. Wettig, A. Schäfer and H.A. Weidenmüller, “The chiral phase transition in a random matrix model with molecular correlations”, eprint hep-ph/9510258.