

Chiral condensate thermal evolution at finite baryon chemical potential within Chiral Perturbation Theory

R. García Martín and J. R. Peláez

Departamento de Física Teórica II, Universidad Complutense de Madrid, 28040 Madrid, Spain

We present a model independent study of the chiral condensate evolution in a hadronic gas, in terms of temperature and baryon chemical potential. The meson-meson interactions are described within Chiral Perturbation Theory and the pion-nucleon interaction by means of Heavy Baryon Chiral Perturbation Theory, both at one loop, and nucleon-nucleon interactions can be safely neglected within our hadronic gas domain of validity. Together with the virial expansion, this provides a systematic expansion at low temperatures and chemical potentials, which includes the physical quark masses. This can serve as a guideline for further studies on the lattice. We also obtain estimates of the critical line of temperature and chemical potential where the chiral condensate melts, which systematically lie somewhat higher than recent lattice calculations but are consistent with several hadronic models. We have also estimated uncertainties due to chiral parameters, heavier hadrons and higher orders through unitarized Chiral Perturbation Theory.

PACS numbers: 11.30.Rd, 11.30.Qc, 12.38.Aw, 12.39.Fe, 11.10.Wx

INTRODUCTION

One of the most interesting questions about QCD is its phase diagram, and in particular, the transition from a hadron gas to a quark gluon plasma, and the restoration of chiral symmetry at finite baryon density. On the experimental side, there are several experiments like CERES, KEK, STAR, SPS, LHC and RHIC that probe this transition at different values of temperature and baryon density. On the theoretical side, first principle calculations on the quark gluon phase performed on the lattice have been traditionally hindered by the well known fermion determinant sign problem. The search for alternative approaches to overcome this problem, at least for some values of the chemical potential, have recently bolstered the activity in lattice QCD at finite density (see for example [1, 2, 3, 4] and [5] for a review and further references). However, lattice studies still present some difficulties in the infinite volume extrapolation and most importantly in that they do not use realistic values for the quark and hadron masses, particularly the pions and kaons, which are the lightest mesons and the most abundant at low temperatures.

However, from the hadronic phase it is also possible to obtain model independent predictions by means of Chiral Perturbation Theory (ChPT) [6, 7, 8] which is the low energy Effective Theory of QCD (see [9] for introductions and reviews). Let us recall that the spontaneous chiral symmetry breaking of QCD requires the existence of eight massless Goldstone Bosons that can be identified with the pions, kaons and the eta. Therefore they are the most relevant degrees of freedom at low energies. With these fields, the ChPT Lagrangian is built as the most general derivative expansion, over $4\pi f_\pi \simeq 1.2$ GeV (the symmetry breaking scale), respecting the symmetry constraints of QCD. Hence ChPT is the low energy effective theory of QCD. Actually, there is also an explicit symme-

try breaking due to the small quark masses that give rise to a small mass for the pions, kaons and the eta, which are thus just pseudo Goldstone Bosons. For this reason ChPT is an expansion also in masses which are treated perturbatively. The leading term is fixed once we know the symmetry breaking scale, and the next orders contain a finite number of constants that absorb the infinities generated from loops, rendering the calculations finite order by order. Baryons can also be included in the Lagrangian respecting chiral symmetry but their treatment is more involved due to their large masses. Within Heavy Baryon Chiral Perturbation Theory (HBChPT) [10] this problem is overcome for the meson-baryon interaction by an additional expansion over the baryon mass. Since we are only interested in the quark condensate in a hadronic gas, we will neglect the nucleon nucleon interactions. In particular, this leaves cold nuclear matter outside our domain of applicability. We therefore have a model independent formalism derived from QCD that provides a systematic expansion at low energies and chemical potentials. This approach has proven very successful and works remarkably well within the meson sector, whereas for the meson-baryon sector, the convergence is somewhat slower.

In order to include the thermodynamic effects of the temperature and chemical potential, we will use another model independent approach, namely, the virial expansion [11, 12, 13]. It is a simple and successful technique already applied to describe dilute gases made of interacting pions [14] and other hadrons [12]. In contrast to lattice approaches, it is very straightforward to introduce the baryon chemical potential. For most thermal observables it is enough to know the low energy scattering phase shifts of the particles within the gas, which could be taken from experiment, avoiding any model dependence. However, since we are interested in the quark condensate, defined as a derivative of the pressure with respect to

the quark masses, one needs a model independent theoretical description since it cannot be obtained directly from experiment. Thus, in this work we extend to finite baryon chemical potential, μ_B , the model independent approach that combines the virial expansion and ChPT, a method already applied at $\mu_B = 0$ in [14, 15, 16].

For the condensate, it is therefore particularly important to note that we are using the physical hadron masses in all our calculations. Let us also remark that the expansion that relates hadron masses to quark masses, particularly for pions, shows some of the best convergence properties in ChPT, much better than the energy expansion itself. We therefore hope that our results at low energy and chemical potential could serve as a guideline for a correct inclusion of mass effects in further studies, for instance, on the lattice, at least in the isospin limit.

The plan of the work is as follows. In the next section we introduce in detail the virial formalism and make a rough estimation, using the free gas, of its applicability bounds in the temperature-chemical potential plane. With a brief introduction to ChPT and the hadron mass dependence on quark masses, we incorporate the interactions, which we do in two different scenarios. A pure SU(2) gas of pions and nucleons, where we include systematically contributions up to a given order, and a more realistic gas including kaons, etas and heavier hadrons, where we neglect certain contributions due to the Boltzmann suppression. We will show the size of the different terms paying particular attention to the pion-nucleon interaction, and we will provide phenomenological parametrizations of the condensate melting temperature. In addition we will estimate by extrapolation the melting line in the temperature-chemical potential plane. Finally, we will calculate our uncertainties due to the imperfect knowledge of chiral parameters and of the high energy behavior. The latter will be done by using unitarized chiral amplitudes. We will conclude with a summary and discussion of our results.

THE VIRIAL EXPANSION

The thermodynamics of a system of hadrons is encoded in the grand canonical potential density $z = \epsilon_0 - P$, where we have explicitly ϵ_0 , which is due to the existence of a vacuum expectation value even at $T = 0$, and P stands for the pressure [14, 27]. In our case we are interested in a multicomponent relativistic gas made of pions, kaons, etas and nucleons. Later on we will introduce heavier hadrons. In addition, we will assume that only the strong interactions are relevant and that the baryon density, defined as $n_B - n_{\bar{B}}$ is conserved. For that reason, the pressure will depend on the temperature T and a baryon chemical potential μ_B . Note that the non-strange quark chemical potential $\mu_q = \mu_B/3$ is also frequently used in the literature. The relativistic virial

expansion [11, 12, 13] reads

$$\beta P = \sum_i \left(B_i^{(1)} \xi_i + B_i^{(2)} \xi_i^2 + \sum_{j \geq i} B_{ij}^{int} \xi_i \xi_j + \dots \right), \quad (1)$$

where $\xi_i = \exp[\beta(\mu_i - M_i)]$, $\beta = 1/T$, M_i is the mass of the i species and $\mu_i = 0, \pm\mu_B$ for mesons, baryons (antibaryons), respectively. The coefficients

$$B_i^{(n)} = \frac{g_i \eta_i^{n+1}}{2\pi^2} \int_0^\infty dp p^2 e^{-n\beta(\sqrt{p^2 + M_i^2} - M_i)} \quad , \quad (2)$$

correspond simply to the virial expansion of the pressure for a free gas

$$\beta P_{free} = - \sum_i \frac{g_i \eta_i}{2\pi^2} \int_0^\infty dp p^2 \log \left[1 - \eta_i e^{-\beta(\sqrt{p^2 + M_i^2} - \mu_i)} \right], \quad (3)$$

where $\eta_i = 1$ for bosons and $\eta_i = -1$ for fermions. The interactions appear in the virial expansion through the S -matrix [13, 14]. For the meson-meson and pion-nucleon interactions relevant for this work, this can be recast in terms of the elastic scattering phase shifts, thus we can write:

$$B_{ij}^{int} = \frac{e^{\beta(M_i + M_j)}}{2\pi^3} \int_{M_i + M_j}^\infty dE E^2 K_1(\beta E) \Delta^{ij}(E), \quad (4)$$

where $K_1(x)$ is the first modified Bessel function of the second kind and:

$$\Delta^{ij} = \sum_{I,J,S} (2I+1)(2J+1) \delta_{IJS}^{ij}(E), \quad (5)$$

δ_{IJS}^{ij} being the $ij \rightarrow ij$ phase shifts (defined so that $\delta = 0$ at threshold) of the elastic scattering of a state ij with well defined isospin, total angular momentum and strangeness I, J, S . For the nucleon-nucleon interaction, using the S -matrix representation could be more convenient than the phase shifts, but here we are only interested in a sufficiently diluted hadron gas, so that we can neglect NN , and the above formalism is enough for our purposes. Thus, in this work we will use the virial expansion together with ChPT phase shifts, extending previous works to include a non-vanishing baryon chemical potential in a hadron gas. We will study the validity of this approach in a section below.

Let us now recall that the quark masses appear in the Lagrangian as $m_q \bar{q}q$, therefore the non-strange quark condensate is given by [14]:

$$\langle \bar{q}q \rangle_{T, \mu_B} = \frac{\partial z}{\partial \hat{m}} = \langle 0 | \bar{q}q | 0 \rangle - \frac{\partial P}{\partial \hat{m}}. \quad (6)$$

Note that we are working in the isospin limit, using a common mass $\hat{m} = (m_u + m_d)/2$ both for the u and d quarks, and $\langle 0 | \bar{q}q | 0 \rangle \equiv \langle 0 | \bar{u}u + \bar{d}d | 0 \rangle$. The $\langle 0 | \bar{s}s | 0 \rangle$ condensate, which is smaller, and whose thermal evolution is slower than the non strange one [16] could also be studied with similar methods, but this lies beyond our present scope.

	ChPT	IAM
$L_1^r(M_\rho)$	0.4 ± 0.3	0.561 ± 0.008
$L_2^r(M_\rho)$	1.35 ± 0.3	1.21 ± 0.001
L_3	-3.5 ± 1.1	-2.79 ± 0.02
$L_4^r(M_\rho)$	-0.3 ± 0.5	-0.36 ± 0.02
$L_5^r(M_\rho)$	1.4 ± 0.5	1.4 ± 0.02
$L_6^r(M_\rho)$	-0.2 ± 0.3	0.07 ± 0.03
L_7	-0.4 ± 0.2	-0.44 ± 0.003
$L_8^r(M_\rho)$	0.9 ± 0.3	0.78 ± 0.02
$H_2^r(M_\rho)$	-3.4 ± 1.1	-3.4 ± 1.1

TABLE I: One loop ChPT low energy constants used for our calculations. Those in the ChPT column are taken from [17] and [7], whereas those in the IAM column are taken from [18]. $H_2^r(M_\rho)$ is taken from [19] for both cases.

CHIRAL PERTURBATION THEORY

Let us then briefly explain our use of Chiral Perturbation Theory (ChPT) and fix some notation, starting from the purely mesonic sector. Since the ChPT Lagrangian is built as the most general derivative and mass expansion [6, 7, 8, 9], the meson-meson interaction amplitudes are obtained as a series in even powers of momenta and masses, both denoted generically p^2 . The leading order starts at $O(p^2)$ and is universal, only depending on one scale F , which at leading order can be identified with the pion decay constant f_π . At next to leading order (NLO) the amplitudes contain one-loop diagrams with $O(p^2)$ vertices plus the tree level contributions from the $O(p^4)$ Lagrangian. Indeed, all one-loop calculations can be renormalized in terms of a set of $O(p^4)$ parameters, $L_k(\mu)$ and $H_k(\mu)$, μ being the renormalization scale, which can be determined from a few experiments, or in the case of H_2^r , from the Resonance Saturation Hypothesis [19], and used for further predictions at low temperatures. In Table I we list the values of these parameters that we will use for the amplitudes in this work.

Within ChPT, partial waves t_{IJS} are obtained as an expansion in even powers of momenta and masses. Dropping for simplicity the IJS indices, we find $t(s) = t_2(s) + t_4(s) + \dots$, where $t_n(s) = O(p^n)$. Since we need elastic amplitudes for the virial expansion, the phase shift $\delta_{IJS}(s)$ is simply the complex phase of its corresponding partial wave. In principle, the ChPT series is only valid at low energies compared with $4\pi f_\pi \simeq 1$ GeV, although in practice it is limited to momenta of the order of 200-300 MeV above threshold. For this reason we cannot apply our expansions for temperatures beyond that range. We will study the applicability of our approach with more detail in the next section.

Baryons have a mass of the order of the chiral expansion scale $4\pi f_\pi$, but they can also be included as degrees of freedom in a chiral effective Lagrangian if they are treated as heavy particles in a covariant framework called

	HBChPT	HBChPT + IAM
a_1	-2.60 ± 0.03	-1.36 ± 0.02
a_2	1.40 ± 0.05	0.438 ± 0.015
a_3	-1.00 ± 0.06	-0.70 ± 0.04
a_5	3.30 ± 0.05	1.29 ± 0.04
$\tilde{b}_1 + \tilde{b}_2$	2.40 ± 0.3	3.06 ± 0.3
\tilde{b}_3	-2.8 ± 0.6	-0.41 ± 0.27
\tilde{b}_6	1.4 ± 0.3	-1.5 ± 0.2
$b_{16} - b_{15}$	6.1 ± 0.6	7.4 ± 0.5
b_{19}	-2.4 ± 0.4	-3.7 ± 0.2

TABLE II: Low energy constants for $O(p^3)$ HBChPT used in our calculations, for the non unitarized and unitarized cases. Taken from [20].

Heavy Baryon Chiral Perturbation Theory (HBChPT) [10]. In this case, the series is organized in terms of order $N = 1, 2, 3, \dots$ that contain powers of $p^N / (F^{2l} M_N^{N+1-2l})$, where $l = 1, \dots, (N+1)/2$. Once again, the divergences at each order are absorbed in a set of parameters, which in the notation of [21] are called a 's at $O(p^2)$ and b 's at $O(p^3)$. We provide in Table II the values we have used, but we want to remark that these parameters are strongly correlated and other sets can be found in [22].

The HBChPT framework is specially well suited for our approach, not only since πN scattering has been calculated to one loop, but also because it has been unitarized [20, 23] describing the $\Delta(1232)$ resonance correctly, which will be of use for the last section. In particular, we will use the third order calculation [21, 22]. Note that there is a fourth order calculation available [24], that has also been unitarized [20, 23], but it introduces many more chiral parameters (up to 18 parameters in total) with very large uncertainties, and just an slight improvement over the third order results. Let us also remark that the second order coefficients, which are called a_i in the formalism of [21] that we follow here, can be translated to other coefficients often used in the literature, called c_i , which are not dimensionless. The values listed in the HBChPT column in Table II correspond to:

$$\begin{aligned} c_1 &= -1.06 \pm 0.06 & c_2 &= 3.4 \pm 0.5 \\ c_3 &= -5.74 \pm 0.15 & c_4 &= 3.7 \pm 0.2, \end{aligned} \quad (7)$$

in GeV^{-1} units. These are perfectly compatible with the recent values given in [26]

$$\begin{aligned} c_1 &= -0.9_{-0.2}^{+0.5} & c_2 &= 3.3 \pm 0.2 \\ c_3 &= -4.7_{-1.0}^{+1.2} & c_4 &= 3.5_{-0.2}^{+0.5}. \end{aligned} \quad (8)$$

The corresponding values used for Unitarized HBChPT in the last section are:

$$\begin{aligned} c_1 &= -0.75 \pm 0.02 & c_2 &= 1.4 \pm 0.5 \\ c_3 &= -3.1 \pm 0.3 & c_4 &= 1.5 \pm 0.2. \end{aligned} \quad (9)$$

As the last point concerning ChPT, and as we advanced in the introduction, the chiral condensate virial calculation requires the knowledge of the quark mass dependence. Within ChPT, since we deal with hadrons, we actually recast Eq.(6) as follows [14]

$$\langle \bar{q}q \rangle = \langle 0 | \bar{q}q | 0 \rangle - \sum_h \frac{\partial M_h}{\partial \hat{m}} \frac{\partial P}{\partial M_h} \quad (10)$$

$$= \langle 0 | \bar{q}q | 0 \rangle \left(1 + \sum_h \frac{c_h}{2M_h F^2} \frac{\partial P}{\partial M_h} \right) \quad (11)$$

where, for further convenience we have introduced the constant F , which is the pion decay constant in the chiral limit, and we have defined the coefficients

$$c_h = -F^2 \frac{\partial M_h^2}{\partial \hat{m}} \langle 0 | \bar{q}q | 0 \rangle^{-1}, \quad (12)$$

that encode the hadron mass dependence on the quark mass. The c_π coefficient in SU(2) ChPT was calculated in [14]. Here we will use the SU(3) ChPT expressions at $O(M_\pi^4)$ which, for $h = \pi, K, \eta$ can be read in [16]. Numerically they amount to

$$c_\pi = 0.9_{-0.4}^{+0.2}, \quad c_K = 0.5_{-0.7}^{+0.4}, \quad c_\eta = 0.4_{-0.7}^{+0.5}, \quad (13)$$

Using the $O(M_\pi^4)$ calculation of the nucleon mass within HBChPT [22, 25] we find

$$c_N = 3.6_{-1.9}^{+1.5}, \quad (14)$$

where we have used the recent values [26] for the HBChPT parameters in Eq.(8). This corresponds to a nucleon sigma term:

$$\sigma_{\pi N} = 40_{-21}^{+17} \text{ MeV} \quad (15)$$

where the uncertainties are estimated assuming uncorrelated errors and provide a very conservative range. Had we used the constants in Eq.(7), we would have found 51_{-23}^{+13} MeV. We have checked that the difference between these two central values will amount to roughly 1 MeV or less in our melting temperatures within the validity region of the approach, that we will study in the next section.

Finally, let us analyze the hierarchy of the different terms. First of all, we see that the contributions to the virial expansion of the pressure are exponentially suppressed as $\exp(-\beta M_h)$. Nevertheless, the $\exp(\beta \mu_B)$ factor for the nucleons can overcome the previous thermal suppression if the chemical potential is of the same order as their mass. These exponentials are inherited by the derivatives. In addition, we observe that $c_\pi/M_\pi > c_N/M_N \gg c_K/M_K > c_\eta/M_\eta$. For the above two reasons, pions and the interactions of the other species with pions, are the dominant contributions for studying the melting of the condensate. Nucleons become comparable

only when their chemical potential is of the order of their mass. In addition, since nucleon-nucleon interactions are much stronger at low energies than those of pion-pion or pion-nucleon we will carefully exclude the region with too high nucleon density.

As an illustration, and in order to compare with other results in the literature as well as to obtain an estimate on the reliability of the virial expansion, we will first study briefly the case of a free gas.

THE FREE GAS AND THE DOMAIN OF VALIDITY OF OUR APPROACH

The interest of this case is that we have a closed expression for the pressure, already given in Eq. (2), which can be integrated numerically and compared with its second order virial expansion, namely, Eq. (16) with all $B_{ij}^{int} = 0$, i.e.,

$$\beta P \simeq \sum_h B_h^{(1)} \xi_h + B_h^{(2)} \xi_h^2. \quad (16)$$

First of all, in Figure 1 we have plotted the relative abundances of the most relevant species as a function of the temperature, which we parametrize in terms of their density

$$n_h(\mu_B, T) = \frac{g_h}{2\pi^2} \int_0^\infty dp \frac{p^2}{e^{\beta(\sqrt{p^2 + M_h^2} - \mu_h)} - \eta_h}. \quad (17)$$

We see that the lightest particles, the pions, are the main component of the hadronic gas up to temperatures as high as 200 MeV. As previously remarked, we can also notice that nucleons form a small fraction of the gas unless we reach high chemical potentials, of the order of 500 MeV or higher.

Next, in Figure 2 we show, in the (μ_B, T) plane the relative error between the exact calculation using Eq.(2) and the second order virial expansion for the chiral condensate, Eq.(16). This we define as:

$$\epsilon = \frac{|\langle \bar{q}q \rangle_{exact} - \langle \bar{q}q \rangle_{virial}|}{\frac{1}{2}|\langle \bar{q}q \rangle_{exact} + \langle \bar{q}q \rangle_{virial}|}. \quad (18)$$

We see that the second order virial expansion provides a fairly good approximation $\epsilon \simeq 0.05$ for moderate temperatures and chemical potentials (roughly $T < 200$ MeV and $\mu_B < 800$ MeV) and slightly beyond we obtain just qualitatively correct results ($\epsilon \simeq 0.20$), since the expansion deteriorates rather rapidly. In addition, and since our scope is just to describe a simple hadronic gas, the nuclear matter regime should be excluded from the validity region. In fact, nuclear matter, even at low temperatures, is not a gas but a fluid [27], since, at low momenta, NN interactions are an order of magnitude larger than $\pi\pi$ or πN interactions. Just for illustration, we have plotted in Fig 2, as a continuous line, the points where the saturation density, $\rho_0 \simeq 0.16 \text{ fm}^{-3}$, is reached.

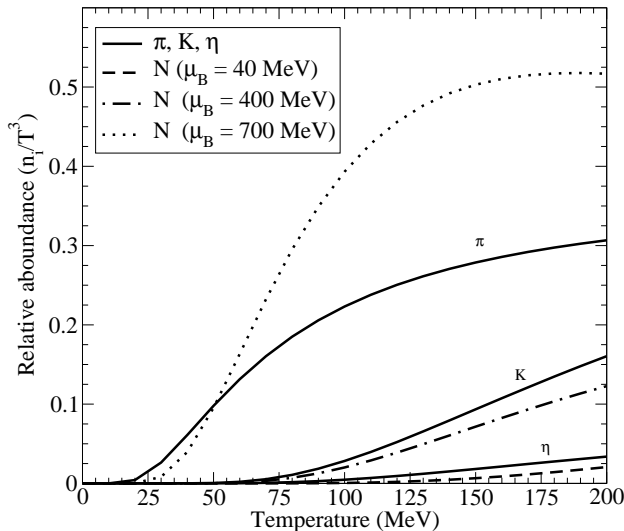


FIG. 1: Density over T^3 of different species in a free hadronic gas. The pion population is by far the largest up to 200 MeV, except at very high baryon chemical potentials, where nucleons dominate.

Let us however remark that we are not interested in all the hadron thermodynamics, but just in a particular quantity, the quark condensate, that does not depend on the interactions themselves but on their *derivative* with respect to quark masses. Thus, the enhancement due to NN interactions with respect to πN or $\pi\pi$ is not as large for the quark condensate as it may be for other thermodynamic quantities that depend on the NN interactions. In particular, it has been shown [28], using an equation of state for the nuclear matter regime based on a chiral Lagrangian, that the evolution of the quark condensate with nuclear density is well reproduced up to somewhat beyond $\rho_0/2$ just with a linear term proportional to the nuclear πN sigma term, but that higher orders in density are relevant beyond (see Fig. 3 in [28]). Since the nucleon-nucleon interaction lies outside the scope of this work, but the πN interaction is included, we only consider densities below $\rho_0/2$. Note that with this choice we lie on the safe side. In addition, the uncertainties due to the πN interaction, that will be studied later in this work, are much bigger than the neglected effects of higher orders in density up to densities much larger than $\rho_0/2$.

In summary, in Fig. 2, the dotted area stands for densities above $\rho_0/2$ and the remaining white area in Fig. 2 will be referred as the “validity region”, in the understanding that this is just a very crude estimate. Fortunately, we will see that, once we introduce the interactions, most of the interesting phenomena, including our extrapolations for the condensate melting, occur within the bounds of this validity region, so that the virial expansion is reasonably under control and definitely not diverging wildly. In particular, the region of relevance to study the freeze-out

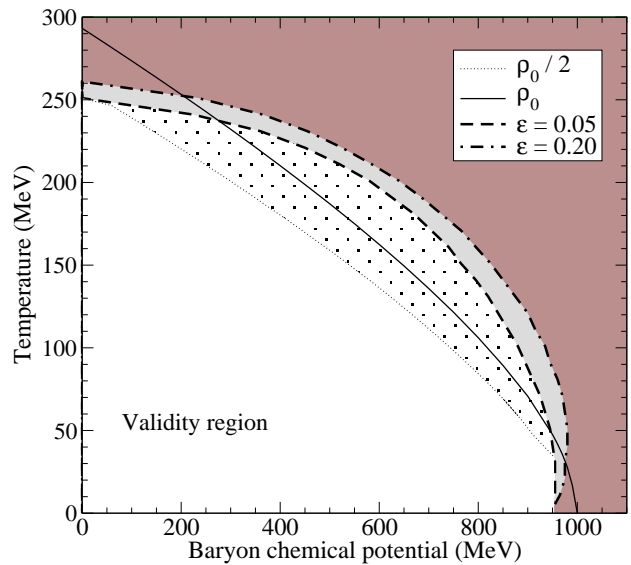


FIG. 2: Estimation of the region where the virial expansion may provide a good approximation to the quark condensate. Within the region inside the dashed line, and for a free gas of pions and nucleons, the relative error ϵ of the second order virial expansion with respect to the analytic expression is less than 5 %. The virial approximation deteriorates rapidly beyond that “validity region”. As commented in the text, we also require the nucleon density to be smaller than the saturation density ρ_0 (the thick continuous line) and therefore we exclude the dotted area. The remaining white area is our approximate validity region

or the phase transition in Relativistic Heavy Ion Collisions, $\mu_B = 40 - 50$ MeV, $T \simeq 170 - 200$ MeV [31] lies within our domain of validity.

Finally, we show in Figure 3, the condensate melting line in the (μ_B, T) plane using either the closed form of the grand canonical potential density or the one extrapolated from our second order virial expansion. First of all, if we only consider π, K, η and nucleons, we note that, starting from zero chemical potential, the second order virial melting line indeed follows closely the complete calculation with Eq.(2), although it deviates abruptly around $T \simeq 180$ MeV and $\mu_B = 800$ MeV, that nevertheless lies beyond the “validity region”.

In Figure 3 we also show the melting line that results if we add the contribution of the heavier hadrons in the free gas approximation by using

$$\begin{aligned} \Delta\langle\bar{q}q\rangle &= -\sum_h \frac{\partial\Delta P}{\partial M_h} \frac{\partial M_h}{\partial\hat{m}} \\ &= \frac{1}{2\pi^2} \sum_h g_h M_h \frac{\partial M_h}{\partial\hat{m}} \int_0^\infty dp \frac{p^2/\epsilon_h(p)}{e^{\beta(\epsilon_h(p)-\mu_h)} - \eta_h}. \end{aligned} \quad (19)$$

with $\epsilon_h(p) = \sqrt{p^2 + M_h^2}$.

In such case, the extrapolated melting line falls slightly outside the estimated validity region. We will see in the

c_h	ChPT/HBChPT	Nyffeler	Tawfik-Toublan
c_π	$0.9^{+0.2}_{-0.4}$	2.0	0.8 – 1.1
c_K	$0.5^{+0.4}_{-0.7}$	0.7	1.6 – 2.1
c_η	$0.4^{+0.5}_{-0.7}$	0.8	2.4 – 3.2
c_N	$3.6^{+1.5}_{-1.9}$	4.2	0.6 – 0.7

TABLE III: Coefficients c_h as calculated from estimates in other hadronic models [29, 30] versus the analytic values obtained in ChPT or HBChPT.

next sections that by adding interactions, an important part of the melting line moves within the validity region.

Figure 3 is also relevant because it allows us to compare with previous results existing in the literature that use the free hadron gas, Eq.(3), to study the condensate, including also heavier particles as above. In particular we can compare with the melting lines obtained in [29] and [30]. We can observe that there is a quantitative difference between those calculations and the one we present here. Such difference is mainly due to the dependence of the hadron masses on quark masses $\partial M_h/\partial \hat{m}$, which in those works was not obtained from ChPT, but simply estimated as $\partial M_h/\partial \hat{m} \simeq N_q$ (that is the number of light quarks, except for the pion that was chosen to be 10) [29] and $\partial M_h/\partial M_\pi^2 \simeq A/M_h$ with $A \sim 0.9 - 1.2$ [30]. Table 3 shows the comparison between the c_h coefficients obtained from these estimations vs. the ChPT or HBChPT $O(p^4)$ calculations in Eqs.(13) and Eqs.(14), which we consider very accurate, since the $M_\pi^2/(4\pi f_\pi)^2$ ChPT expansion converges very well. Let us remark that the c_h coefficients in those works are generically larger than ours for $h = \pi, K$ and η . Hence, the effect of using such estimates is to accelerate the thermal melting of the condensate. In particular, in Figure.3, we show the results of [29], giving rise to a much lower critical temperature. This explains why the free gas results in [29, 30] yield melting temperatures much below those obtained in a free gas using ChPT calculations for $\partial M_h/\partial \hat{m}$, as in [14, 15]. As a matter of fact, we have checked that our approach reproduces the results in [29] just by changing the c_h coefficients.

In what follows, and given the fact that the free and interacting contributions are separated in the virial expansion, we show the results both expanding the free gas part to second order in the virial expansion, and also using the analytic expression.

THE INTERACTING SU(2) GAS OF PIONS AND NUCLEONS

In the literature it is frequently studied the SU(2) flavor case [2, 3, 14, 15], by considering the strange quark as heavy. This is simpler, since the pions are the only pseudo-Goldstone bosons and there is a clearer suppres-

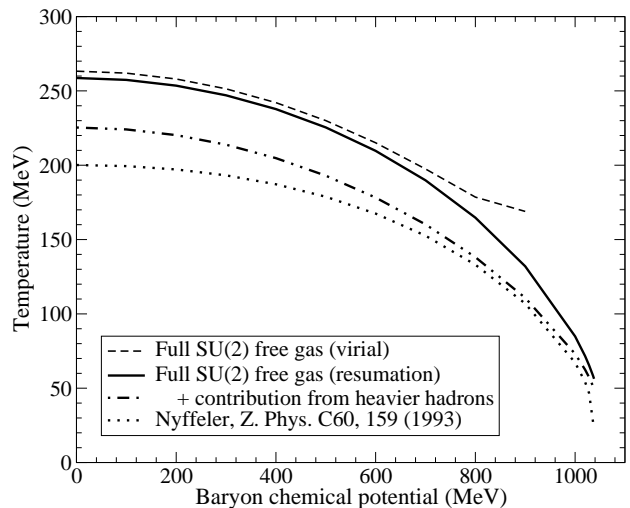


FIG. 3: Condensate melting line in the (μ_B, T) plane for a free pion and nucleon gas (continuous line). Note that it is very well approximated by the extrapolated line from the second order virial expansion (dashed) as long as $\mu_B < 800$ MeV. The melting is faster when adding free heavier hadrons (dashed dotted line). Finally, we compare with the free gas results using crude estimates of $\partial M_h/\partial m_q$ based on the number of valence quarks [29] (dotted line).

sion of heavier hadrons due to their heavy masses. On top of that SU(2) ChPT and HBChPT show a much better convergence than their SU(3) counterparts. In addition, we can use the one-loop calculations within HBChPT of the πN scattering amplitudes.

Thus, we will consider the second order virial expansion of a gas of pions and nucleons, where pions interact among themselves and with nucleons. The nucleon-nucleon contribution to the condensate melting is suppressed since $c_\pi/M_\pi > c_N/M_N$ and also because of the Boltzmann suppression of the nucleon population, which can only be compensated for baryon chemical potentials which lie outside the validity region of the virial expansion and are therefore beyond our scope.

The $\mu_B = 0$ case within ChPT was first studied in [14] both with the virial expansion and by an effective field theory calculation of the grand canonical potential density. Later on the ChPT virial study was extended to a finite pion chemical potential in [15]. In both works, the only interacting particles were the pions, and all other hadrons were added in the free approximation.

In this section, apart from the one loop ChPT $\pi\pi$ scattering amplitudes, we have included the $O(p^3)$ calculation of πN within HBChPT [21, 22]. First we show in Fig. 4 the results at $\mu_B = 0$, and we can notice how the free SU(2) gas melting temperature lies beyond the virial validity region, but the pion-pion interaction brings it down to ~ 230 MeV, within the naive validity region at $\mu_B = 0$ and in agreement with [14, 15, 16]. When we

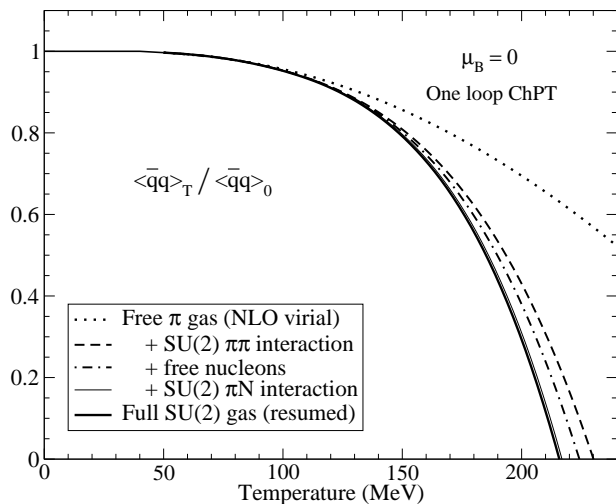


FIG. 4: Chiral condensate thermal evolution at zero baryon chemical potential for the SU(2) pion and nucleon gas. The free gas extrapolated melting temperature falls entirely beyond the validity region of the virial expansion, but $\pi\pi$ interactions bring it below 230 MeV. Although $\mu_B = 0$, both the free nucleons and their interaction with pions accelerate sizably the condensate melting. Note that when interactions are introduced, the difference between calculating the free gas contributions exactly (resumed) or with the virial expansion is negligible, and the two curves fall on top of each other.

further introduce free nucleons we get an additional decrease down to 224 MeV. Of course, within our approach, the melting temperatures are just extrapolations and lie near the edge of the validity region. What is not an extrapolation is the behavior at low T, where the different contributions are calculated consistently with the virial and chiral expansions. However, their effect is more difficult to see in the figures, and we quote the extrapolated melting temperatures because it is easier to quantify the relative size of the different contributions. One should always keep in mind that these are just extrapolations.

Surprisingly, the πN interaction, which is the new contribution that we are adding, *has a sizable effect even at* $\mu_B = 0$, decreasing the melting temperature by another 7 MeV, down to 217 MeV.

Let us emphasize that each additional contribution decreases further the melting temperature, but since the melting of the condensate accelerates near the melting point (the curve becomes steeper as it gets close to zero), even if the new contribution has a similar size as the previous one, its effect on the melting temperature seems smaller. That is the reason why the relatively large effect of πN is even more surprising. A nice illustration of this effect is seen in Fig. 4 since the total result is practically the same no matter whether we use the virial expansion or the analytic (resumed) expression for the free terms. Indeed, both curves fall on top of each other in the figure. This is in contrast with Fig. 3, where there

was a difference of roughly 5 MeV observed at $\mu_B = 0$ between the free gas melting temperature depending on whether we used the analytic form of the grand canonical potential density or its second order virial expansion. The reason is that, in Fig. 3, after adding all interactions, the slope of the condensate is so steep that there is almost no difference in the melting temperature, 1 MeV, between using the virial expansion for the free terms or not.

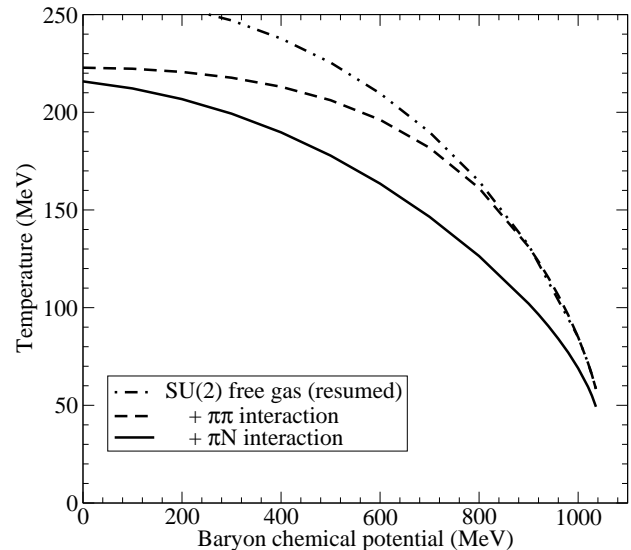


FIG. 5: Melting line in the (μ_B, T) plane of the chiral condensate for an SU(2) gas of hadrons. We show the result for the free gas, but also adding the $\pi\pi$ ChPT SU(2) interaction to one loop, and the line resulting from adding the πN interaction to third order in HBChPT.

Let us now set $\mu_B \neq 0$. In Figure 5 we show in the (μ_B, T) plane the melting line of the free SU(2) gas of pions and nucleons, the gas with only interacting pions, and, finally, the effect of adding the πN interaction. The effect of the latter becomes bigger as μ_B increases from zero, and becomes maximum around $\mu_B = 600 - 700$ MeV, where it produces a decrease in the melting temperature of about 40 MeV with respect to the gas without πN interactions. Up to a chemical potential of $\mu_B = 40 - 50$ MeV, the region of relevance [31] for Relativistic Heavy Ion Collisions, the decrease in the melting temperature amounts roughly to 10 MeV when we include the πN interaction.

In Fig. 6 we present a comparison of our pure SU(2) results with lattice estimates in the literature [2, 32]. Note that our melting temperature for a given μ_B lies systematically above the corresponding one on the lattice. This could already be noticed in the $\mu_B = 0$ case [14], both with the analytic ChPT calculation of the partition function and the virial expansion [14, 15].

To facilitate future comparison of our results with other calculations, we have performed a simple quadratic

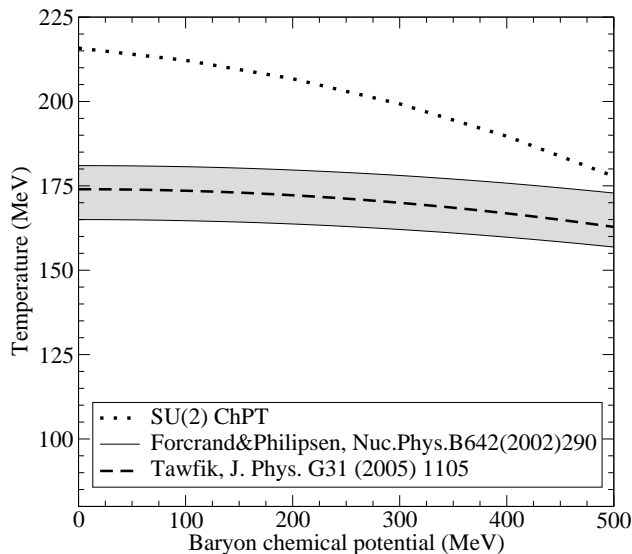


FIG. 6: Comparison between our results and other estimates in the literature. The grey band corresponds to the fit in [2], while the dashed line corresponds to the one shown in [32]. Note that these works obtain values for T_c that are systematically lower than our model independent approach (dotted line).

fit to our *central results* up to 500 MeV, giving the following phenomenological expression for the dependence of the melting temperature with the baryon chemical potential:

$$\frac{T_c(\mu_B)}{T_c(0)} = 1 - 0.03155(2) \left(\frac{\mu_B}{T_c(0)} \right)^2. \quad (20)$$

Where the uncertainty is only due to the statistical fit to the central value, and does not contain the uncertainties in our approach, mostly due to the chiral parameters, that will be treated in a separated section below.

REALISTIC HADRON GAS

In the previous section we considered a gas just made of pions and non-strange nucleons. However, in a real gas, we should consider all hadrons. This we will do by including them as free particles. The only exception will be the kaons and etas, that, in view of Fig. 1, are sufficiently abundant up to 200 MeV to deserve a separate treatment and include their interaction with a pion. All other interactions are severely suppressed by Boltzmann and c_h/M_h factors. At very large μ_B the heavier nucleons may not be Boltzmann suppressed, but that is beyond our estimated validity range.

Thus, in Fig. 7, we compare the condensate thermal evolution at $\mu_B = 0$ of the SU(2) pion and nucleon gas including $\pi\pi$ and πN interactions (thick continuous line) with the results obtained adding further contribu-

tions that are numerically sizable. First, we consider the effect of free kaons and etas, which accelerate slightly the vanishing of the condensate, decreasing the extrapolated melting temperature by ~ 4 MeV. Next, we have included the kaon and eta loops in the $\pi\pi$ interaction. This amounts to calculate $\pi\pi$ scattering in SU(3) ChPT instead of SU(2). Since the $\pi\pi$ interaction is by far the dominant one, this one-loop effect decreases the melting temperature by ~ 2.5 MeV. When we include the one-loop interactions of πK and $\pi\eta$, we observe a further decrease of ~ 6.5 MeV. We have checked that, if we remove the nucleons, these results are in agreement with [16].

To end with the $\mu_B = 0$, we add the heavier hadrons, where we have estimated that:

$$\frac{\partial M_h}{\partial \hat{m}} \simeq \alpha N_{u,d}^h, \quad (\text{heavier hadrons}) \quad (21)$$

where α is an adimensional constant and $N_{u,d}^h$ is the number of valence u or d quarks in the hadron. For nucleons, following [33], and from our Eqs.(13) and (14), we estimate $\alpha_N \simeq 1.9_{-1.0}^{+0.7}$. For the other heavier hadrons, we have estimated $\alpha \simeq 0.5 - 2.5$, which roughly covers the range of α obtained for the nucleons and light mesons.

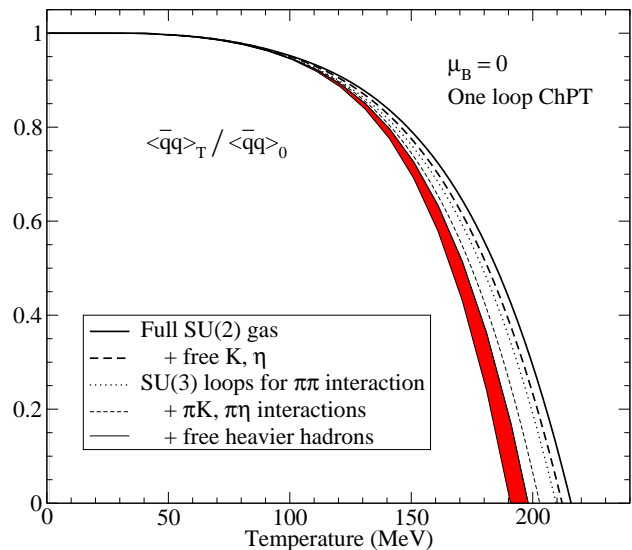


FIG. 7: Condensate thermal evolution at $\mu_B = 0$ in a gas of hadrons. Starting from the SU(2) gas including $\pi\pi$ and πN interactions, we show the effect of adding kaons and etas, both as real and virtual states in $\pi\pi$ loops, as well as the effect of the πK and $\pi\eta$ ChPT one loop interactions. The band includes the estimated uncertainties due to free heavier hadrons.

Let us now turn to $\mu_B \neq 0$. In Fig. 8 we show curves for the evolution of the chiral condensate for different constant values of the chemical potential. We can see how the increase of μ_B accelerates the melting of the condensate, and that the effect of the chemical potential on

the melting temperature is less than 10 MeV until μ_B is of order 250 MeV. In addition, we have plotted the curves as continuous lines within the “validity region” estimated in previous sections and as dotted lines outside. In this way we see that when μ_B is of the order of the nucleon mass, the approach deteriorates rapidly, although it can still give reasonable results at very low temperatures. A different perspective is provided in Fig. 9, where we now show the condensate evolution versus μ_B for constant T . Note that, as we get close to $T = 0$ the evolution with the chemical potential is almost a constant, the condensate in vacuum, within the validity region. At exactly $T = 0$ all fugacities vanish, except those of nucleons when $\mu_B > M_N$, but that lies beyond the validity region and cannot be studied with our approach.

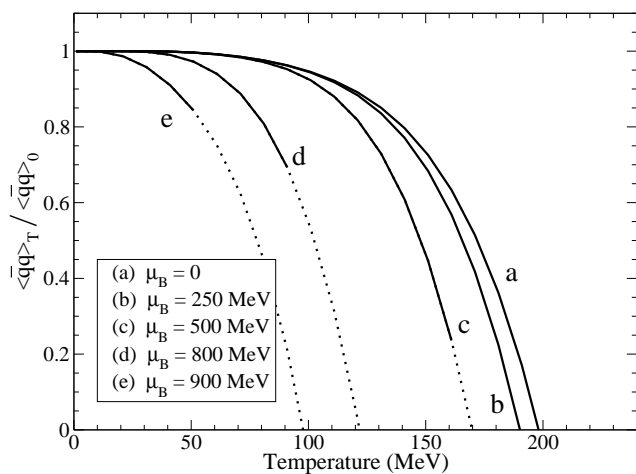


FIG. 8: Condensate thermal evolution in a gas of hadrons for different constant values of μ_B . The dotted pieces of the curves lie beyond the “validity region” estimated in the text. Note the lines just correspond to central values.

Finally, in Fig. 10, we present the melting lines in the (T, μ_B) plane, showing first the complete SU(2) pion and nucleon gas result, to which we have added all the effects of kaons and etas. As it could be expected, the biggest difference is observed at low μ_B . In particular, in the interesting $\mu_B \simeq 40 - 50$ MeV region [31] we find that there is a ~ 10 MeV additional decrease due to kaons and etas, on top of the one we already found in the previous section due to the πN interaction. For higher energies the effect of K and η are less evident not because they decrease, but because they become relatively less important with respect to the nucleon free terms and the due to the larger πN interaction.

In the last section we will discuss the comparison of our results with some previous works in the literature, but first we will study the uncertainties within our approach.

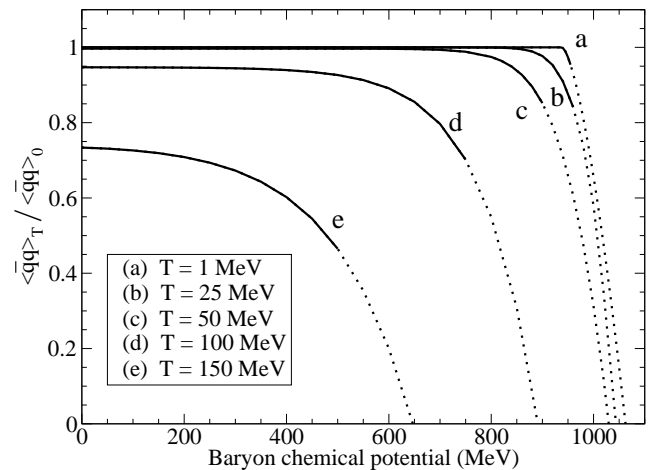


FIG. 9: Condensate evolution with the baryon chemical potential in a gas of hadrons for different constant values of T . The dotted pieces of the curves lie beyond the “validity region” estimated in the text. Note the lines just correspond to central values.

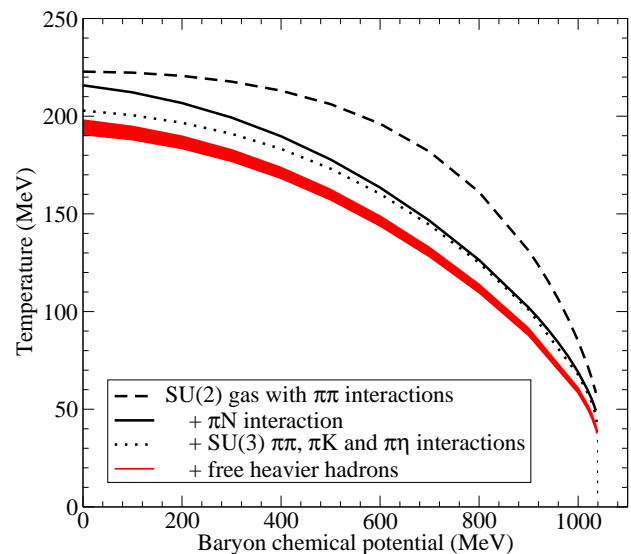


FIG. 10: Our final result for the chiral condensate melting line in the (μ_B, T) plane. Starting from the SU(2) gas with $\pi\pi$ interactions, we show the effect of πN interactions and of adding kaons and etas. The dark area covers the uncertainty due to heavier hadrons estimated as explained in the text.

UNCERTAINTIES DUE TO THE CHIRAL PARAMETERS

In previous sections we have shown results for the central values of the chiral parameters given in Table I and II. In this section we show the uncertainty due to the errors in the chiral parameters also listed in those Tables by adding in quadrature the uncertainties caused by each one of the parameters independently. Let us remark that

the dependence on these parameters is two-fold. On the one hand, they appear in the interactions through the phase shifts in Eq.(5), but, on the other hand, some of them also appear in the c_h coefficients in Eq.(12) that parametrize the hadron mass dependence on the quark masses [16]. Indeed, the errors in Eqs.(13) and (14) correspond to the uncertainties in the chiral parameters.

Thus, in Fig. 11 we show again as a dark band our final extrapolated melting line in the (μ_B, T) plane, which includes the uncertainties due to heavier hadrons. The region between the dashed lines covers also the uncertainties due to the chiral parameters. The error is highly asymmetric since, as we have already commented, it becomes more and more difficult to decrease the melting temperature by adding new effects, so that the inner dashed line is much closer to our “central” results.

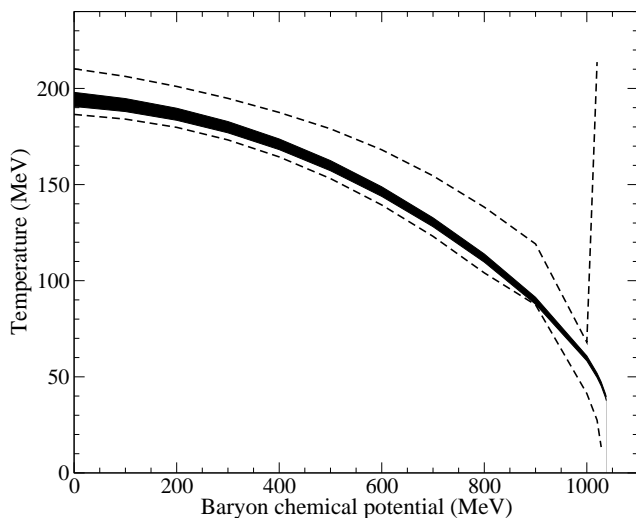


FIG. 11: Our final result for the chiral condensate melting line in the (μ_B, T) plane. The dark area covers the uncertainties due to the heavier hadrons, that we have included as free components of the gas. The area between dashed lines corresponds to the uncertainty in the parameters of ChPT and HBChPT listed in Table I and II.

We also remark that the uncertainties grow very fast at higher μ_B values in good agreement with the estimated range of validity of the chiral expansion. At sufficiently large values of μ_B our uncertainties are too large even for qualitative predictions. However, for small or moderate chemical potentials, say $\mu_B \ll M_N$ we get quite stable predictions, and the extrapolated melting line is determined up to a 10 to 15 MeV uncertainty.

In Fig. 12 we compare our melting line estimates with previous works. We show both our full error band (between the dotted lines) and that due to heavier hadrons only (light grey band). Note that we are consistent within uncertainties with other hadronic models [34], but systematically, our melting temperatures are somewhat higher than estimates using lattice [4, 32]. Note

that, as expected, and in contrast with lattice results, our melting temperatures always occur few MeV above the chemical freeze out temperature that has been estimated from p_\perp spectra at RHIC as $T_f = 165 \pm 7$ MeV, $\mu_B^f = 41 \pm 5$ MeV [31].

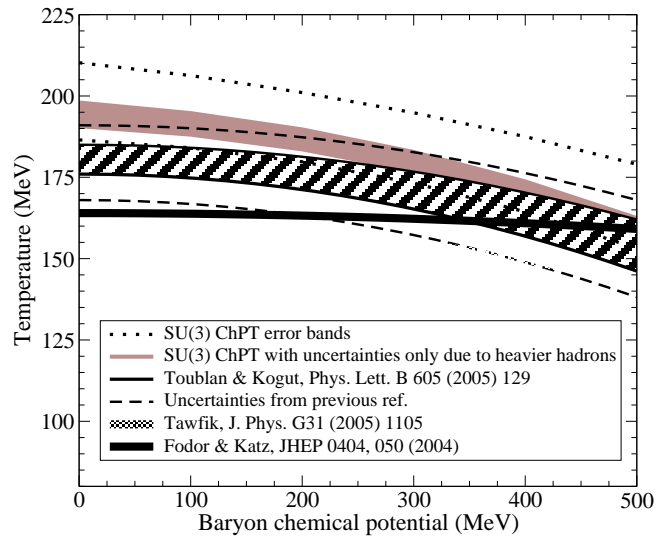


FIG. 12: Comparison between our results and others in the literature. Our melting temperatures are consistent within errors with ref. [34] but systematically higher than [4, 32].

Finally, to ease future comparisons with our results, we provide a simple quadratic fit to our results up to 500 MeV, giving the following phenomenological expression for the dependence of the melting temperature with the baryon chemical potential:

$$\frac{T_c(\mu_B)}{T_c(0)} = 1 - 0.025_{-0.011}^{+0.017} \left(\frac{\mu_B}{T_c(0)} \right)^2. \quad (22)$$

In contrast with the fit given in the pure SU(2) case, Eq.(20), the errors now are much larger since they take into account the uncertainty due to the chiral parameters and other heavier hadrons.

UNITARIZED INTERACTIONS

Up to this point we have been using a model independent approach. To that end we have used Chiral Perturbation Theory, which is a low momenta expansion, to describe the interactions between hadrons. However, in the virial coefficients, Eq.(4) the momentum integral extends to infinity, and one may wonder if the extrapolation of ChPT amplitudes to high energies beyond their applicability range may be distorting the results. In order to check how important is the high energy contribution to those integrals we will thus extend the ChPT amplitudes by means of unitarization, and in particular the Inverse Amplitude Method (IAM), which provides a remarkably

good description of the meson-meson scattering data up to much higher energies. This will introduce a mild model dependency but will allow us to estimate how large is the effect of the high energy extrapolation in the virial integrals.

Let us first briefly review unitarization and the IAM. For a detailed description of the method and its results we refer to [18, 35, 36, 37]. Note that, in view of Eqs.(4) and (5), we need phase shifts of elastic amplitudes of definite isospin I and angular momentum J . Such amplitudes are called partial waves, $t_{IJ}(s)$, although for brevity we will drop the I, J indices. Unitarity for elastic partial waves implies that

$$\text{Im } t(s) = \sigma(s)|t(s)|^2, \quad \sigma(s) \equiv 2q_{CM}/\sqrt{s}, \quad (23)$$

where q_{CM} is the center of mass momentum. Note that this implies that the modulus of the partial wave in the elastic regime is bounded by $|t(s)| < \sigma^{-1}(s)$.

The ChPT partial waves are obtained as an expansion in momenta and masses $t(s) = t_2(s) + t_4(s) + \dots$, where $t_2 = O(p^2)$, $t_4 = O(p^4)$, where p denotes a generic momenta or pseudo-Goldstone boson mass. Thus, unitarity is only satisfied order by order:

$$\text{Im } t_2(s) = 0, \quad \text{Im } t_4(s) = \sigma(s)|t_2(s)|^2, \quad \dots \quad (24)$$

This means that, since the truncated ChPT series grow like polynomials, unitarity can be badly violated at high energies. In addition, typical features of strong interactions, which are the resonances that saturate the above unitarity bound, are absent from the ChPT partial waves, since they correspond to poles in the second Riemann sheet that cannot be described with polynomials. In practice, pure NLO ChPT only provides a description of meson-meson scattering data up to energies of the order of 200 MeV above threshold.

However, partial wave unitarity, Eq.(23), fixes completely the imaginary part of the *inverse amplitude* since it follows that $\text{Im } t^{-1} = -\sigma(s)$. Consequently, in the elastic regime a unitary partial wave can be written as

$$t(s) = \frac{1}{\text{Re } t^{-1}(s) - i\sigma(s)}, \quad (25)$$

and therefore we only need an approximation to $\text{Re } t^{-1}(s)$. The Inverse Amplitude Method (IAM) simply approximates $\text{Re } t^{-1}(s)$ by the NLO ChPT result to find:

$$t^{IAM}(s) = \frac{t_2^2}{t_2 - \text{Re } t_4 - i\sigma t_2^2} = \frac{t_2(s)}{1 - t_4(s)/t_2(s)}, \quad (26)$$

where in the last step we have used Eq.(24). In this way we satisfy unitarity while respecting the NLO chiral expansion, which is recovered at low energies. In addition, the IAM can generate poles associated to resonances. The above derivation has been done for elastic amplitudes and yields amplitudes that indeed extend

the ChPT calculations describing remarkably well the $\pi\pi$ and πK scattering data up to roughly the first relevant inelastic threshold [35].

The formalism can be easily extended to the coupled channel case [18, 36, 37]. Let us illustrate the case when there are two coupled channel 1 and 2, (that could correspond, for instance, to $|1\rangle = |(\pi\pi)_{IJ}\rangle$ and $|2\rangle = |(\bar{K}K)_{IJ}\rangle$). We would then have four partial waves for the different choices of initial and final states t_{ij} , with $i, j = 1, 2$. Thus, the unitarity condition has now the following matrix form:

$$\text{Im } T = T\Sigma T^*, \quad T = \begin{pmatrix} t_{11} & t_{12} \\ t_{21} & t_{22} \end{pmatrix}, \quad \Sigma = \begin{pmatrix} \sigma_1 & 0 \\ 0 & \sigma_2 \end{pmatrix}, \quad (27)$$

Following a similar argument as for the one channel case above, we find:

$$T^U = T_2(T_2 - T_4)^{-1}T_2, \quad (28)$$

This expression has been shown to provide a very good description of meson-meson scattering up to $\sqrt{s} \simeq 1.2$ GeV, much beyond the applicability range of standard ChPT. Note that this has been achieved with chiral parameters L_i compatible with those of ChPT and therefore with a simultaneous description of the low energy and resonant regions [18, 37]. In particular, the $f_0(600)$, $\kappa(900)$, $\rho(770)$, $K^*(892)$, $f_0(980)$ and $a_0(980)$ masses and widths are well described together with their associated poles in the second Riemann sheet [37].

Concerning the pion-nucleon interactions, the unitarization could follow a similar line [23], but it can be improved [20] taking into account that HBChPT has a double expansion: the low momenta chiral expansion, that counts powers of $1/f_\pi$ and a heavy fermion expansion in powers of $1/M_N$, where M_N is the nucleon mass. Factorizing explicitly the powers of M_N and f_π , the expansion now reads

$$t = \frac{M_\pi}{f_\pi^2} t^{(1,1)} + \frac{M_\pi^2}{f_\pi^2 M_N} t^{(1,2)} + \frac{M_\pi^3}{f_\pi^4} t^{(3,3)} + \frac{M_\pi^3}{f_\pi^2 M_N^2} t^{(1,3)} + \dots, \quad (29)$$

$t^{(n,m)}$ being dimensionless functions of ω/M_π , where ω is the pion energy. Note that, contrary to the meson-meson case, odd orders of momenta do occur in the expansion.

The partial wave unitarity condition with one fermion in the final state simply reads: $\text{Im } t = q_{CM}|t|^2$, so that now

$$t(s) = \frac{1}{\text{Re } t^{-1}(s) - iq_{CM}}. \quad (30)$$

Once again [23] we can use the HBChPT series at NLO to approximate $\text{Re } t^{-1}(s)$. However, the HBChPT series converges much worse than in the meson-meson sector, and for that reason it is convenient to reorder the heavy baryon expansion (see ref.[20]), to get the following uni-

tarized amplitude:

$$t^{IAM} \simeq \frac{1}{\frac{f_\pi^2}{M_\pi} \left[t^{(1,1)} + \frac{M_\pi}{M_N} t^{(1,2)} + \frac{M_\pi^2}{M_N^2} t^{(1,3)} \right]^{-1} - M_\pi \frac{t^{(3,3)}}{t^{(1,1)}^2}}. \quad (31)$$

It has been shown that this expression greatly improves the plain HBChPT description, extending it at least to the nearest relevant inelastic threshold, and in particular up to $\sqrt{s} \simeq 1400$ MeV in the $\Delta(1232)$ resonance channel, which is the most relevant feature of πN scattering at low energies. Both the mass and width of this resonance are well described by the unitarized amplitude, together with its associated pole in the second Riemann sheet.

We will now use Eqs.(28) for meson-meson and (31) for πN scattering, in order to extend ChPT at high energies and check the contribution of the high momenta region in the virial integrals. The chiral constants we used for the unitarized amplitudes are also listed in Tables I and II. Note that for meson-meson scattering they are compatible with the values used in standard ChPT at NLO. The HBChPT parameters are not as well determined as those in the meson-meson sector, but it is important to note that the unitarization results are obtained with chiral parameters of natural size and quite compatible with different determinations from plain HBChPT.

At this point we want to remark that since we are generating heavier resonances when using the unitarized amplitudes, we do not have to introduce them again as free particles in the gas, as we did in the previous section, to avoid double counting. In particular, we do not add now the $f_0(600)$, $\kappa(900)$, $\rho(770)$, $K^*(892)$, $f_0(980)$, $a_0(980)$ and $\Delta(1232)$ resonances as free particles using Eq.(20), since they are generated by the IAM.

One advantage of unitarization is that some of the resonances are now included with their actual width (that is, interacting with the mesons), which is an effect that we could not take into account by including them as free components of the gas. A priori, this could be relevant, since these resonances have strong decays, i.e. large widths, and considering them stable is one of the greatest over-simplifications in hadronic models. We are thus quantifying also that effect in our previous model independent parametrizations. Furthermore, we had a large uncertainty in their c_h or α_h parameters, which is now largely reduced since they appear in the meson-meson or meson-nucleon virial terms, whose c_h coefficients, Eqs. (13) and (14), are much better determined.

Thus, in Fig. 13, we compare the condensate thermal evolution at $\mu_B = 0$ that we obtained in previous sections with the results using the unitarized interactions. The dark narrow band covers, for the IAM results, the uncertainty due to heavier hadrons for the non-unitarized results. As commented in the previous paragraph, the fact that unitarized interactions include the effect of the

first heavier resonances, accelerates the melting. In addition, since in the unitarized case what we call “heavier hadrons” are now the rest of hadrons, which are heavier and even less abundant, their associated uncertainty is much smaller. That is the reason why the dark band from the IAM is much narrower than the light band. Let us however, note that, once the uncertainties are included, the unitarized and non-unitarized results are very close, showing a remarkable stability of our results at $\mu_B = 0$.

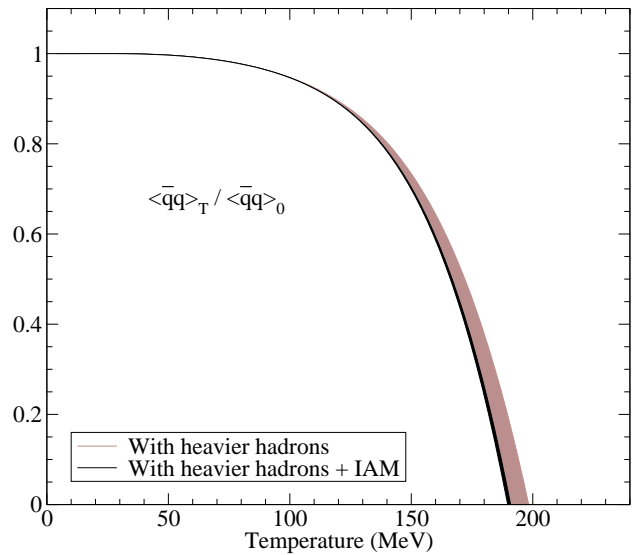


FIG. 13: Condensate thermal evolution at $\mu_B = 0$ with ChPT unitarized interactions. The resulting melting temperature is slightly lower but very close to the model independent non-unitarized case within uncertainties.

Similar considerations hold for the uncertainty bands in Fig. 14. Again, the light band stands for the non unitarized standard ChPT, and the much narrower dark band covers the uncertainty due to heavier hadrons of the IAM result. In this case, we see that the effect of unitarizing is larger, and the melting is systematically accelerated at moderate $\mu_B \neq 0$. The bigger difference is now due to the fact that, as pointed out above, the HBChPT series converges much worse than the meson-meson one, and the effect of unitarization is more dramatic, particularly for the $\Delta(1232)$ that lies very close to threshold. Still these results give support to our statement that our melting temperature estimates should be considered as upper bounds, although the differences between unitarized and non-unitarized are of about 10 MeV at most.

Figure 15 shows the errors over this last band due to the uncertainties in the chiral parameters. The error is smaller than for the non-unitarized case. It should also be noted that both unitarized and non-unitarized cases overlap within their errors up to $\mu_B \simeq 300$ MeV and beyond that are never further than two standard deviations away.

Once again, the following quadratic fit provides a

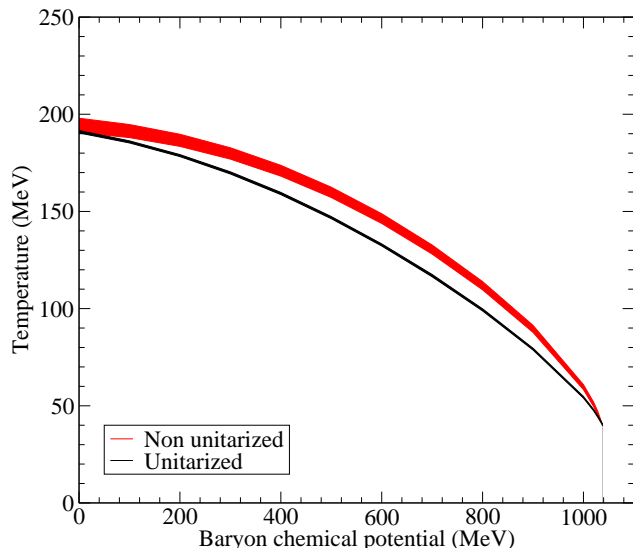


FIG. 14: Condensate melting lines in the (μ_B, T) plane with unitarized ChPT interactions compared to the non-unitarized ChPT. The unitarized case melts faster than the non-unitarized, due to the dynamically generated resonances, that have their correct widths.

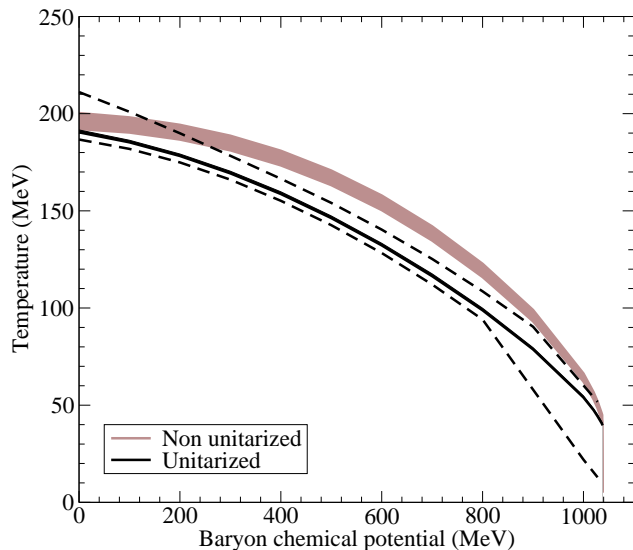


FIG. 15: The chiral condensate melting line in the (μ_B, T) plane for unitarized ChPT interactions. Note that the uncertainties due to the heavier hadrons (dark area) are much smaller than for the non-unitarized case in Fig. 11. The area between dashed lines corresponds to the uncertainty in the parameters of unitarized ChPT and HBChPT listed in Table I and II, and is also smaller than for the non-unitarized case.

fairly good representation of our unitarized results up to 500 MeV

$$\frac{T_c(\mu_B)}{T_c(0)} = 1 - 0.032_{-0.001}^{+0.011} \left(\frac{\mu_B}{T_c(0)} \right)^2. \quad (32)$$

Where, once more, the errors take into account the uncer-

tainty due to both the chiral parameters and the heavier hadrons

SUMMARY AND DISCUSSION

In this work we have presented a model independent description of a hadronic gas, based on the virial expansion and Chiral Perturbation Theory (ChPT) to NLO for the meson-meson interactions and third order for pion-nucleon within Heavy Baryon Chiral Perturbation Theory (HBChPT). In particular, we have studied the melting of the chiral condensate $\langle \bar{q}q \rangle$ as a function of temperature, T , and baryon chemical potential, μ_B . We have studied first the validity region, where the second order virial expansion is expected to provide a reasonably good description of the condensate evolution and nucleon density is low enough so that we can neglect NN interaction. Since the virial expansion is a low density expansion and ChPT is a low energy effective theory, our approach is best applicable at low temperature and chemical potential, although it seems to provide still a fairly good description of the system up to temperatures of the order over $T = 200$ MeV at $\mu_B = 0$ and up to roughly $\mu_B \leq 900$ MeV at very low T (see Fig. 2). This allows us to quantify the size of different contributions to the evolution of the condensate in terms of its extrapolated melting temperature and chemical potential. Very likely this is a good estimate of the transition from “normal” hadronic matter, where chiral symmetry is spontaneously broken, to a phase where a chiral symmetry restoration may occur.

We use the virial expansion because it allows us to include easily both the chemical potential and the interactions in the thermodynamics of the system. The chemical potential is very hard to implement on the lattice, to study rigorously QCD, and our results may give some guidance on this respect. The interactions are included from the zero temperature and density elastic phase shifts, which are fairly well known from experiment. As a matter of fact, for most thermodynamical quantities, one could simply take the phase shifts from data. However, the calculation of the condensate requires the knowledge of the dependence on the quark masses, which is not given by experiment. Hence, a theory is needed to describe those data, and since perturbative QCD itself does not describe the low energy regime, one must turn to ChPT, which is the low energy effective theory of QCD, for a model independent description.

Our use of ChPT is very relevant since it provides model independent and very reliable calculations of the hadrons mass dependence on quark masses, which is a critical quantity to follow the condensate evolution. This dependence has been frequently estimated roughly in the literature, but the ChPT calculation provides an expansion in terms of meson masses which shows a good con-

vergence for pions, kaons, etas and nucleons, which are the dominant components of the hadron gas. Furthermore, we have shown that several results obtained from free hadron gases in the literature can be reconciled with the interacting gas predictions if one uses these correct dependencies.

Next, we have presented results for an SU(2) gas including only pions and nucleons. This is of interest because its simplicity and because we can include systematically all the effects up to a given order. This is in contrast with what we have called a realistic gas, where we have considered the interactions of kaons and etas with pions within the SU(3) ChPT formalism; although, formally, the KK , $\eta\eta$ and ηK interactions are of the same order, we have neglected them due to: first, the thermal suppression of kaons and etas compared with the pions and, second, the weaker dependence of their mass with respect to non-strange quark mass.

In this work we have shown explicitly the size of different contributions to the condensate melting for $\mu_B \neq 0$. In particular, we have evaluated the free kaon, eta and nucleon contributions, kaon and eta virtual effects in $\pi\pi$ interactions, as well as the πK , $\pi\eta$ interactions, these have also been calculated at $\mu_B = 0$ without nucleons to check with previous results in the literature. In addition, we have included the πN interaction, showing that it does have a sizable effect *even at* $\mu_B = 0$. Around $\mu_B = 40 - 50$ MeV the pion nucleon interaction itself decreases the extrapolated melting temperature by 10 MeV. At higher baryon chemical potentials, the effect is larger.

It is also relevant to remark that all contributions *decrease* the extrapolated melting temperatures. Intuitively, adding more states increases the possibilities of generating disorder, i.e., entropy, and accelerates the melting of the condensate. The interactions seem to reinforce this effect. Therefore, our extrapolated melting temperatures can be considered at least as upper bounds. Nevertheless, we have shown that it becomes harder and harder to decrease the melting temperatures with new contributions, so that we still consider that, within uncertainties, our results provide very good estimates of the melting temperatures.

In this work we have also performed a detailed study of uncertainties, which are predominantly of two kinds: on the one hand we have approximated the effect of heavier hadrons by adding them to the gas as free components. The biggest uncertainty comes from the estimated dependence of their masses on the non-strange quark mass. On the other hand, we have large uncertainties from the chiral parameters of ChPT and HBChPT. This is the dominant source of error. All in all, our extrapolated melting temperatures come out with an error of the order of ± 10 MeV, somewhat smaller at $\mu_B = 0$ and somewhat larger as μ_B increases.

Let us remark that our results are consistent with other $\mu_B = 0$ model independent results that use ChPT and

calculate the partition function either analytically [14] or also with the virial expansion [14, 15, 16]. We also find agreement within errors with hadronic models [34], but our melting temperatures come out systematically higher than estimates using lattice [4, 32]. In addition, our melting curves lie, as expected, above the chemical freeze out temperature that has been estimated from p_{\perp} spectra at RHIC [31].

Finally, in order to have a more realistic description of the high momentum part of the virial integrals, we have used a unitarized version of ChPT that extends its applicability up to ~ 1.2 GeV, and of HBChPT that generates the $\Delta(1232)$ resonance. It also allows to describe correctly the decay widths of the lightest resonances, which are the most abundant of the “heavier hadrons” that we had approximated as free components. We have found that our results are rather stable, within uncertainties, to this changes at $\mu_B = 0$, but that these effects could produce a further decrease of the melting temperatures of ~ 10 MeV for higher chemical potentials.

In conclusion, we have presented a model independent and systematic study of the chiral condensate evolution with temperature and chemical potential, by means of the virial expansion and Chiral Perturbation Theory. The highlights of this approach with respect to other fundamental approaches like QCD on the lattice are: the use of physical masses for the hadrons, the good control of the hadron mass dependence on quark masses, and the simple implementation of the baryon chemical potential. We hope that our results could serve as a guideline for future works in hadronic models and also on the lattice, in order to understand the phase diagram of QCD.

NOTE ADDED

After submitting to publication this work, we became aware of a recent lattice article [38], contested in [39], where they obtain at $\mu_B = 0$, a $T_c = 192(7)(4)$ MeV, somewhat higher than all other lattice results we are aware of, and in fairly good agreement with the ChPT results [14, 15, 16] and here.

ACKNOWLEDGMENTS

Research partially funded by Spanish CICYT contracts FPA2005-02327, as well as Banco Santander/Complutense contract PR27/05-13955-BSCH. J.R.P. research is also partially funded by CICYT contract BFM2003-00856 and is part of the EU integrated infrastructure initiative HADRONPHYSICS PROJECT, under contract RII3-CT-2004-506078. R.G.M research is supported by a Doctoral Complutense fellowship.

-
- [1] E. B. Gregory, S. H. Guo, H. Kroger and X. Q. Luo, Phys. Rev. D **62**, 054508 (2000) Z. Fodor and S. D. Katz, JHEP **0203**, 014 (2002) C. R. Allton *et al.*, Phys. Rev. D **66**, 074507 (2002) P. de Forcrand and O. Philipsen, Nucl. Phys. B **673**, 170 (2003)
- [2] P. de Forcrand and O. Philipsen, Nucl. Phys. B **642**, 290 (2002)
- [3] C. R. Allton, *et al.* Phys. Rev. D **68**, 014507 (2003)
- [4] Z. Fodor and S. D. Katz, JHEP **0404**, 050 (2004)
- [5] S. Muroya, A. Nakamura, C. Nonaka and T. Takaishi, Prog. Theor. Phys. **110**, 615 (2003)
- [6] S. Weinberg, Physica A96, (1979) 327.
- [7] J. Gasser and H. Leutwyler, Ann. Phys. 158, (1984) 142.
- [8] J. Gasser and H. Leutwyler, Nucl. Phys. B250, (1985) 465,517,539.
- [9] A. Dobado, A. Gómez Nicola, A. L. Maroto and J. R. Peláez, *Effective Lagrangians for the Standard Model*, Texts and Monographs in Physics. ed: Springer Verlag, Berlin Heidelberg New York (1997). A. Pich, Rept.Prog.Phys.58 (1995),563 610. U.G. Meißner, Rept.Prog.Phys.56 (1993),903 996.
- [10] E. Jenkins and A. V. Manohar, Phys. Lett. B **255**, 558 (1991). V. Bernard, N. Kaiser and U. G. Meissner, Int. J. Mod. Phys. E **4**, 193 (1995)
- [11] G.M. Welke, R. Venugopalan and M. Prakash, Phys. Lett. B245(1990) 137. V.L. Eletsky, J. I. Kapusta and R. Venugopalan, Phys. Rev. D48 (1993)4398.
- [12] R. Venugopalan, M. Prakash, Nucl. Phys. A546 (1992)718.
- [13] R. Dashen, S. Ma, H.J. Bernstein, Phys. Rev. 187 (1969) 187.
- [14] P. Gerber and H. Leutwyler, Nucl. Phys. B321 (1989) 387.
- [15] A. Dobado and J. R. Peláez, Phys. Rev. D **59**, 034004 (1999)
- [16] J. R. Peláez, Phys. Rev. D **66**, 096007 (2002)
- [17] J. Bijnens, G. Colangelo and J. Gasser, Nucl. Phys. B427, (1994) 427.
- [18] A. Gomez Nicola and J. R. Peláez, Phys. Rev. D **65**, 054009 (2002)
- [19] M. Jamin, Phys. Lett. B538 (2002) 71.
- [20] A. Gomez Nicola, J. Nieves, J. R. Peláez and E. Ruiz Arriola, Phys. Lett. B **486**, 77 (2000) Phys. Rev. D **69**, 076007 (2004)
- [21] M. Mojzis, Eur. Phys. J. C **2**, 181 (1998) G. Ecker and M. Mojzis, Phys. Lett. B **365**, 312 (1996)
- [22] N. Fettes, U. G. Meissner and S. Steininger, Nucl. Phys. A **640**, 199 (1998)
- [23] A. Gomez Nicola and J. R. Peláez, Phys. Rev. D **62**, 017502 (2000)
- [24] N. Fettes and U. G. Meissner, Nucl. Phys. A **676**, 311 (2000)
- [25] T. Becher and H. Leutwyler, Eur. Phys. J. C **9** (1999) 643
- [26] U. G. Meissner, PoS **LAT2005** (2006) 009. [arXiv:hep-lat/0509029].
- [27] J.I.Kapusta, *Finite-temperature field theory* (Cambridge University Press, 1989).
- [28] M. Lutz, B. Friman and C. Appel, Phys. Lett. B **474**, 7 (2000) [arXiv:nucl-th/9907078].
- [29] A. Nyffeler, Z. Phys. C **60**, 159 (1993).
- [30] A. Tawfik and D. Toublan, Phys. Lett. B **623**, 48 (2005)
- [31] W. Broniowski and W. Florkowski, Phys. Rev. Lett. **87**, 272302 (2001) Acta Phys. Polon. B **33**, 1935 (2002)
- [32] A. Tawfik, J. Phys. G **31** (2005) S1105
- [33] S. Steininger, U. G. Meissner and N. Fettes, JHEP **9809**, 008 (1998)
- [34] D. Toublan and J. B. Kogut, Phys. Lett. B **605** (2005) 129
- [35] T. N. Truong, Phys. Rev. Lett. **61**, 2526 (1988). A. Dobado, M. J. Herrero and T. N. Truong, Phys. Lett. B **235**, 134 (1990). A. Dobado and J. R. Peláez, Phys. Rev. D **47**, 4883 (1993) Phys. Rev. D **56**, 3057 (1997)
- [36] J. A. Oller, E. Oset and J. R. Peláez, Phys. Rev. Lett. **80**, 3452 (1998) Phys. Rev. D **59**, 074001 (1999) [Erratum-ibid. D **60**, 099906 (1999)] F. Guerrero and J. A. Oller, Nucl. Phys. B **537**, 459 (1999) [Erratum-ibid. B **602**, 641 (2001)]
- [37] J. R. Peláez, Mod. Phys. Lett. A **19**, 2879 (2004)
- [38] M. Cheng *et al.*, Phys. Rev. D **74**, 054507 (2006) [arXiv:hep-lat/0608013].
- [39] Y. Aoki, Z. Fodor, S. D. Katz and K. K. Szabo, arXiv:hep-lat/0609068.