

Tau Neutrino Astronomy in GeV Energies

H. Athar,^{1,2,*} Fei-Fan Lee,^{2,†} and Guey-Lin Lin^{2,‡}

¹Physics Division, National Center for Theoretical Sciences, Hsinchu 300, Taiwan

²Institute of Physics, National Chiao-Tung University, Hsinchu 300, Taiwan

(Dated: December 2, 2024)

We point out the opportunity of tau neutrino astronomy for neutrino energies of the order 10 to 10^3 GeV's. In this energy range, it is demonstrated that the flavor dependence in the background atmospheric neutrino flux leads to drastically different prospects between the observation of astrophysical muon neutrinos and that of astrophysical tau neutrinos. Taking the galactic-plane neutrino flux as the targeted astrophysical source, we found that the galactic-plane tau neutrino flux dominates over the atmospheric tau neutrino flux for neutrino energies beyond 10 GeV. Hence the galactic-plane can in principle be seen through tau neutrinos with energies greater than 10 GeV. In a sharp contrast, the galactic-plane muon neutrino flux is overwhelmed by its atmospheric background until the energy of 10^6 GeV.

PACS numbers: 98.38.-j, 13.85.Tp, 14.60.Pq

One of the main motivations for the current extra-terrestrial neutrino astronomy is to obtain the first evidence of tau neutrinos above the well known atmospheric neutrino background [1]. The intrinsic fluxes of astrophysical tau neutrinos are generally suppressed compared to those of ν_e and ν_μ . This flux-hierarchy is due to the production process for the astrophysical neutrinos: $p(\gamma) + p \rightarrow \text{hadrons} \rightarrow \nu + X$. Since the heavy hadrons that decay into tau neutrinos are not produced as copiously as the light hadrons in the above collisions, the tau neutrino flux is therefore suppressed. However, due to the neutrino mixing suggested by the high-statistics Super-Kamiokande (SKK) data, a non-negligible ν_τ flux is expected to reach the Earth. A recent SKK analysis of the atmospheric neutrino data implies [2]

$$\delta m^2 = (1.9 - 3.0) \cdot 10^{-3} \text{ eV}^2, \quad \sin^2 2\theta > 0.9. \quad (1)$$

This is a 90% C.L. range with the best fit values given by $\delta m^2 = 2.4 \cdot 10^{-3} \text{ eV}^2$ and $\sin^2 2\theta = 1$ respectively.

We note that the tau neutrinos resulting from the above $\nu_\mu \rightarrow \nu_\tau$ oscillations are identified only on the statistical basis (rather than on the event by event basis) [3]. On the other hand, the total number of observed non-tau neutrinos from various detectors are already greater than 10^4 with energies ranging from 10^{-1} GeV to 10^3 GeV [4]. It is essential to develop efficient techniques for identifying tau neutrinos.

There are two important reasons for observing ν_τ . First, seeing ν_τ confirms the $\nu_\mu \rightarrow \nu_\tau$ oscillation interpretation for the atmospheric neutrino data. Second, since the atmospheric ν_τ flux is generally suppressed compared to the atmospheric ν_μ flux, the observation of astrophysical ν_τ suffers much less background than in the

ν_μ case. In this *letter*, we address the second point with galactic-plane tau neutrinos as our illustrating astrophysical source. The idea for such an investigation has appeared earlier in Ref. [5].

In the context of two neutrino flavors, ν_μ and ν_τ , the total tau neutrino flux arriving at the detector on Earth is

$$\phi_{\nu_\tau}^{\text{tot}}(E) = P(E) \cdot \phi_{\nu_\mu}(E) + (1 - P(E)) \cdot \phi_{\nu_\tau}(E), \quad (2)$$

where $P \equiv P(\nu_\mu \rightarrow \nu_\tau) = \sin^2 2\theta \cdot \sin^2(L/L_{\text{osc}})$ with the neutrino oscillation length given by $L_{\text{osc}} = 4E/\delta m^2$.

Galactic-plane neutrino flux.— One calculates the intrinsic galactic-plane ν_μ and ν_τ fluxes by considering the collisions of incident cosmic-ray proton with the interstellar medium. The fluxes are given by

$$\phi_\nu(E) = \int_E^\infty dE_p \phi_p(E_p) f(E_p) \frac{1}{\sigma_{pp}(E_p)} \frac{d\sigma_{pp \rightarrow \nu+Y}}{dE}, \quad (3)$$

where E_p is the energy of incident cosmic-ray proton, σ_{pp} is the total inelastic cross section for the pp scattering, $f(E_p) \equiv R/\lambda_{pp}(E_p)$ with R the typical distance in the galaxy along the galactic plane, which we take as 10 kpc ($1 \text{ pc} \sim 3 \cdot 10^{13} \text{ km}$), and $\lambda_{pp} \equiv (n_p \sigma_{pp}(E_p))^{-1}$ is the pp interaction length. The primary cosmic-ray proton flux, $\phi_p(E_p) \equiv dN_p/dE_p$, is given by [6]

$$\phi_p(E_p) = 1.49 \cdot \left(E_p + 2.15 \cdot \exp(-0.21\sqrt{E_p}) \right)^{-2.74}, \quad (4)$$

in units of $\text{cm}^{-2}\text{s}^{-1}\text{sr}^{-1}\text{GeV}^{-1}$, while the density of the interstellar medium n_p is taken to be 1 proton per cm^3 . The above flux comes from the assumption that the cosmic-ray flux spectrum in the galaxy is a constant and equal to its locally observed value. Finally the neutrino production process $p + p \rightarrow \nu + Y$ is mediated by productions and decays of π , K , and charmed hadrons.

The galactic muon neutrinos mainly come from the two-body π decays and the subsequent three-body muon

*Electronic address: athar@phys.cts.nthu.edu.tw

†Electronic address: u1717117.py87g@nctu.edu.tw

‡Electronic address: glin@cc.nctu.edu.tw

decays. While the decay rates and decay distributions of π and μ are well understood, the differential cross section for $p + p \rightarrow \pi + X$ is model dependent. We adopt the parameterization in [7] for such a cross section, which is obtained by using the accelerator data in the sub-TeV range [8]. We remark that our galactic-plane ν_μ flux is compared well with a previous calculation [9] using PYTHIA [10]. The galactic tau neutrino flux arises from production and decays of D_s mesons. It has been found to be rather suppressed compared to the corresponding muon-neutrino flux [11]. Therefore the total galactic-plane tau neutrino flux, $\phi_{\nu_\tau}^{\text{tot}}(E)$, is dominated by the $\nu_\mu \rightarrow \nu_\tau$ oscillations indicated by the term $P(E) \cdot \phi_{\nu_\mu}(E)$ in Eq. (2). With the best-fit value for the neutrino flavor mixing parameters, we have $\phi_{\nu_\tau}^{\text{tot}} \approx \phi_{\nu_\mu}/2$, neglecting the contribution of ϕ_{ν_τ} .

Atmospheric neutrino flux.— The calculation of total atmospheric tau neutrino flux is more involved. We follow the approach in [7] for computing the flux of intrinsic atmospheric ν_μ which could oscillate into ν_τ . For π -decay contribution, the flux reads:

$$\begin{aligned} \frac{d^2 N_{\nu_\mu}^\pi(E, \xi, X)}{dE dX} &= \int dE_N \int dE_\pi \frac{\Theta(E_\pi - \frac{E}{1-\gamma_\pi})}{d_\pi E_\pi (1-\gamma_\pi)} \\ &\times \int_0^X \frac{dX'}{\lambda_N} P_\pi(E_\pi, X, X') \\ &\times \frac{1}{E_\pi} F_{N\pi}(E_\pi, E_N) \\ &\times \exp\left(-\frac{X'}{\Lambda_N}\right) \phi_N(E_N), \end{aligned} \quad (5)$$

where E is the neutrino energy, ξ is the zenith angle in the direction of incident cosmic-ray nucleons, $\gamma_\pi = m_\mu^2/m_\pi^2$, d_π is the pion decay length in units of g/cm², λ_N is the nucleon interaction length while Λ_N is the corresponding nucleon attenuation length, and $\phi_N(E_N)$ is the primary cosmic-ray spectrum. We only consider the proton component of ϕ_N , which is given by Eq. (4). We take $\lambda_N = 86$ g/cm² and $\Lambda_N = 120$ g/cm² [8]. The function $P_\pi(E_\pi, X, X')$ is the probability that a charged pion produced at the slant depth X' (g/cm²) survives to the depth X ($> X'$), $F_{N\pi}(E_\pi, E_N)$ is the normalized inclusive cross section for $N + \text{air} \rightarrow \pi^\pm + Y$ given in Ref. [7]. The kaon contribution to the atmospheric ν_μ flux has the same form as Eq. (5) with an inclusion of the branching ratio $B(K \rightarrow \mu\nu) = 0.635$ and appropriate replacements in kinematic factors and the normalized inclusive cross section. We remark that the current approach neglects the 3-body muon-decay contribution to the ν_μ flux. This is a good approximation for $E > 10$ GeV [7]. The relevance of muon-decay contribution for $1 \leq E/\text{GeV} \leq 10$ will be commented later.

We stress that π and K decays are not the only sources for atmospheric ν_μ flux. For $E > 10^6$ GeV, charm-decay contributions becomes more important than those of π and K decays. Such contributions are calculable using

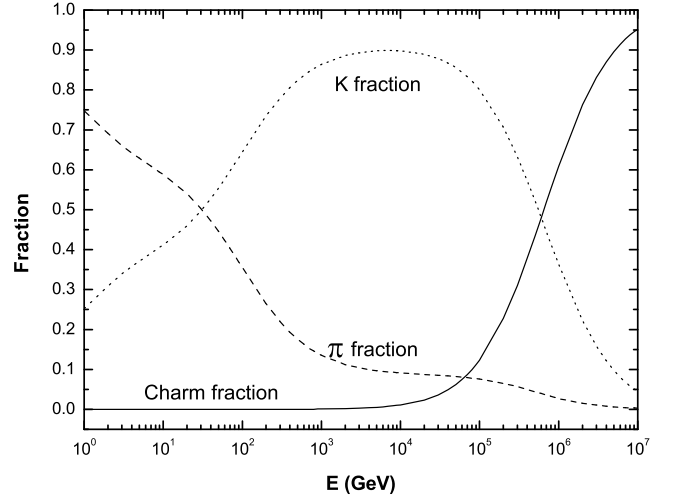


FIG. 1: The fraction of contributions by π , K , and charm decays to the overall downward going ν_μ flux as a function of the neutrino energy.

perturbative QCD [12]. We write the flux as

$$\frac{d^2 N_{\nu_\mu}^c(E, X)}{dE dX} = \sum_H \frac{Z_{pH} Z_{H\nu_\mu}}{1 - Z_{pp}(E)} \cdot \frac{\exp(-X/\Lambda_p) \phi_p(E)}{\Lambda_p}, \quad (6)$$

where H stands for D^\pm , D^0 , D_s and Λ_c hadrons, and the Z moments on the RHS of the equation are defined by

$$Z_{ij}(E_j) \equiv \int_{E_j}^{\infty} dE_i \frac{\phi_i(E_i)}{\phi_i(E_j)} \frac{\lambda_i(E_j)}{\lambda_i(E_i)} \frac{dn_{iA \rightarrow jY}(E_i, E_j)}{dE_j}, \quad (7)$$

with $dn_{iA \rightarrow jY}(E_i, E_j) \equiv d\sigma_{iA \rightarrow jY}(E_i, E_j)/\sigma_{iA}(E_i)$. In the decay process, the scattering length λ_i is replaced by the decay length d_i while $dn_{iA \rightarrow jY}(E_i, E_j)$ is replaced by $d\Gamma_{i \rightarrow jY}(E_i, E_j)/\Gamma_i(E_i)$. We note that this part of atmospheric ν_μ flux is isotropic, unlike the components from π and K decays. Such a difference is attributed to the lifetime difference between charm and $\pi(K)$ mesons. The former decays into neutrinos before interacting in the atmosphere. Hence the depth of the atmosphere does not affect the resulting neutrino spectrum. Concerning various Z moments, we take $Z_{pp} \equiv 1 - \lambda_p/\Lambda_p$ as an energy-independent constant. With previously given values for λ_p and Λ_p , we have $Z_{pp} = 0.28$. To determine Z_{pH} , it is necessary to calculate $d\sigma_{pA \rightarrow HY}(E_p, E_H)/dE_H$. The next-to-leading order (NLO) perturbative QCD [13, 14] is employed to calculate the differential cross section of $pA \rightarrow c\bar{c}$, and an appropriate probability factor is appended to account for each fragmentation process $c \rightarrow H$ [12]. Finally the decay moments $Z_{H\nu_\mu}$ are calculated by using charmed-hadron decay distributions given in Refs. [15, 16].

We show the relative contributions by π , K , and charm decays to the overall ν_μ flux in Fig. 1. This is an extension to the Fig. 3 of Ref. [7] where only π and K contributions

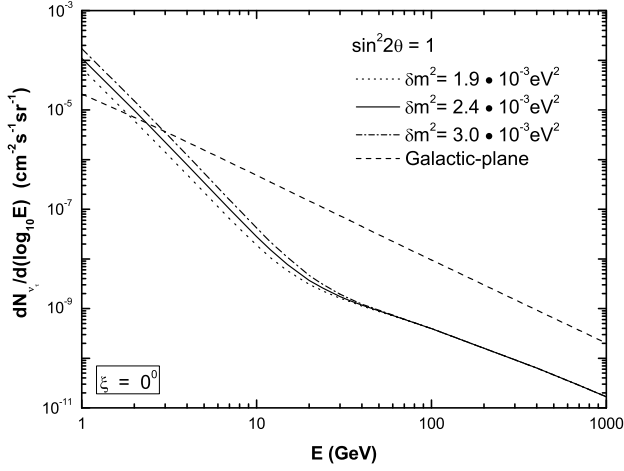


FIG. 2: The comparison of the galactic-plane and the downward going atmospheric ν_τ fluxes in the presence of neutrino oscillations as a function of the neutrino energy. For $\delta m^2 = 2.4 \cdot 10^{-3} \text{ eV}^2$, both fluxes cross at $E = 2.3 \text{ GeV}$.

are compared. It is easily seen that π decays dominates for $1 \leq E/\text{GeV} \leq 10$, while K decays dominates between 10^3 and 10^5 GeV . The fraction of charm-decay contribution rises rapidly at $E \geq 10^5 \text{ GeV}$ and becomes dominant for $E > 10^6 \text{ GeV}$. In this energy range, both π and K lose large fractions of their energies before decaying into neutrinos.

Additionally, the intrinsic atmospheric ν_τ flux is also required to completely determine the total atmospheric ν_τ flux. This flux is also calculable using perturbative QCD [17] since τ neutrino arises from D_s decays. The flux is written as Eq. (6) with Z_{pH} replaced by Z_{pD_s} and $Z_{H\nu_\tau}$ replaced by $Z_{D_s\nu_\tau}$. We note that $Z_{D_s\nu_\tau}$ contains two contributions. One arises from the decay $D_s \rightarrow \nu_\tau \tau$, the other follows from the subsequent tau-lepton decay, $\tau \rightarrow \nu_\tau + X$. The latter contribution is calculated using the decay distributions of the decay modes $\tau \rightarrow \nu_\tau \rho$, $\tau \rightarrow \nu_\tau \pi$, $\tau \rightarrow \nu_\tau a_1$ [17, 18], and $\tau \rightarrow \nu_\tau l \nu_l$ [8, 16]. We calculate the total atmospheric ν_τ flux by applying Eq. (2) with $\phi_{\nu_{\mu,\tau}}(E)$ given by $d^2 N_{\nu_{\mu,\tau}}(E, X)/dE dX$ and integrating over the slant depth X . The oscillation probability $P(\nu_\mu \rightarrow \nu_\tau)$ is calculated using the relation $X = X_0 \exp(-L \cos \xi / h_0) / \cos \xi$, which is valid for $\xi < 70^\circ$ [19], with $X_0 = 1030 \text{ g/cm}^2$, $h_0 = 6.4 \text{ km}$, and L the linear distance from the neutrino production point to the detector on Earth.

The comparison.— The comparison of the galactic-plane and the downward going atmospheric ν_τ flux is given in Fig. 2 (we plot $dN_\nu/d(\log_{10} E)$ in stead of dN_ν/dE). The former flux clearly *dominates* the latter for $E \geq 10 \text{ GeV}$, whereas the two fluxes cross at $E = 2.3 \text{ GeV}$ for $\delta m^2 = 2.4 \cdot 10^{-3} \text{ eV}^2$. This comparison is subject to the uncertainty of galactic-plane ν_τ flux by the choices of the density n_p and the distance R mentioned before. One can see that the atmospheric ν_τ flux

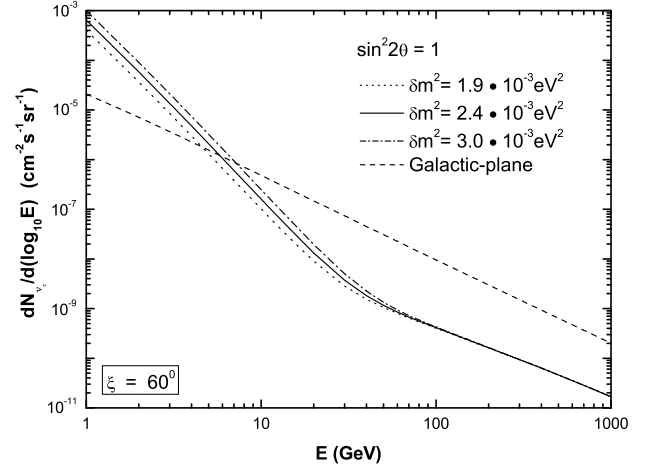


FIG. 3: The comparison of the galactic-plane ν_τ flux and the atmospheric ν_τ flux coming in the zenith angle $\xi = 60^\circ$ as a function the neutrino energy. For $\delta m^2 = 2.4 \cdot 10^{-3} \text{ eV}^2$, both fluxes cross at $E = 6.0 \text{ GeV}$.

is sensitive to the value of δm^2 for $E \leq 20 \text{ GeV}$. Furthermore, a change of slope occurs for the atmospheric ν_τ flux at $E \approx 20 \text{ GeV}$. Beyond this energy, the slope of atmospheric ν_τ flux is identical to that of galactic-plane ν_τ flux. For $E > 20 \text{ GeV}$, the atmospheric ν_τ flux is intrinsic, i.e., coming from D_s decays, whereas the galactic-plane ν_τ flux arises from the oscillation of ν_μ , which is produced mainly by π decays. In both cases, the hadrons decay before interacting with the medium. Such a feature dictates the slope of the outgoing neutrino flux. Below 20 GeV , however, the atmospheric ν_τ flux predominantly comes from the ν_μ oscillations, i.e., $\phi_{\nu_\tau}^{\text{tot}}(E) \approx \phi_{\nu_\mu}(E) \cdot \sin^2 2\theta \cdot \sin^2(L/L_{\text{osc}})$ following Eq. (2). Since $L_{\text{osc}} \equiv 4E/\delta m^2 \approx 330 \text{ km}$ for $E = 1 \text{ GeV}$ and $\delta m^2 = 2.4 \cdot 10^{-3} \text{ eV}^2$, we approximate $\sin^2(L/L_{\text{osc}})$ with $(L/L_{\text{osc}})^2$ so that $\phi_{\nu_\tau}^{\text{tot}}(E) \sim \phi_{\nu_\mu}(E)E^{-2}$. Because the neutrino oscillation effect steepens the ϕ_{ν_τ} spectrum for $E \leq 20 \text{ GeV}$, the slope change of ϕ_{ν_τ} at $E \approx 20 \text{ GeV}$ is significant.

We have also worked out the comparison of galactic-plane and atmospheric ν_τ fluxes for other zenith angles. In Fig. 3, we show the comparison for the zenith angle $\xi = 60^\circ$. For $\delta m^2 = 2.4 \cdot 10^{-3} \text{ eV}^2$, the crossing of galactic-plane and atmospheric ν_τ fluxes occurs at $E = 6.0 \text{ GeV}$. Essentially, the atmospheric ν_τ flux increases with the zenith angle ξ while the galactic-plane ν_τ flux stays unchanged. Two key factors determine the angular behavior of the former flux. First, the atmosphere depth is larger for $\xi = 60^\circ$ compared to the downward direction. Second, the atmospheric muon neutrinos are produced more far away from the ground detector in this angle, implying a larger $\nu_\mu \rightarrow \nu_\tau$ oscillation probability. We found that, for $E = 10 \text{ GeV}$, the downward going muon neutrinos are produced on average about 13 km from the ground detector. At $\xi = 60^\circ$, the above dis-

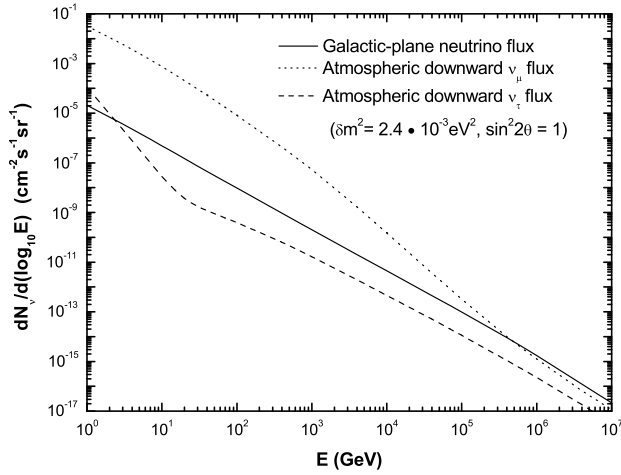


FIG. 4: An illustrative comparison of downward going atmospheric ν_μ and ν_τ fluxes and the corresponding galactic-plane neutrino fluxes in the presence of neutrino oscillations. The galactic-plane and the atmospheric ν_μ fluxes cross at $E = 5 \cdot 10^5$ GeV.

tance increases to 34 km. We have limited our studies in the angular range $\xi < 70^\circ$. For such zenith angles, the curvature of the Earth can be neglected and the angular dependence of the neutrino flux can be easily calculated [19]. Moreover, from the phenomenological point of view, a larger ξ only implies a larger atmospheric tau neutrino background while our focus is on the observation of astrophysical tau neutrinos.

We have so far neglected the 3-body muon decay contribution to the atmospheric ν_μ flux. As mentioned earlier, this contribution is relevant for $1 \leq E/\text{GeV} \leq 10$. The ratio of this contribution to the total atmospheric ν_μ flux is available in the literature [16, 19]. For $\cos \xi = 0.4$ ($\xi = 66^\circ$), $E = 1$ GeV, the ratio is about 50%. It drops to 30% at $E = 10$ GeV with the same ξ [16]. This ratio is not very sensitive to the zenith angle ξ . The error due to neglecting this contribution propagates to the determination of atmospheric ν_τ flux by the neutrino oscillation effect. Numerically, this error is comparable to the uncertainty of ν_τ flux due to the uncertainty of δm^2 , as $\phi_{\nu_\tau}^{\text{tot}}(E) \approx \phi_{\nu_\mu}(E) \cdot \sin^2 2\theta \cdot (\delta m^2 \cdot L/4E)^2$.

Conclusions.— The results in Figs. 2 and 3 indicate opportunities for the tau neutrino astronomy in GeV energies for incident zenith angles $0^\circ \leq \xi \leq 60^\circ$. The galactic-plane tau neutrino flux dominates the atmospheric tau neutrino background until a few GeV's. Furthermore, for $E \leq 20$ GeV, the former flux has a rather different slope from that of the latter. This is an important criterion for distinguishing the two fluxes, particularly given that the normalization of the galactic-plane tau neutrino flux is still uncertain. We point out that the dominance of galactic-plane tau neutrino flux over its atmospheric background in GeV energies is unique among all neutrino flavors. This is depicted in Fig. 4. Due to

neutrino oscillations, the total galactic ν_τ flux is identical to that of galactic ν_μ . However, the atmospheric ν_μ flux is much greater than the flux of atmospheric ν_τ . As a result, in the presence of neutrino oscillations, the crossing point for galactic-plane and atmospheric ν_μ fluxes is pushed up to $5 \cdot 10^5$ GeV, which is drastically different from the tau neutrino case.

We have estimated the galactic-plane tau neutrino induced shower event rate N_{ν_τ} for one Mega ton class of detectors. It is obtained by convolving the total galactic-plane tau neutrino flux shown in Fig. 4 with the charged-current $\nu_\tau N$ interaction cross section (using the CTEQ6 parton distribution functions [20]). It is found that N_{ν_τ} can be 4.5 (7.5) for $E > 10$ GeV with a data taking period of 3 (5) years.

Acknowledgements.— H.A. thanks Physics Division of NCTS for support. F.F.L and G.L.L. are supported by the National Science Council of Taiwan under the grant number NSC92-2112-M-009-038.

-
- [1] For a recent brief review article, see, H. Athar, Chin. J. Phys. **42**, 1 (2004).
 - [2] Y. Ashie *et al.* [Super-Kamiokande Collaboration], arXiv:hep-ex/0404034.
 - [3] See, for instance, plenary talk given by Y. Suzuki at 28th Intl. Cosmic Ray Conf. (ICRC 2003), Tokyo, Japan, 31 July – 07 August, 2003.
 - [4] T. Kajita and Y. Totsuka, Rev. Mod. Phys. **73**, 85 (2001). For a recent discussion of upcoming astrophysical neutrino telescopes, see, A. B. McDonald *et al.*, Rev. Sci. Instrum. **75**, 293 (2004).
 - [5] H. Athar, Mod. Phys. Lett. A **19**, 1171 (2004).
 - [6] T. K. Gaisser and M. Honda, Ann. Rev. Nucl. Part. Sci. **52**, 153 (2002).
 - [7] T. K. Gaisser, Astropart. Phys. **16**, 285 (2002).
 - [8] *Cosmic Rays and Particle Physics*, T. K. Gaisser, Cambridge University Press (1992).
 - [9] G. Ingelman and M. Thunman, arXiv:hep-ph/9604286.
 - [10] T. Sjöstrand, Comput. Phys. Commun. **82**, 74 (1994).
 - [11] H. Athar, K. Cheung, G.-L. Lin, and J.-J. Tseng, Astropart. Phys. **18**, 581 (2003).
 - [12] L. Pasquali, M. H. Reno, and I. Sarcevic, Phys. Rev. D **59**, 034020 (1999).
 - [13] P. Nason, S. Dawson and R. K. Ellis, Nucl. Phys. B **327**, 49 (1989) [Erratum-*ibid.*, B **335**, 260 (1990)].
 - [14] M. Mangano, P. Nason, and G. Ridolfi, Nucl. Phys. **B373**, 295 (1992).
 - [15] E. V. Bugaev *et al.*, Nuovo Cimento C **15**, 401 (1992).
 - [16] P. Lipari, Astropart. Phys. **1**, 195 (1993).
 - [17] L. Pasquali and M. H. Reno, Phys. Rev. D **59**, 093003 (1999).
 - [18] Bing An Li, Phys. Rev. D **52**, 5165 (1995).
 - [19] T. K. Gaisser and T. Stanev, Phys. Rev. D **57**, 1977 (1998).
 - [20] S. Kretzer *et al.*, Phys. Rev. D **69**, 114005 (2004).