

## POWER-LIKE ABUNDANCE OF ELEMENTS IN UNIVERSE

G.WILK

*The Andrzej Soltan Institute for Nuclear Studies; Hoża 69; 00-689 Warsaw,  
Poland*

*E-mail: wilk@fuw.edu.pl*

Z.WŁODARCZYK

*Institute of Physics, Świętokrzyska Academy; Konopnickiej 15; 25-405 Kielce,  
Poland*

*E-mail: wlod@pu.kielce.pl*

The apparently observed power-like abundance of elements in Universe is discussed in more detail with special emphasis put on the strangelets.

### 1. Introduction

We would like to bring ones attention to the apparently not so well know fact that the abundance of all known elements in the Universe follow the characteristic (and so far unexplained) power law dependence as is clearly demonstrated in Fig. 1 <sup>a</sup>. Between the heaviest atomic elements and neutron stars (which can also be regarded as a kind of "element") lies then a vast unpopulated "nuclear desert". We would like to propose that actually this "nuclear desert" can be populated by nuggets of the Strange Quark Matter (QSM) called *strangelets* which, according to our estimations <sup>2,3</sup>, follow the  $A^{-7.5}$  power-like dependence indicated in Fig. 1. Referring to our works <sup>2,3</sup> for details we would like to mention only here that all known candidates for strangelets <sup>4</sup> fit very nicely to the expected behaviour of such objects (cf. Fig. 4 in <sup>3</sup>). In order to solve the apparent contradiction that, although strangelets seem to follow the normal nuclear  $A$ -dependence of sizes, i.e.,  $r_S = r_0 A^{1/3}$  (with  $r_0 \sim 1.2 \text{ fm}^2$ ), nevertheless they do occur deeply in the atmosphere, we have proposed <sup>2</sup> the following scenario: strangelets entering the atmosphere of Earth are big, with atomic number

<sup>a</sup>Consecutive steps of histogram in Fig. 1 denote the following nuclei: Ne, (Mg, Si), S, (K, Ca), Fe, (Cu, Zn), (Kr, Sr, Zr), (Te, Xe, Ba), (Rare earths), (Os, Ir,Pt, Pb).

2

$A$  of the order of  $A = 1000 \div 2000$ . Being rather "big bags" of quarks than normal nuclei they do not, however, disintegrate during the consecutive interactions with the atmospheric nuclei but simply become smaller. Only after reaching some critical size of  $A_{crit} = 200 \div 400$  they do disintegrate into baryons<sup>b</sup>.

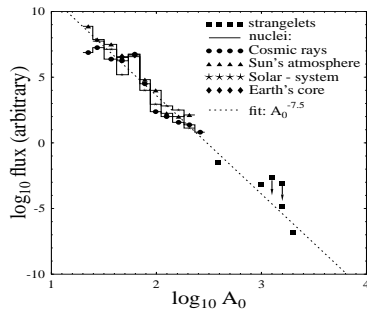


Figure 1. Comparison of the estimated mass spectrum  $N(A_0)$  for strangelets with the known abundance of elements in the Universe<sup>1</sup>.

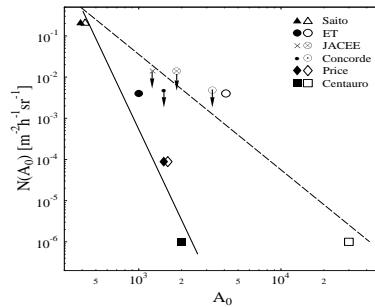


Figure 2. The estimation of the expected flux of strangelets on the border of atmosphere,  $N(A_0)$ , as a function of their mass number. See<sup>2</sup> for further details.

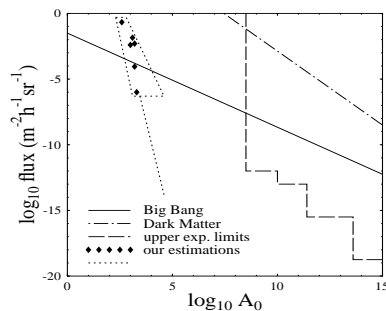


Figure 3. The expected flux (our results<sup>3</sup>) of strangelets compared with the upper experimental limits, compiled by Price<sup>5</sup>, and predicted astrophysical limits.

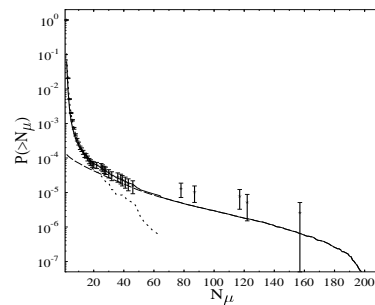


Figure 4. Integral multiplicity distribution of muons for the CosmoLEP data (stars) compared with contributions from "normal" composition of primary nuclei (dotted line), with primary strangelets of  $A = 400$  (broken line) and their sum (full line)<sup>7</sup>.

Such scenario allows to estimate the flux of strangelets reaching our

<sup>b</sup>It is quite plausible that the famous *Centauro* events are caused by precisely such mechanism, see<sup>6</sup> for details.

atmosphere, cf. Fig. 2, and to compare it with some other cosmological estimations, see Fig. 3<sup>c</sup>. We would like to stress here that with the flux of strangelets estimated in this way we were able to fit data on distribution of muons obtained by ALEPH detector at the CosmoLEP experiment (see Fig. 4 and 7 for details) (and it should be stressed that only in our approach can one fit the last 5 events in Fig. 5 with unexpectedly large multiplicities  $N_\mu$  (up to 150) which cannot be explained, even assuming pure iron primaries)<sup>d</sup>. The above results clearly demonstrated the plausibility of our supposition expressed in Fig. 1, namely that it is quite possible that the power-law found when discussing the abundance of known elements in the Universe<sup>1</sup> is followed by the nuggets of SQM, strangelets, signals of which are accumulating<sup>4,6,3</sup>. The  $A^{-7.5}$  dependence found (and in general, the reason for such power law to show up) is, to our knowledge, yet unexplained. We would like to mention here a very simple reasoning leading to such behaviour. Let us consider an object (nucleus or strangelet) carrying mass number  $A_i$ , which absorbs neutrons with probability  $W = \Phi\sigma = A_i v\sigma$ . In time  $t$  it travels distance  $L = vt$ . If absorptions of neutrons proceeds with cross section  $\sigma$  and density of neutrons is  $n$ , then the increment of mass is  $\partial A_i = nA_i L\sigma\partial t/t$ . For the  $i$ -th such object

$$\frac{\partial A_i}{A_i} = \alpha \cdot \frac{\partial t}{t} \implies A_i(t) = m \left( \frac{t}{t_i} \right)^\alpha \quad \text{where } \alpha = nL\sigma \quad (1)$$

(where initial condition that  $i$ -th object occurs in time  $t_i$  with mass  $A_i(t_i) = m$  was used). Probability of forming an object of mass  $A_i(t) < A$  is then

$$P(A_i(t) < A) = P\left(t_i > \frac{m^{1/\alpha} \cdot t}{A^{1/\alpha}}\right). \quad (2)$$

Assuming now uniform distribution of occurring of such objects in the system, the probability of adding such object in the unit time interval to the

<sup>c</sup>In Fig. 2 the estimations are provided for two specific realizations of our propositions<sup>2</sup> out of which only one (solid line) results in power-like fit  $\sim A_0^{-7.5}$  shown in Figs. 1 and 3.

<sup>d</sup>To do so we have used the so-called "normal" chemical composition of primaries with 40% protons, 20% helium, 20% CNO mixture, 10% Ne-S mixture, and 10% Fe. It can describe low multiplicity ( $N_\mu \leq 20$ ) region only. Muon multiplicity from strangelet induced showers are very broad. As can be seen, the small amount of strangelets (with the smallest possible mass number  $A = 400$  (the critical mass to be  $A_{crit} = 320$  here)) in the primary flux can accommodate experimental data. Taking into account the registration efficiency for different types of primaries one can estimate the amount of strangelets in the primary cosmic flux. In order to describe the observed rate of high multiplicity events one needs the relative flux of strangelets  $F_S/F_{tot} \simeq 2.4 \cdot 10^{-5}$  (at the same energy per particle).

system is equal to  $P(t_i) = 1/t$  what leads to

$$P\left(t_i > \frac{m^{1/\alpha} \cdot t}{A^{1/\alpha}}\right) = 1 - P\left(t_i \leq \frac{m^{1/\alpha} \cdot t}{A^{1/\alpha}}\right) = 1 - \frac{m^{1/\alpha}}{A^{1/\alpha}}. \quad (3)$$

Using now (2) one can write the probability of forming an object of mass  $A$  in the following form

$$P(A) = \frac{\partial P(A_i(t) < A)}{\partial A} = \frac{m^{1/\alpha}}{1 + 1/\alpha} \cdot A^{-(1+1/\alpha)}. \quad (4)$$

It means that we obtain in this way the following time-independent power-like distribution of abundance of elements,

$$P(A) \propto A^{-\gamma} \quad \text{with} \quad \gamma = 1 + \frac{1}{\alpha} = 1 + \frac{1}{nL\sigma}. \quad (5)$$

In our case  $\gamma = 7.5$  corresponds to  $\alpha = nL\sigma = 0.154$  and this, for the typical value of the cross section entering here,  $\sigma = 30$  mb, gives the thickness of the layer in which our objects are produced equal to  $nL = 5.1 \cdot 10^{24} \text{ cm}^{-2} = 8.5 \text{ g/cm}^2$ . Assuming typical density on neutrons,  $n \approx 10^{20} \text{ cm}^{-3} = 1.6 \cdot 10^{-4} \text{ g/cm}^3$  (and provided that the so-called  $r$ -process nucleosynthesis conditions can be met <sup>8</sup>) it corresponds to a rather thin layer of thickness equal to  $L = 0.5$  km.

### Acknowledgments

One of us (GW) would like to thank the Bogolyubow-Infeld Program (JINR, Dubna) for financial help in attending the XXXII ISMD conference where the above material has been presented.

### References

1. G.B. Zhdanov, *Usp. Fiz. Nauk* **111** (1973) 109 [*Sov. Phys. Uspekhi* **16** (1974) 642].
2. G. Wilk, Z. Włodarczyk, *J. Phys.* **G22** (1996) L105 and *Heavy Ion Phys.* **4** (1996) 395.
3. M. Rybczyński, Z. Włodarczyk and G. Wilk, *Acta Phys. Polon.* **B33** (2002) 277.
4. T. Saito, Y. Hatano, Y. Fukada, *Phys. Rev. Lett.* **65** (1990) 2094; P.B. Price et al., *Phys. Rev.* **D18** (1978) 1382; M. Ichimura et al., *Nuovo Cim.* **A106** (1993) 843.
5. P.B. Price, *Phys. Rev.* **D38** 3813 (1988).
6. G. Wilk, Z. Włodarczyk, *Nucl. Phys. B (Proc. Suppl.)* **52B** 215 (1997).
7. M. Rybczyński, Z. Włodarczyk, G. Wilk, *Nucl. Phys. B (Proc. Suppl.)* **97** 85 (2001).
8. B.S. Meyer, *Ann. Rev. Astron. Astrophys.* **32** (1994) 153.