

Energy loss in high energy heavy ion collisions from the Hydro+Jet model

Tetsufumi Hirano

Physics Department, University of Tokyo, Tokyo 113-0033, Japan

Yasushi Nara

RIKEN BNL Research Center, Brookhaven National Laboratory, Upton, N.Y. 11973, U.S.A.

(Dated: October 26, 2018)

We investigate the effect of energy loss of jets in high energy heavy ion collisions by using a full three-dimensional space-time evolution of a fluid combined with (mini-)jets that are explicitly evolved in space-time. In order to fit the π^0 data for the Au+Au collisions at $\sqrt{s_{NN}} = 130$ GeV, the space-time averaged energy loss $dE/dx(\tau \leq 3 \text{ fm}/c) = 0.36$ GeV/fm is extracted within the model. It is found that most energy loss occurs at the very early time less than 2 fm/c in the QGP phase and that energy loss in the mixed phase is negligible within our parameterization for jet energy loss. This is a consequence of strong expansion of the system.

PACS numbers: 24.85.+p, 25.75.-q, 24.10.Nz

Measurements of high p_T hadrons at the Relativistic Heavy Ion Collider (RHIC) and Large Hadron Collider (LHC) may provide insight into the excited partonic matter, often called a quark gluon plasma (QGP), produced in heavy ion collisions [1]. Because jets have to traverse the excited matter, their spectra should be changed compared to the elementary hadron-hadron data. This energy loss of jets has been proposed as a possible signature of the QGP phase [2]. Over the past year, a lot of work have been devoted to study the propagation of jets through QCD matter [3, 4, 5, 6].

Recently, hadronic transverse momentum distribution in Au + Au collisions at $\sqrt{s_{NN}} = 130$ GeV has been measured at RHIC and found that these spectra show the depletion at high transverse momentum [7]. Comparison of the data with pQCD parton model based calculations [8, 9, 10] and a transport theoretical study [11] shows the indication of energy loss in central Au + Au collisions at RHIC energies. Phenomenological studies [8, 12] suggest that the space-time averaged energy loss yields small values of $dE/dx \sim 0.25\text{--}0.3$ GeV/fm. In addition, jet quenching is found to be the main contribution on the elliptic flow parameter in the large transverse momentum region [13, 14]. Jet energy loss is modeled by modifying the fragmentation functions in pQCD parton model and usually neglecting the dynamical effects.

It might be important to consider dynamical effects on the jet interactions. The effects of the expansion of the system on the energy loss and the azimuthal asymmetry have been studied [13, 15, 16]. Hydrodynamics provides the space-time evolution of thermalized partonic/hadronic matter produced in heavy-ion collisions [17, 18, 19, 20]. Recently, one of the authors (T.H.) developed a fully three-dimensional hydrodynamic model in Cartesian coordinate [21] and also in Bjorken coordinate [19] and, moreover, took into account the picture of the early chemical freeze-out in this model [22]. Hydrodynamic model calculations at the RHIC energies suggest that the lifetime of the pure QGP phase is to be about 4 fm/c and that the mixed phase exists up to 9–10

fm/c [22]. The density of the system drops rapidly due to the longitudinal expansion.

In this Letter, we explore the dynamical effects on the energy loss of jets by taking into account the full 3D space-time evolution of a fluid. The hydrodynamic model is combined with the jets (Hydro + Jet model) which are calculated from the pQCD parton model and explicitly propagated in space-time with fluid elements.

We use full 3D hydrodynamics [19] in which initial parameters are fixed for Au+Au collisions at $\sqrt{s_{NN}} = 130$ GeV [22]. The transverse profile of the initial energy density is assumed to scale with the number of binary collisions [17]. For 5% central collisions, we choose the impact parameter as $b = 2.4$ fm and the maximum initial energy density at the initial time $\tau_0 = 0.6$ fm/c as 33.7 GeV/fm³. These parameters lead us to reproduce transverse momentum spectra of charged hadrons [23] up to 1.0–1.5 GeV/c. It is found that the p_T slope is insensitive to the thermal freeze-out temperature T^{th} when we take into account the early chemical freeze-out [22]. We fix $T^{\text{th}} = 140$ MeV throughout this Letter.

We include hard partons using pQCD parton model,

$$\frac{d\sigma_{\text{jet}}}{dp_T^2 dY_1 dY_2} = K \sum_{a,b} x_1 x_2 f_a(x_1, Q^2) f_b(x_2, Q^2) \frac{d\sigma_{ab}}{dt}, \quad (1)$$

where Y_1 and Y_2 are the rapidities of the scattered partons and x_1 and x_2 are the fractions of momentum of the initial partons. The parton distribution functions $f_a(x, Q^2)$ are taken to be CTEQ5 leading order [24]. We use $Q^2 = p_T^2$ for the evaluation of parton distribution. The minimum momentum transfer $p_{T,\text{min}} = 2.0$ GeV/c is assumed. The summation runs over all parton species and relevant leading order QCD processes

$$q + q' \rightarrow q + q', \quad q + \bar{q} \rightarrow q' + \bar{q}', \quad (2)$$

$$q + \bar{q} \rightarrow g + g, \quad q + g \rightarrow q + g, \quad (3)$$

$$g + g \rightarrow q + \bar{q}, \quad g + g \rightarrow g + g. \quad (4)$$

are included in addition with the initial and final state radiation to simulate the emission of multiple soft gluons.

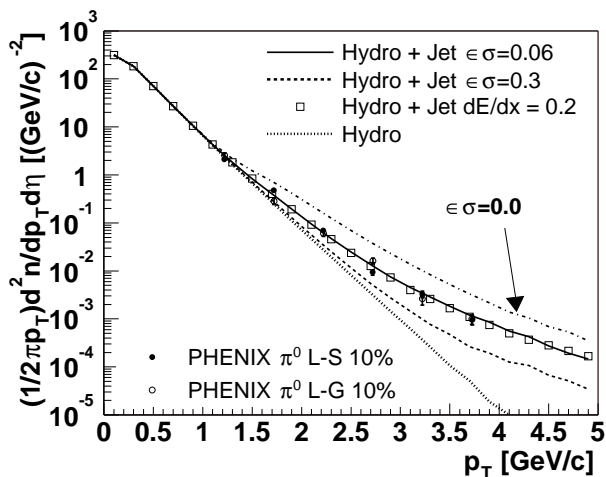


FIG. 1: Comparison of π^0 spectra from hydro + jet with the energy loss parameter $\epsilon\sigma = 0.06$ GeV fm² (solid line), hydro + jet with $\epsilon\sigma = 0.3$ GeV fm² (dashed line), and hydro only (dotted line) for $b = 3.35$ fm to the PHENIX data [7] for centrality of 10%. The result of hydro + jet for $dE/dx = 0.2$ GeV/fm calculation is shown in open squares.

Gaussian primordial transverse momentum k_T distribution with the width of $\langle k_T^2 \rangle = 1$ GeV² is assigned to the shower initiator in the QCD hard $2 \rightarrow 2$ processes. We use PYTHIA 6.2 [25] to simulate each hard scattering in the actual calculation. A factor K is used for the higher order corrections. We chose $K = 2$ to fit the UA1 data of $p\bar{p}$ at $\sqrt{s} = 200$ GeV [26]. In order to convert hard partons into hadrons, we use an independent fragmentation model using PYTHIA after hydro simulations. We have checked that this hadronization model provides good agreement with the transverse spectra of charged hadrons above $p_T = 1$ GeV/c in $p\bar{p}$ data [26].

The number of hard partons is assumed to scale with the number of hard scattering which is estimated by using Woods-Saxon nuclear density. This assumption is consistent with the peripheral Au+Au collision at $\sqrt{s_{NN}} = 130$ GeV [9]. The space coordinate of a parton in longitudinal direction is taken to be $\eta_s = Y$, where $\eta_s = (1/2) \log[(t+z)/(t-z)]$, and Y is a momentum rapidity. The transverse coordinate of a parton is specified by the number of binary collision distribution for two Woods-Saxon distributions. Most hard partons are produced with the formation time of $\sim 1/p_T$ assuming the uncertainty relation. Since the initial time of the hydrodynamical simulation is $\tau_0 = 0.6$ fm/c, partons are assumed to travel freely up to τ_0 . We neglect the nuclear shadowing effect in the present work for simplicity, because it is small at high transverse momentum [8, 12].

We assume that the form of energy loss is simply

$$\frac{dE}{dx} = \epsilon\sigma\rho(\tau, \mathbf{r}), \quad (5)$$

where ϵ is an energy loss per scattering and σ is a parton-parton cross section. From a hydrodynamic sim-

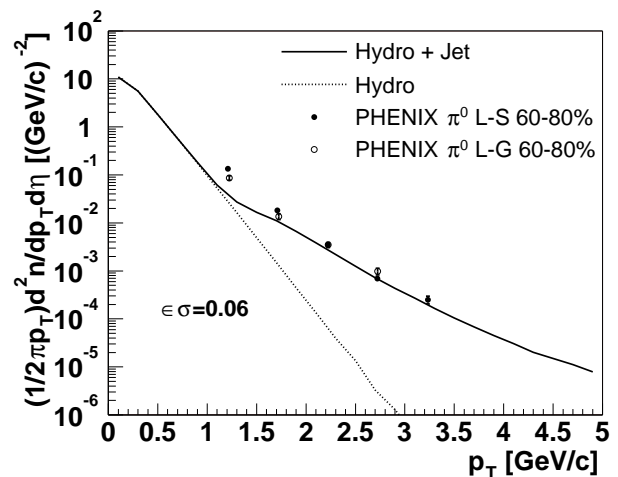


FIG. 2: Comparison of π^0 spectra from hydro + jet (solid line) and hydro only (dotted line) with the energy loss parameter $\epsilon\sigma = 0.06$ GeV fm² and $b = 12.1$ fm to the PHENIX data [7] for peripheral collision (60-80%).

ulation, we obtain the space-time evolution of temperature $T(\tau, \mathbf{r})$. A parton density $\rho(\tau, \mathbf{r})$ in the QGP phase is calculated from $T(\tau, \mathbf{r})$. For the mixed phase at $T = T_c (= 170$ MeV), we put $\rho(\tau, \mathbf{r}) = f_{\text{QGP}}(\tau, \mathbf{r})\rho(T_c)$ where the fraction of the QGP phase in the mixed phase $f_{\text{QGP}}(\tau, \mathbf{r})$ is calculated from energy density $\varepsilon(\tau, \mathbf{r})$ and the maximum and minimum energy densities in the mixed phase ε_{QGP} and ε_{had} as

$$f_{\text{QGP}}(\tau, \mathbf{r}) = \frac{\varepsilon(\tau, \mathbf{r}) - \varepsilon_{\text{had}}}{\varepsilon_{\text{QGP}} - \varepsilon_{\text{had}}}. \quad (6)$$

We assume that the energy loss for a quark jet is half of the energy loss of a gluon [27]. In the present work, we neglect the possible space-time variation of parton-parton cross section and regard the product $\epsilon\sigma$ as an adjustable free parameter in the model. Feedback of the energy to fluid elements is ignored, because we use the relatively small values of energy loss parameter used in the work.

In Fig. 1, the transverse momentum distributions of neutral pions for central 10% Au + Au collisions at $\sqrt{s_{NN}} = 130$ GeV from PHENIX experiment [7] are compared to the results of the hydro + jet model with different energy loss parameters $\epsilon\sigma = 0, 0.06$ and 0.3 GeV fm² together with the hydro result by dotted line. In the calculation, we choose the impact parameter $b = 3.35$ fm for 0–10% central events. The corresponding number of binary collisions is $N_{\text{binary}} = 906$. In order to connect the contribution from jets and a fluid smoothly, low p_T pions from jets are cut by a switch function $\{1 + \tanh[3(p_T - 1.5\text{GeV})]\}/2$ [13]. We reproduce p_T spectrum for π^0 by choosing $\epsilon\sigma = 0.06$ GeV fm², while the result which is not taken into account a energy loss overestimates the neutral pion spectrum. The hydro + jet result for $dE/dx = 0.2$ GeV/fm which is obtained

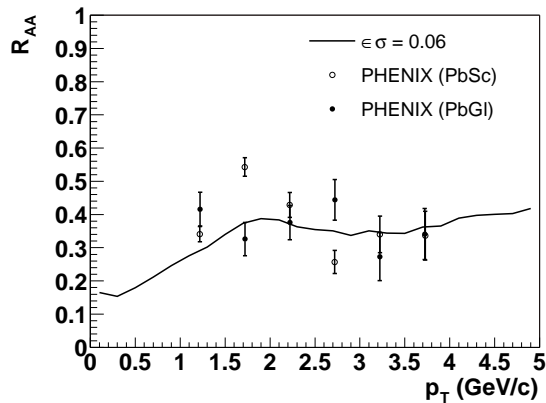


FIG. 3: The ratio R_{AA} for neutral pions in Au+Au collisions with $b = 3.35$ fm. The error bars of the PHENIX data [7] contain the statistical error only.

by neglecting the density dependence in Eq. (5) is also shown in Fig. 1. We note that the hydro + jet result for $\epsilon\sigma = 0.3$ GeV fm² is reproduced by the constant energy loss of $dE/dx = 1.0$ GeV/fm. As shown in Fig. 2, π^0 spectra for peripheral (60-80%) Au + Au collisions [7] can be reproduced only by changing the impact parameter to $b = 12.1$ fm ($N_{\text{binary}} = 20$) and leaving the other parameters. The hydro + jet result in peripheral collisions does not change when energy loss is not included, because the parton density and the volume of the QGP phase are small. On the other hand, the hydro + jet model overpredicts the data without energy loss in the central collisions. The deviation from data in the transverse momentum range below 1.5 GeV/c in the peripheral collisions might be reasonable, because we do not expect that local thermalization is achieved in such a peripheral collision and that hydrodynamics is reliable.

The jet quenching is quantified by the ratio of the particle yield in A+A collisions to the one in p+p collisions scaled up by the number of binary collisions

$$R_{AA} = \frac{d^2N^{A+A}/dp_T d\eta}{N_{\text{binary}} d^2N^{p+p}/dp_T d\eta}. \quad (7)$$

The transverse momentum dependence of R_{AA} can provide information about the mechanism of jet quenching [28]. In Fig. 3, the result from the Hydro+Jet model with $\epsilon\sigma = 0.06$ GeV fm² is compared to the PHENIX data [7]. Our result is almost flat in the range $2 < p_T < 4$ GeV/c.

Let us now turn to the study of the dynamical effects on the jet energy loss. The maximum and the average thermalized parton densities at $\eta_s = 0$ from hydrodynamic simulations are plotted as a function of proper time in the collision of impact parameter $b = 3.35$ (12.1) fm in upper (lower) panel of Fig. 4. As seen in the figures, thermalized parton density drops rapidly due to the strong longitudinal expansion of the system produced in heavy ion collisions. We expect that jets are likely to lose their energies in the time span of less than $\tau \sim 2$ fm/c.

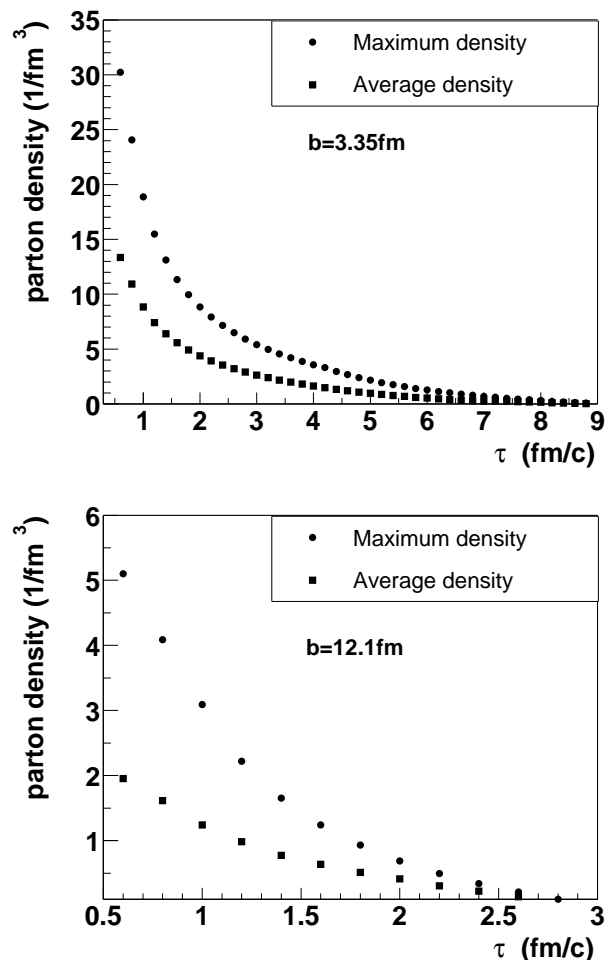


FIG. 4: Maximum (circles) and average parton density (squares) as a function of proper time at impact parameter $b = 3.35$ fm (upper) and $b = 12.1$ fm (lower).

In order to see when jets lose their energies, we plot in Fig. 5, the ratio of the numbers of jets $N(\tau)/N(\tau_0)$ at $p_T = 5$ GeV/c. It is found that about 90% of jet quenching occurs up to $\tau \sim 2$ fm/c, although the QGP phase exists up to $\tau \sim 4$ fm/c and the mixed phase lasts until $\tau \sim 10$ fm/c within the hydro parameters used in this work. This holds true, even when we take the total density neglecting the existence of the hadrons in the mixed phase in Eq. (5) in order to get the maximum energy loss. Therefore, within our model, only QGP phase is responsible for the jet energy loss.

We showed in Fig. 1 the energy loss $dE/dx = 0.2$ GeV/fm gives the same amount of energy loss as the energy loss parameter $\epsilon\sigma = 0.06$ GeV fm². Let us estimate a space-time averaged energy loss parameter for central collision ($b = 3.35$ fm). If we take a space-time average parton density $\bar{\rho}(\tau)$, $\bar{\rho}(\tau \leq 1.0$ fm/c) = 11 fm⁻³, $\bar{\rho}(\tau \leq 2.0$ fm/c) = 7.7 fm⁻³, and $\bar{\rho}(\tau \leq 3.0$ fm/c) = 6.0 fm⁻³, then the space-time averaged energy loss yields $dE/dx(\tau \leq 1.0$ fm/c) ~ 0.66 GeV/fm, $dE/dx(\tau \leq$

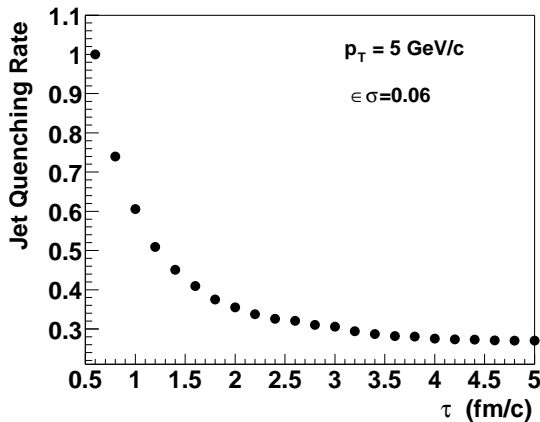


FIG. 5: Jet quenching rate defined as the ratio of the numbers of jets $N(\tau)/N(\tau_0)$ at $p_T = 5$ GeV/c as a function of proper time for $b = 3.35$ fm. The energy loss parameter $\epsilon\sigma = 0.06$ GeV fm² is used.

2.0 fm/c) ~ 0.46 GeV/fm, and $dE/dx(\tau \leq 3.0$ fm/c) ~ 0.36 GeV/fm with the best fit parameter of $\epsilon\sigma = 0.06$ GeV fm². Those values are close to that of the result calculated by the pQCD parton model [8], in which the effect of expansion is not included. The reason is that the energy loss parameter can be regarded as an average of roughly a short time of $\tau \leq 2$ fm/c.

In summary, we proposed the full 3D hydrodynamical model combined with (mini-) jets, where jets are explicitly propagated in space-time with the hydro simulation. In particular, this model allows us to study the dynamical effects on the jet energy loss. We estimated the energy loss of partons by the fluid elements whose temperature

is above the critical value T_c . It is found that energy loss of jets occurs in the pure QGP phase of $\tau < 2$ fm/c and that the contribution of energy loss in the mixed phase is negligible under the assumption of the energy loss formula Eq. (5). This indicates that suppression of hadronic high p_T spectra contain information about the early stage of *partonic* matter. However, it has been shown that the formula for the energy loss has non-trivial energy dependence [5, 6] and it is found that energy loss is sensitive to the critical point [29]. It is very important to take into account the coherent (Landau-Pomeranchuk-Migdal) effect in the calculation of radiation spectrum. A result obtained by using a different energy loss formula will be presented elsewhere.

A prediction at higher transverse momentum region is under progress. Elliptic flow parameter should be also studied within the model. It should be studied the charged particle spectra in order to have the unified understanding of the jet quenching mechanism in the medium.

In this study, we do not include the energy loss effects before hydrodynamical evolution. It might be interesting to study to what extent partons lose energy before thermalization using non-equilibrium models [11, 30]. Because parton density is maximum in this stage, energy loss by these partons should be important.

Acknowledgments

We would like to thank T. Hatsuda, J. Jalilian-Marians, and A. Dumitru for useful comments. We would like to thank R. Venugopalan for reading the manuscript.

-
- [1] For reviews and recent developments, see *Quark Matter '99* [Nucl. Phys. **A661** (1999)]; *Quark Matter 2001*, [Nucl. Phys. **A698**, (2002)].
- [2] M. Gyulassy and M. Plumer, Phys. Lett. B **243**, 432 (1990); X. N. Wang and M. Gyulassy, Phys. Rev. Lett. **68**, 1480 (1992); M. Gyulassy and X. N. Wang, Nucl. Phys. B **420**, 583 (1994); X. N. Wang, M. Gyulassy, and M. Plumer, Phys. Rev. D **51**, 3436 (1995).
- [3] U. A. Wiedemann, Nucl. Phys. A **698**, 615 (2002); **690**, 731 (2001); Nucl. Phys. B **588**, 303 (2000).
- [4] B. G. Zakharov, JETP Lett. **73**, 49 (2001) [Pisma Zh. Eksp. Teor. Fiz. **73**, 55 (2001)]; B. G. Zakharov, JETP Lett. **70**, 176 (1999); B. G. Zakharov, Phys. Atom. Nucl. **62**, 1008 (1999) [Yad. Fiz. **62**, 1075 (1999)]; B. G. Zakharov, Phys. Atom. Nucl. **61**, 838 (1998) [Yad. Fiz. **61**, 924 (1998)]; B. G. Zakharov, JETP Lett. **65**, 615 (1997); B. G. Zakharov, JETP Lett. **63**, 952 (1996).
- [5] R. Baier, Y. L. Dokshitzer, A. H. Mueller, and D. Schiff, JHEP **0109**, 033 (2001); R. Baier, Y. L. Dokshitzer, A. H. Mueller, and D. Schiff, Nucl. Phys. B **531**, 403 (1998); R. Baier, Y. L. Dokshitzer, A. H. Mueller, S. Peigne, and D. Schiff, Nucl. Phys. B **484**, 265 (1997); R. Baier, Y. L. Dokshitzer, A. H. Mueller, S. Peigne, and D. Schiff, Nucl. Phys. B **483**, 291 (1997); R. Baier, Y. L. Dokshitzer, S. Peigne, and D. Schiff, Phys. Lett. B **345**, 277 (1995); R. Baier, D. Schiff, and B. G. Zakharov, Ann. Rev. Nucl. Part. Sci. **50**, 37 (2000).
- [6] M. Gyulassy, P. Levai, and I. Vitev, Nucl. Phys. B **594**, 371 (2001); M. Gyulassy, P. Levai, and I. Vitev, Phys. Rev. Lett. **85**, 5535 (2000); M. Gyulassy, P. Levai, and I. Vitev, Nucl. Phys. B **571**, 197 (2000).
- [7] K. Adcox *et al.* [PHENIX Collaboration], Phys. Rev. Lett. **88**, 022301 (2002).
- [8] X. N. Wang, Nucl. Phys. A **698**, 296 (2002).
- [9] G. Fai, G. G. Barnafoldi, M. Gyulassy, P. Levai, G. Papp, I. Vitev, and Y. Zhang, arXiv:hep-ph/0111211; Y. Zhang, G. Fai, G. Papp, G. G. Barnafoldi, and P. Levai, Phys. Rev. C **65**, 034903 (2002).
- [10] P. Levai, G. Papp, G. Fai, M. Gyulassy, G. G. Barnafoldi, I. Vitev, and Y. Zhang, Nucl. Phys. A **698**, 631 (2002).
- [11] Y. Nara, S. E. Vance, and P. Csizmadia, Phys. Lett. B **531**, 209 (2002).
- [12] S. Jeon, J. Jalilian-Marian, and I. Sarcevic, arXiv:hep-ph/0207120.

- [13] M. Gyulassy, I. Vitev, and X.-N. Wang, Phys. Rev. Lett. **86**, 2537 (2001).
- [14] X. N. Wang, Phys. Rev. C **63**, 054902 (2001).
- [15] M. Gyulassy, I. Vitev, X. N. Wang, and P. Huovinen, Phys. Lett. B **526**, 301 (2002).
- [16] E. Wang and X. N. Wang, arXiv:hep-ph/0202105.
- [17] P.F.Kolb, P. Huovinen, U. Heinz, and H. Heiselberg, Phys. Lett. B **500**, 232 (2001); P. Huovinen, P. F. Kolb, U. W. Heinz, P. V. Ruuskanen, and S. A. Voloshin, *ibid.* **503**, 58 (2001); P. F. Kolb, U. W. Heinz, P. Huovinen, K. J. Eskola, and K. Tuominen, Nucl. Phys. A **696**, 197 (2001).
- [18] D. Teaney, J. Lauret, and E. V. Shuryak, Phys. Rev. Lett. **86**, 4783 (2001).
- [19] T. Hirano, Phys. Rev. C **65**, 011901 (2002).
- [20] T. Hirano, K. Morita, S. Muroya, and C. Nonaka, Phys. Rev. C **65**, 061902 (2002).
- [21] T. Hirano, Phys. Rev. Lett. **86**, 2754 (2001); T. Hirano, K. Tsuda, and K. Kajimoto, arXiv:nucl-th/0011087.
- [22] T. Hirano and K. Tsuda, arXiv:nucl-th/0205043.
- [23] C. Adler *et al.* [STAR Collaboration], Phys. Rev. Lett. **87**, 112303 (2001).
- [24] H. L. Lai *et al.* [CTEQ Collaboration], Eur. Phys. J. C **12**, 375 (2000).
- [25] T. Sjöstrand, P. Edén, C. Friberg, L. Lönnblad, G. Miu, S. Mrenna, and E. Norrbin, Comp. Phys. Commun. **135**, 238 (2001).
- [26] C. Albajar *et al.* [UA1 Collaboration], Nucl. Phys. B **335**, 261 (1990).
- [27] X. N. Wang, Phys. Rev. C **58**, 2321 (1998); *ibid.* **61**, 064910 (2000).
- [28] S. Jeon, J. Jalilian-Marian, and I. Sarcevic, nucl-th/0208012; B. Müller, nucl-th/0208038.
- [29] A. Dumitru and R. D. Pisarski, Phys. Lett. B **525**, 95 (2002).
- [30] A. Krasnitz and R. Venugopalan, Nucl. Phys. B **557**, 237 (1999); Phys. Rev. Lett. **84**, 4309 (2000); **86**, 1717 (2001); A. Krasnitz, Y. Nara and R. Venugopalan, *ibid.* **87**, 192302 (2001).