

LNF-01/011(P)
ULB-TH/01-01
hep-ph/0105211
May 2001

Insights on neutrino lensing

R. Escribano^a, J.-M. Frère^{b,1}, D. Monderen^b and V. Van Elewyck^b

^a*INFN-Laboratori Nazionali di Frascati, P.O. Box 13, I-00044 Frascati, Italy*

^b*Service de Physique Théorique, Université Libre de Bruxelles, CP 225, B-1050
Bruxelles, Belgium*

Abstract

We discuss the gravitational lensing of neutrinos by astrophysical objects. Unlike photons, neutrinos can cross a stellar core; as a result, the lens quality improves. We also estimate the depletion of the neutrino flux after crossing a massive object and the signal amplification expected. While Uranians alone would benefit from this effect in the Sun, similar effects could be considered for binary systems.

¹Directeur de recherches du FNRS.

1 Introduction

In this letter we investigate the possibility of neutrino gravitational lensing by astrophysical objects (stars, galaxies, or rather galactic halos). Unlike photons, neutrinos can cross even a stellar core. This results in a much better focalization due to the improvement in the lens quality. However, because of the extreme difficulty of detecting neutrinos and the poor angular resolution of “neutrino telescopes”, one can only expect signal intensification rather than a spectacular lensing pattern like those of photons. The possibility of neutrino focusing by the Sun’s core was previously debated in Ref. [1]. Neutrino lensing has also been used as a possible explanation for the time difference between neutrinos from supernova SN1987a [2]. Here, we pursue an exhaustive and general analysis of neutrino lensing involving calculation of the neutrino deflection with different density profiles, a comprehensive discussion of neutrino absorption and signal magnification, and a description of possible applications. The letter is organized as follows. The gravitational deflection of neutrinos is calculated in Section 2. In Sect. 3, we study the neutrino interactions in a stellar medium and the depletion of the neutrino flux after crossing a massive object. Signal enhancement is estimated in Sect. 4. Finally, in Sect. 5, we present some practical examples of our analysis. It is clearly shown that the Earth-Sun distance is too small for a sizable lensing effect to take place, although an observatory on Uranus would notice the enhancement of distant neutrino sources whenever they are aligned with the Sun. The case of galaxies, or rather their halos, is also contemplated. We finally consider binary systems, which are the most promising case. A more extensive and detailed description of our investigation, including complete calculations of the gravitational lensing effect, neutrino absorption and signal enhancement (taking into account the geometry, the amplification factor, and certain approximations of the lensing phenomena) can be found in Ref. [3].

2 Gravitational deflection of neutrinos

In this section we study the deflection of neutrinos from straight-line motion as they pass through a gravitational field produced by a compact object of mass M and physical radius R . We will distinguish two cases: when the neutrino flux passes far away from the object (OUTside solution), a situation equivalent to the gravitational lensing of photons, and when the neutrino flux passes through the object (INside solution). In the latter case, we consider three specific cases depending on the compact object density profile: constant density (a profile fit for planetary objects), Gaussian density

distribution (suitable for stars²) and Lorentzian density distribution (which could be associated with a galactic halo³).

For the OUTside solution, calculating the trajectory of a massless neutrino (or with a mass very small compared to its energy) in the Schwarzschild metric under the assumption that M/r is everywhere small along the trajectory [4, 5] gives as a result for the net deflection angle $\Delta\phi_{\text{OUT}} = 4M/b$. For the case of a neutrino flux passing through the object, one must first, in order to study the neutrino trajectory, look for the form of the space-time in the region inside the object. Here we restrict ourselves to the case of static spherically symmetric space-times and static perfect fluids. In the region inside the object, exact solutions to the relativistic equations are very hard to solve analytically for a given equation of state [4]. One interesting exact solution is the Schwarzschild constant-density inside solution, which we use here as a typical density profile for planetary objects. The net deflection as a function of the impact parameter b is then

$$\Delta\phi = \begin{cases} \frac{4M}{b} & \text{if } b \geq R \\ \frac{4M}{b} \left(1 - \sqrt{1 - \frac{b^2}{R^2}}\right) + 2 \arcsin \left[\frac{b}{R} \left(1 - \frac{M}{R}\right)\right] \\ \quad + \frac{3M}{R} \frac{b}{R} \sqrt{1 - \frac{b^2}{R^2}} - 2 \arcsin \left\{\frac{b}{R} \left[1 - \frac{3M}{2R} \left(1 - \frac{b^2}{3R^2}\right)\right]\right\} & \text{if } b < R \end{cases} \quad (1)$$

where the outside solution is also included for completeness. In Fig. 1, we plot the normalized net deflection $\Delta\phi/\Delta\phi(b=R)$ as a function of the normalized impact parameter b/R for the constant distribution density and compare it with other specific density profiles considered in the analysis. Such a normalization allows for a clear comparison of different profiles and is independent of the mass and physical radius of the compact object.

We refer the reader to Ref. [3] for a detailed description of the calculations done in this section.

Next, we analyze the solutions for the Gaussian and Lorentzian densities distribution. The Gaussian profile is a convenient approximation of the mass distribution in stars while the Lorentzian profile is valid for galactic halos. In both cases, it is possible to neglect the pressure with respect to the mass density, $p \ll \rho$ (see Ref. [4] for the so-called Newtonian stars), and thus $4\pi r^3 p \ll m$. For the case of a Gaussian density profile $\rho(r) = \rho_0 e^{-r^2/r_0^2}$, the

² The density profile of stars is not exactly Gaussian but we use it here in order to obtain simple analytical results. Such a description should be considered as a good approximation to the real case.

³The Lorentzian profile behaves as $1/r^2$ for large r , in agreement with velocity dispersion curves for galaxies and clusters.

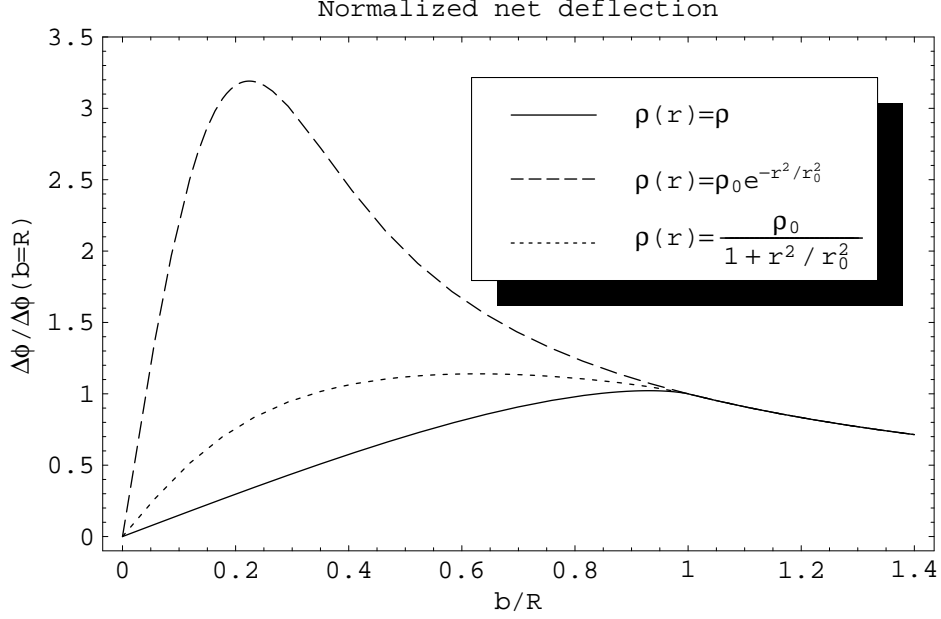


Figure 1: Normalized net deflection $\Delta\phi/\Delta\phi(b = R)$ as a function of the normalized impact parameter b/R for a constant density profile (solid line), a Gaussian density profile (dashed line) and a Lorentzian density profile (dotted line). In the last two cases r_0 is taken to be $r_0 = 0.2R$.

net deflection is

$$\Delta\phi = \begin{cases} \frac{4M}{b} & \text{if } b \geq R \\ \frac{4M}{b} \left(1 - \sqrt{1 - \frac{b^2}{R^2}}\right) + \frac{4M}{b} \frac{r_0/R e^{R^2/r_0^2} \sqrt{\pi}/2}{r_0/R e^{R^2/r_0^2} \sqrt{\pi}/2 \operatorname{erf}(R/r_0) - 1} & \text{if } b < R \\ \times \left[\sqrt{1 - \frac{b^2}{R^2}} \operatorname{erf}(R/r_0) - e^{-b^2/r_0^2} \operatorname{erf}\left(\sqrt{1 - \frac{b^2}{R^2}} \frac{R}{r_0}\right) \right] & \end{cases} \quad (2)$$

where the error function is defined as $\operatorname{erf}(z) = \frac{2}{\sqrt{\pi}} \int_0^z dt e^{-t^2}$. Fig. 1 shows the exact result in Eq. (2) with the parameter r_0 fixed to $r_0 = 0.2R$. As it is seen from Fig. 1, the maximal net deflection occurs at $b \simeq r_0$ and is $\Delta\phi(b \simeq r_0) \simeq 3.2\Delta\phi(b = R)$, showing that the lensing effect inside the star is bigger than the outside effect (except for $b \leq 0.04R$).

For the case of a Lorentzian density profile $\rho(r) = \frac{\rho_0}{1+r^2/r_0^2}$, the final de-

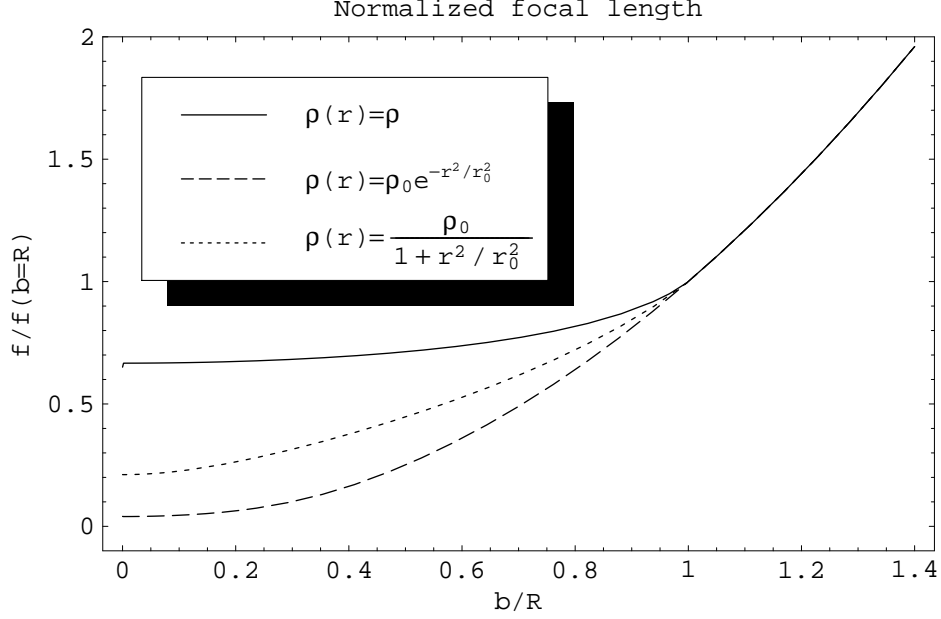


Figure 2: Normalized focal length $f/f(b = R)$ as a function of the normalized impact parameter b/R .

flection is

$$\Delta\phi = \begin{cases} \frac{4M}{b} & \text{if } b \geq R \\ \frac{4M}{b} \left(1 - \sqrt{1 - \frac{b^2}{R^2}} \right) - \frac{4M}{b} \frac{1}{1 - r_0/R} \frac{1}{\arctan(R/r_0)} \frac{r_0}{R} \\ \times \begin{bmatrix} \sqrt{1 - \frac{b^2}{R^2}} \arctan(R/r_0) \\ -\sqrt{1 + \frac{b^2}{r_0^2}} \arctan\left(\frac{\sqrt{1 - \frac{b^2}{R^2}} R}{\sqrt{1 + \frac{b^2}{r_0^2}} r_0}\right) \end{bmatrix} & \text{if } b < R \end{cases} \quad (3)$$

In Fig. 1, we also plot the exact result in Eq. (3) again with $r_0 = 0.2R$.

In summary, we conclude that only for the case of stars (Gaussian profile) is the lensing effect inside the star substantially amplified with respect to the outside effect (the inside effect should be compared with the effect at $b = R$). For galactic halos, the maximal inside net deflection is slightly bigger than at $b = R$, while for an object of constant density the inside lensing effect is always smaller than at $b = R$.

Finally, we plot the focal length f as a function of the impact parameter b . The effective focal length is defined as the distance at which the lens

focuses the signal

$$f(b) = \frac{b}{\Delta\phi}. \quad (4)$$

A perfect lens would correspond to a constant focal length (independence of b). The neutrino flux would then be focalized in a single point with consequent signal intensification. In terms of the net deflection, a “good lens” requires that $\Delta\phi$ increases with the impact parameter b . In Fig. 2, the (normalized) focal lengths for the three different profiles are shown. We postpone to Sections. 4 and 5 our comments about the quality of the different gravitational lenses considered here.

3 Neutrino absorption

As long as neutrinos are able to travel across a massive object, one has to consider their interactions with the matter inside. These interactions, dominated by scattering on nucleons [6], will indeed reduce the neutrino flux and thus the efficiency of signal amplification due to lensing. Charged-current reactions convert the neutrinos into charged leptons that will later decay or be absorbed by matter while neutral-current reactions deviate them by large angles compared to the deflection angle. In both cases, the interacting neutrinos will not contribute to signal enhancement.

The probability of transmission for a neutrino crossing at a distance b from the center of the object is⁴

$$P_T(b, E_\nu) = \exp\left(-2\sigma^{\nu N}(E_\nu) \int_b^R N_N(r) \frac{r dr}{\sqrt{r^2 - b^2}}\right), \quad (5)$$

where $\sigma^{\nu N}(E_\nu)$ is the neutrino-nucleon cross section as a function of the laboratory neutrino energy and N_N is the number density of scatterers for the case of nucleons. In order to compute the probability of transmission, one has to collect information not only on the scattering cross section but also on the mass density profile and the composition of the object (the latter is needed in order to relate number and mass densities). A detailed calculation of Eq. (5) is found in Ref. [3].

Let us now briefly discuss the results and consequences of Eq. (5) for the two relevant physical cases studied in Sect. 2, *i.e.* neutrinos crossing a star or a galactic halo. For the case of a star, Eq. (5) is calculated taking

⁴We assume for simplicity an object with spherical symmetry.

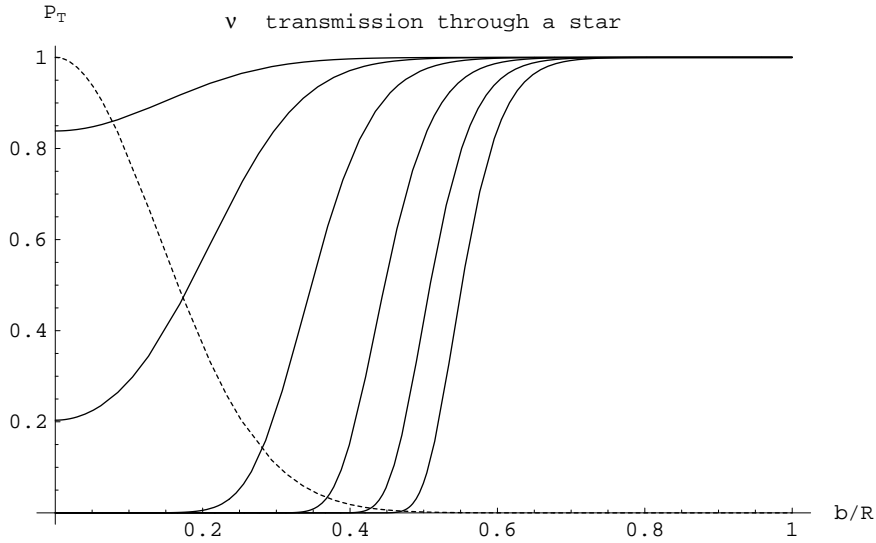


Figure 3: Neutrino probability of transmission $P_T(b, E_\nu)$ as a function of b/R for neutrinos crossing the Sun with energies $E_\nu = 10$ GeV, 10^2 GeV, 10^3 GeV, 10^4 GeV, 10^5 GeV and 10^6 GeV (solid lines from left to right). The Gaussian density profile with $r_0 = 0.2R_\odot$ is included for completeness (dashed line).

the Sun as example⁵. The probability of transmission of neutrinos⁶ across the Sun is then shown in Fig. 3 as a function of b/R for different incoming neutrino energies. From Fig. 3, it comes out that $E_\nu \geq 1$ TeV neutrinos are completely absorbed or scattered away in the core of the star. Even at 100 GeV, matter interactions are frequent enough to significantly attenuate the flux leaving the star. Consequently, the region inside the star where lensing is more efficient (it was shown in Sect. 2 that the star’s core acts as a “good lens”) is ruled out as a lens for neutrinos with $E_\nu \geq 100$ GeV due to flux attenuation. For $E_\nu < 100$ GeV neutrinos, however, matter interactions have practically no incidence on the outgoing flux which is then recovered after lensing by the star.

Neutrinos passing through a galaxy may interact either with its visible matter or with the surrounding halo of massive relic neutrinos. For the former, a rough estimate of the average density of stars in a galaxy gives 1 pc^{-3} , which results in a negligible probability for a neutrino to encounter

⁵Neutrino flux attenuation in the Sun has also been considered in Ref. [7].

⁶A similar figure is obtained for antineutrinos. In this case, however, there also exists a contribution from $\bar{\nu}_e e$ scattering that dominates over the $\bar{\nu} N$ contribution at the Glashow resonance, $E_\nu^{\text{res}} = M_W^2/2m_e \approx 6.3 \times 10^6$ GeV, but it is negligible at all other energies [6].

a star during its passage through the galaxy, even if it traverses the whole disk and the bulge. For the latter, only interactions with ultrahigh energy neutrinos are significant [8] and thus are not taken into account in our present framework. We conclude that the passage of neutrinos through a galaxy will not decrease their flux and hence not influence the lensing effect at all.

4 Signal enhancement

The difficulty of detecting neutrinos together with the poor angular resolution of “neutrino telescopes” leaves signal enhancement as the most likely (if not only) signature for neutrino lensing. Here we discuss in some detail this signal enhancement for different neutrino sources and lenses.

The total amplification (or magnification) of the signal intensity μ for a point source is given by [9, 10]

$$\mu = \sum_i \frac{\mathcal{A}_i}{\mathcal{A}_0} = \sum_i \left| \frac{\theta_i d\theta_i}{\beta d\beta} \right|, \quad (6)$$

where \mathcal{A}_i and \mathcal{A}_0 are the surfaces of a certain image (in general there is more than one) and the source (both referred to the lens plane), θ_i are the angles of the source images with respect to the observer-lens line of sight, and β is the angle to the actual source position. For a specific image with angle θ ,

$$\beta = \theta - \frac{D_{\text{ls}}}{D_{\text{so}}} \Delta\phi, \quad (7)$$

$\Delta\phi$ being the deflection angle and $D_{\text{ls}}(D_{\text{so}})$ the distance between the source and the lens (observer) (see Fig. 4).

To observe neutrino lensing would require a huge amplification. As deduced from Eq. (6), this occurs only when the source, the lens, and the observer are in perfect alignment, $\beta = 0$, or nearly aligned, $\beta \ll \theta_s$, where θ_s is the angular size of the source. When alignment occurs, the finite size of the source cannot be neglected and the amplification is then calculated as [9]

$$\mu_s = \frac{1}{\pi\theta_s^2} \int_0^{\theta_s} \mu(\beta) 2\pi\beta d\beta. \quad (8)$$

In Eq. (8) the detector is taken as pointlike. To consider its finite size⁷ would be relevant only for $R_d \gg R_s \frac{D_{\text{ls}}}{D_{\text{so}}}$, where $R_d(R_s)$ is the size of the detector(source), that is for the case of very small sources or very nearby

⁷The case of a finite sized detector is described in Ref. [3].

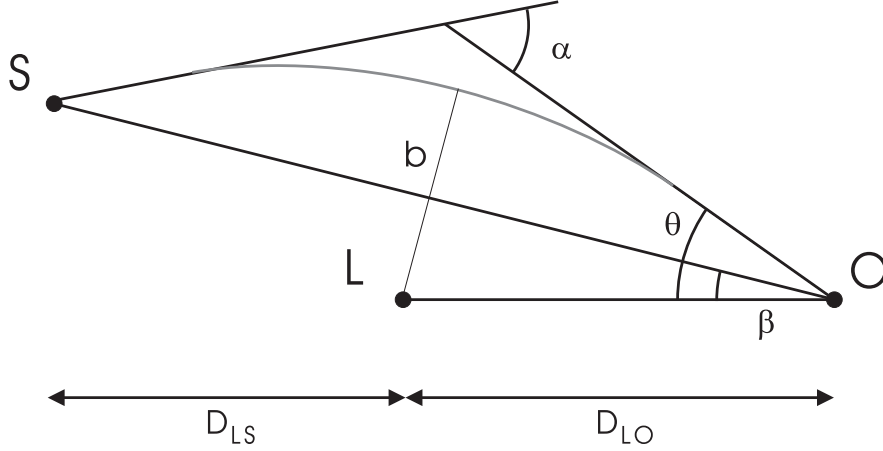


Figure 4: The geometry of a lensing event. The lens is located at a distance D_{l_o} from the observer and the source at a distance D_{s_o} (the distance between the lens and the source is D_{l_s}). The angular separation between the lens and the source is β and the position of the image is at an angle θ . The deflection angle is α (notice that we use $\Delta\phi$ for the deflection angle along the main text).

lenses. These finite size effects should be taken into account for the Sun in case it could act as a lens.

Due to the complicated dependence of the net deflection $\Delta\phi$ on the impact parameter b (or, in terms of θ , through the relation $\theta = b/D_{l_o}$) for the different density profiles discussed in Sect. 2, the amplification $\mu(\beta)$ as well as the function $\theta(\beta)$ are only known implicitly. The only exception is of course the OUTcase, where the deflection angle is simply $\Delta\phi = 4M/b$. For this reason, we calculate here the signal magnification for two instructive approximations of $\Delta\phi$ in the INcase. The OUTcase is also shown for the sake of completeness. The results are the following:

$$\begin{aligned}
 \Delta\phi &= \frac{4M}{b}, & \mu(\beta) &= \frac{\theta_0}{\beta}, & \mu_s &= \frac{2\theta_0}{\theta_s}, \\
 \Delta\phi &= 4M\delta, & \mu(\beta) &= \frac{2\theta_0}{\beta}, & \mu_s &= \frac{4\theta_0}{\theta_s}, \\
 \Delta\phi &= 4M\gamma b, & \mu(\beta) &= \left(\frac{\theta_{\text{disk}}}{\beta}\right)^2, & \mu_s &= \left(\frac{\theta_{\text{disk}}}{\theta_s}\right)^2,
 \end{aligned} \tag{9}$$

where δ and γ are constants with respect to b , θ_0 is the value of θ for perfect alignment (θ_0 is nothing but the Einstein's radius, $R_E \equiv 2\sqrt{\frac{MD_{l_o}D_{l_s}}{D_{s_o}}}$, in angular units), and θ_{disk} is the angle for which the linear approximation in $\Delta\phi$ holds. All the previous results are valid provided $\beta, \theta_s \ll \theta_0, \theta_{\text{disk}}$. The second column presents the magnification of a point source while the third one

is for a finite sized source and for perfect alignment. The sum over multiple images is included.

As stated in Eq. (9), the magnification for a constant deflection is just twice that of the OUTcase. For a linearly increasing deflection the resulting magnification is instead the square of the OUTcase. The former case applies rather well to narrow Lorentzian profiles (small width, $r_0 \ll R$, typical of galactic halos) while the latter fits correctly the central regions of the constant and Gaussian density profiles. This last case corresponds to the best amplification we can hope for since the signal crossing the central region is focused. This focalization is expected as soon as the focal length is almost constant in the central region, as seen in Fig. 2. Accordingly, the central region of planetary⁸ and stellar objects acts as a “good lens” in the optical sense. Unfortunately, planetary objects are generally too small and light to be of practical use. Stars, however, can provide a huge signal amplification as well, as they also have a significant “good lens” region. We will now investigate in some detail the possible applications.

5 Applications

As we are looking for huge amplifications, we consider the case of perfect alignment. $f(b)$ is the effective focal length for impact parameter b . Focalization on the observer will take place if $f(b) = f \equiv \left(\frac{1}{D_{\text{lo}}} + \frac{1}{D_{\text{ls}}}\right)^{-1}$. A good lens corresponds to a constant $f(b)$.

The Sun: We use as announced a Gaussian density profile as a reasonable approximation of matter distribution in the Sun. Unfortunately, when $f(b)$ is compared with $f \simeq D_{\text{lo}} \equiv D_{\odot-\oplus} = 1$ au (as $D_{\text{ls}} \gg D_{\text{lo}}$ is assumed), it appears that there is no intersection between the two curves. This means that the Sun cannot focus on the Earth a neutrino beam coming from a far source. The required intersection happens nevertheless at distances around 20 au, meaning that Uranians could perform neutrino lensing experiments using the Sun as a lens (see also Ref. [1]). For them, any neutrino source would be amplified in turn as the Sun sweeps in front of it! It is easy to check that Jupiter cannot replace the Sun as a useful lens for us, as its mass is about $10^{-3}M_{\odot}$.

If one is not located at the focal point there is yet some amplification

⁸The constant profile focuses a beam the most efficiently, as the focal length remains approximately constant over a wide range of b/R .

provided by the expression⁹

$$\mu_s^{\text{Gauss}} = \left(\frac{f(b)}{f(b) - D_{\text{lo}}} \right)^2. \quad (10)$$

Eq. (10) shows that in order to achieve an amplification factor greater than 2, D_{lo} must be in the range $(0.3\text{--}1.7)f(b)$. Outside this interval we can consider the amplification negligible.

We conclude that the Sun is not a neutrino signal amplifier for experiments on Earth.

Stars, the lighthouse possibility: Stars are notorious lens candidates. Each alignment of a neutrino source with a star will provide a lensing event, *i.e.* there exists an intersection between $f(b)$ and f . However, as D_{lo} is in this case at least of 1 pc (which is indeed the distance to the closest stars), $f(b)$ will always cross f well outside the star¹⁰. The case is thus similar to that of photons, namely the lens focuses a thin ring whose radius is the Einstein radius. According to Eq. (9), a typical magnification factor for stars would be (assuming $D_{\text{ls}} \gg D_{\text{lo}}$)

$$\mu_s^{\text{OUT}} \approx 4 \times 10^4 \left(\frac{R_{\odot}}{R_s} \right) \left(\frac{D_{\text{so}}}{10 \text{ kpc}} \right) \sqrt{\left(\frac{M}{M_{\odot}} \right) \left(\frac{100 \text{ pc}}{D_{\text{lo}}} \right)}, \quad (11)$$

where R_s is the physical radius of the source. Even if huge amplifications are possible, we have verified that for expected neutrino sources this signal enhancement is insufficient to allow the detection, the reason being that the magnification cannot compensate the $1/D_{\text{so}}^2$ geometrical suppression of the signal.

We shall now discuss the case of binary systems [10], where one star acts as a source and the other, very close to the first one, acts as a lens. Binary systems satisfy $D_{\text{ls}} \ll D_{\text{lo}}$ and $f \simeq D_{\text{ls}}$. The most interesting behaviour occurs when the source is located at the effective focal length dictated by the central region of the lens; the image is then a full disk. This coincidence happens for

$$\frac{f(b)}{D_{\text{ls}}} \approx 20 \left(\frac{R}{R_{\odot}} \right)^2 \left(\frac{M_{\odot}}{M} \right) \left(\frac{1 \text{ au}}{D_{\text{ls}}} \right) \approx 1, \quad (12)$$

⁹We retain the notation $f(b)$ in Eq. (10) so as not to be confused with f although in this case $f(b)$ is a constant.

¹⁰A simple calculation taking a Sun-like star as example and $D_{\text{lo}} = \mathcal{O}(1 \text{ pc})$ gives $b = \sqrt{4M_{\odot}D_{\text{lo}}} \simeq 20R_{\odot}$ for the impact parameter.

where $f(b) = r_0^2/4M$ in the central region of a Gaussian profile and the width is set at $r_0 = 0.2R$. This condition can clearly be fulfilled. An upper estimate¹¹ of the total magnification is given by (see Ref. [3] for details)

$$\mu_s^{\text{Gauss}} = \left(\frac{\theta_{\text{disk}}}{\theta_s}\right)^2 = \left(\frac{r_0}{R_s}\right)^2 = \frac{1}{25} \left(\frac{R}{R_s}\right)^2, \quad (13)$$

where θ_{disk} is the angular size of the disk image. The source should then be at least one order of magnitude smaller in radius than the lens in order to provide a large magnification. Binary stars will seldom meet all the above requisites but for more exotic systems, with a compact and intense neutrino source, this situation is really promising. In some way, the large companion acts as the lens focusing a lighthouse beam.

Galaxies: Lastly, we shall discuss another class of lens candidates, namely galaxies or rather galactic halos. In Fig. 1, it is shown that the maximum deflection angle for a Lorentzian density profile is close to $4M/R$ and, more precisely, is always smaller than $\pi/2 \cdot 4M/R$ (independently of the value taken for r_0). So, in order to focus on Earth, an effective focal length of

$$f(b)_{\text{min}} \approx 30 \text{ Gpc} \left(\frac{b}{R}\right) \left(\frac{R}{100 \text{ kpc}}\right)^2 \left(\frac{10^{12} M_\odot}{M}\right), \quad (14)$$

is needed. Therefore, since the radius of the Universe is about 5 Gpc, the neutrinos have to pass near the center of the galaxy, often through its visible part. Unlike photons, which are absorbed by dust clouds, neutrinos survive in their travel through the galaxy because the probability of meeting a star is tiny. For calculating the signal enhancement we use the Lorentzian density profile. In this case, however, the precise value of the width r_0 is not known, although it has to be small enough to explain the velocity dispersion curves inside galaxies. Assuming r_0 is small we calculate the magnification for $b > r_0$ (this time the image is a ring):

$$\mu_s^{\text{Lor}} \approx 6 \times 10^{-2} \left(\frac{100 \text{ kpc}}{R_s}\right) \left(\frac{100 \text{ kpc}}{R}\right) \left(\frac{M}{10^{12} M_\odot}\right) \left(\frac{D_{\text{ls}}}{1 \text{ Gpc}}\right). \quad (15)$$

As in the case of binary systems, a small neutrino source is required for non-negligible signal enhancement.

¹¹The focal length is not exactly constant over the whole central region of the star but suffers from hyperbolic aberrations that indeed reduce the total magnification [1].

Experimental prospects: Neutrino telescopes are putting limits on neutrino fluxes from point sources. Amanda quotes an upper limit on Earth of $\Phi_\nu \lesssim \Phi_{\text{upper}} = 10^{-7} \text{ cm}^{-2} \text{ s}^{-1}$, assuming an E^{-2} spectrum, for $E_\nu > 10 \text{ GeV}$ and a declination larger than 30 degrees [11, 12]. Active galactic nuclei (AGNs), gamma-ray bursts (GRBs), supernova remnants (SNRs), emissions from accretion disks in binary systems, etc. are candidates for such sources (for a review, see Refs. [13, 14]). Gravitational lensing increases the sensitivity to these sources but acts only fortuitously.

A permanent amplification μ (we mean here that, relative to the source, the angular speed of the lens is negligible at our time scales) increases the expected number of events and therefore the sensitivity by the same factor μ . However, to confirm that gravitational lensing is acting, the multiplicity of the image must be observed; it thus requires a photonic counterpart.

Non-permanent lensing events will only be observed if enough interactions are tracked in the detector, *i.e.* if $\int_{\text{lens. ev.}} \mu(t) t dt \Phi_\nu \gtrsim T \Phi_{\text{upper}}$, where T is the total observation time and Φ_{upper} refers to the upper limit on point source flux reached by the experiment. The amplification pattern is in principle sufficient to demonstrate the gravitational lensing but requires enough statistics to establish the shape of the event. A coincidence with the photonic counterpart can again confirm the lensing effect.

Finally, binary systems allow for periodic amplifications. The average sensitivity is increased by a factor $\int_{\text{rev.}} \mu(t) t dt$ and will in most cases improve only slightly (as the alignment time is always much shorter than a revolution). If the detector is not sensitive enough to match the unamplified source, it may collect the amplified signal periodically. It is worth pointing out that the neutrino signal is amplified while the source is hidden; the photon and neutrino fluxes have thus anticorrelated time dependences. It should be noted however that small sources are needed for efficient amplification.

6 Conclusions

In this letter we have examined neutrino gravitational lensing by astrophysical objects. Unlike photons, neutrinos can cross a stellar core. We have calculated the deflection angle and the effective focal length for different density profiles. The neutrino absorption is also discussed and signal ampli-

fication is estimated for the relevant cases. Our formalism is then applied to stars and galaxies (or galactic halos).

Our analysis shows that neutrinos passing through the central region of a star are deflected at an angle increasing linearly with the impact parameter. This results in a “good lens” that can focus neutrinos into a small region. The phenomenon operates up to large energies (about 300 GeV for the Sun) before the star becomes opaque to neutrinos. Unfortunately, focalization by the Sun occurs only at the distance of Uranus, so that amplification on Earth is modest. A more promising case is that of binary systems, where a large object would focus and “beam” neutrinos originating from a smaller source.

Acknowledgements

Work partly supported by IISN Belgium and by the Communauté Française de Belgique (Direction de la Recherche Scientifique programme ARC). V. Van Elewyck and D. Monderen benefit from a FRIA grant.

References

- [1] J. L. Gerver, Phys. Lett. A **127** (1988) 301.
- [2] J. D. Barrow and K. Subramanian, Nature **327** (1987) 375.
- [3] R. Escribano, J. M. Frere, D. Monderen and V. Van Elewyck, hep-ph/9910510.
- [4] B. F. Schutz, *A first course in general relativity*, Cambridge University Press 1985.
- [5] S. Weinberg, *Gravitation and cosmology*, John Wiley & Sons 1972.
- [6] R. Gandhi, C. Quigg, M. H. Reno and I. Sarcevic, Phys. Rev. D **58** (1998) 093009 [hep-ph/9807264].
- [7] G. Ingelman and M. Thunman, Phys. Rev. D **54** (1996) 4385 [hep-ph/9604288].
- [8] E. Roulet, Phys. Rev. D **47** (1993) 5247.
- [9] P. Schneider, J. Ehlers and E. E. Falco, *Gravitational lenses*, A&A Library, Springer 1999.

- [10] E. Roulet and S. Mollerach, Phys. Rept. **279** (1997) 67 [astro-ph/9603119].
- [11] E. Andres *et al.* [AMANDA Collaboration], Nucl. Phys. Proc. Suppl. **91** (2001) 423 [astro-ph/0009242].
- [12] J. H. Kim [AMANDA Collaboration], *26th International Cosmic Ray Conference (ICRC 99), Salt Lake City, UT, 17-25 Aug 1999*, <http://krusty.physics.utah.edu/~icrc1999/proceedings.html>.
- [13] T. K. Gaisser, F. Halzen and T. Stanev, Phys. Rept. **258** (1995) 173 [Erratum-ibid. **271** (1995) 355] [hep-ph/9410384].
- [14] R. Gandhi, C. Quigg, M. H. Reno and I. Sarcevic, Astropart. Phys. **5** (1996) 81 [hep-ph/9512364].