

CP Asymmetry Measurements in $J/\psi K^0$ and the CKM Paradigm

David Atwood¹

Department of Physics and Astronomy, Iowa State University, Ames, IA
50011

Amarjit Soni²

Theory Group, Brookhaven National Laboratory, Upton, NY 11973

Abstract:

Recent experimental observations of CP asymmetry in $B \rightarrow J/\psi + K^0$ constitute the first significant signal of CP violation outside the neutral kaon system; thus they represent an important milestone to test the CKM paradigm. We, therefore, undertake a critical appraisal of the existing experimental and theoretical inputs used to deduce constraints on $\sin 2\beta$ and other important parameters and thus find, in particular, $\sin 2\beta > 0.47$ at 95% CL which is completely compatible with the combined experimental result: $\sin 2\beta = 0.48 \pm 0.16$, representing an important success of the CKM model of CP violation. Searches for new physics in B decays to $J/\psi + K^0$ like final states will require improved precision; we make some suggestions to facilitate these. We also present a global fit including the new CP asymmetry measurements in $B \rightarrow J/\psi + K^0$ as an additional input yielding e.g. $\gamma = (29^\circ \rightarrow 67^\circ)$, $\bar{\eta} = (.20 \rightarrow .37)$, $\bar{\rho} = (.08 \rightarrow .36)$, $J_{CP} = (1.8 \rightarrow 3.1) \times 10^{-5}$, $Br(K^+ \rightarrow \pi^+ \nu \bar{\nu}) = (0.52 \rightarrow 0.92) \times 10^{-10}$, $Br(K_L \rightarrow \pi^0 \nu \bar{\nu}) = (0.11 \rightarrow 0.31) \times 10^{-10}$ and $\Delta m_{B_s} = (15.2-28.3) ps^{-1}$, all at 95% CL.

¹email: atwood@iastate.edu

²email: soni@bnl.gov

Recent measurements of CP asymmetry in the $B^0 \rightarrow J/\psi K^0$ and related processes [1] by the BELLE [2] and BaBar [3] detectors at the KEK and SLAC B -factories together with the earlier measurement by CDF [4] constitute the first significant signal of CP violation outside of the neutral kaon system. As such, they afford a unique test of the CKM paradigm [5, 6] along with possible clues for the presence of new physics. In this work, we present a critical appraisal of the theoretical and experimental inputs used in such analysis and suggest directions for improvement to facilitate more precise studies of the future. Furthermore, we specifically address the question: When should one begin to take seriously a conflict between the value of $\sin 2\beta$ ($\equiv \sin 2\phi_1$ [7]) as measured in $B^0 \rightarrow J/\psi K^0$ decays and that deduced from other processes?

In the Kobayashi-Maskawa [6] description of CP violation which is an integral part of the Standard Model (SM), a “clean”, (i.e. free of hadronic uncertainties) determination of the angle β of the unitarity triangle [8] can be made by measuring the time dependent partial rate asymmetry for B_d and \overline{B}_d decays to a common final state which is a CP eigenstate [9]:

$$a(t) = \frac{\Gamma(B_d(t) \rightarrow f) - \Gamma(\overline{B}_d(t) \rightarrow f)}{\Gamma(B_d(t) \rightarrow f) + \Gamma(\overline{B}_d(t) \rightarrow f)} = -f_{CP} \sin 2\beta \sin(\Delta m_d t) \quad (1)$$

where f_{CP} is the CP eigenvalue of f and Δm_d is the B_d^0 - \overline{B}_d^0 mass difference.

The recent experimental determination of the phase β by the BELLE [2], BaBar [3] and CDF [4] groups, through the use of eqn. (1) is:

$$\sin 2\beta = \begin{cases} 0.58^{+0.32}_{-0.34} \quad {}^{+0.09}_{-0.10} & [BELLE] \\ 0.34 \pm 0.20 \pm 0.05 & [BaBar] \\ 0.79 \pm 0.44 & [CDF] \end{cases} \quad (2)$$

By combining these with the earlier results [10] which are consistent with these but have larger errors, we get the average

$$\sin 2\beta = 0.48 \pm 0.16 \quad (3)$$

In the Wolfenstein representation [11] of the CKM matrix, two of the parameters are rather well known [12], $\lambda = 0.2196 \pm 0.0023$, $A = 0.85 \pm$

.04. Considerable efforts are under way for a better determination of the remaining two parameters ρ and η , or, equivalently [13], $\bar{\rho} = \rho(1 - \lambda^2/2)$ and $\bar{\eta} = \eta(1 - \lambda^2/2)$ which are introduced in the generalization which maintains unitarity to higher order in λ [14, 15].

Currently, there are four important inputs that constrain the values of $\bar{\rho}$ and $\bar{\eta}$ [16]: (1) The ϵ_K parameter of indirect CP-violation of the $K^0\bar{K}^0$ system, (2) $R_{uc} \equiv |V_{ub}/V_{cb}|$ which is deduced from the fraction of semi-leptonic B -decays to charmless final states, (3) Δm_d , the mass difference which drives $B_d\bar{B}_d$ mixing and (4) the LEP bound on Δm_s ($\geq \hbar 15 ps^{-1}$), the mass difference which drives $B_s\bar{B}_s$ mixing.

In order to determine the parameters $\bar{\rho}$ and $\bar{\eta}$ and the sensitivity of physical quantities to theoretical inputs, we will use a set of “nominal” inputs for evaluating the four physical quantities mentioned above. In our nominal input we take $R_{uc} = 0.085 \pm 0.017$, although later we will also consider the case where the error is inflated to 0.0255 [i.e. to a total of 30%] for a more “conservative” interpretation of the current results.

The SM expression for ϵ_K in terms of CKM elements involves the non-perturbative hadronic parameter $B_K \equiv \langle K | (\bar{s}\gamma_\mu(1-\gamma_5)d)^2 | \bar{K} \rangle / (8/3 f_K^2 m_K^2)$. For the corresponding renormalization group invariant (to NLO) quantity we take $\hat{B}_K = 0.86 \pm 0.06 \pm 0.14$ in our nominal input from lattice calculations [17]. The lattice calculation of this quantity, with the stated error is quite safe as it has now been calculated with staggered fermions as well as with the newer method of domain wall quarks which have superior realization of chiral symmetry. The error due to unquenching and due to SU(3) breaking are each estimated at around $\sim 5\%$ and are included in the stated systematic error [17].

For the evaluation of Δm_d we need $f_{B_d}\sqrt{\hat{B}_{B_d}}$ and the analysis of Δm_s requires the SU(3) breaking ratio $\xi \equiv f_{B_s}\sqrt{\hat{B}_{B_s}}/(f_{B_d}\sqrt{\hat{B}_{B_d}})$. These quantities have been studied extensively using lattice Monte Carlo methods. Bernard in his review at Lattice 2000 [18] (as well as Aoki [19]) gave their values as $f_{B_d}\sqrt{\hat{B}_{B_d}} = 230 \pm 40$ MeV and $\xi = 1.16 \pm 0.05$. We have inflated the error on $f_{B_d}\sqrt{\hat{B}_{B_d}}$ by about 20% to 50 MeV for our nominal input. Also, in our nominal input we will increase the error on ξ to 0.08 to reflect our concern that the “direct” evaluation of the SU(3) breaking via:

$$\frac{\langle B_s | [\bar{b}\gamma_\mu(1-\gamma_5)s]^2 | \overline{B_s} \rangle}{\langle B_d | [\bar{b}\gamma_\mu(1-\gamma_5)d]^2 | \overline{B_d} \rangle} = \frac{m_s^2}{m_d^2} \xi^2 \quad (4)$$

tends to give somewhat larger central values [20] although with rather large errors so that within errors the results are compatible in the two methods. Since $\frac{\Delta m_s}{\Delta m_d}$ is an extremely important phenomenological constant it will certainly be very helpful if improved lattice studies via (4) re-confirm the value of ξ obtained via the $f_{B_s}\sqrt{B_{B_s}}/(f_{B_d}\sqrt{B_{B_d}})$ method [18].

In Table 1 we collect the “nominal” inputs for the important parameters taken from experiment and from the lattice. The Table also shows our inputs for the four parameters [R_{uc} , \hat{B}_K , $f_{B_d}\sqrt{\hat{B}_{B_d}}$ and ξ] for the “conservative” solution. For this case we take $\hat{B}_K = 0.90 \pm 0.06 \pm 0.14$ as there are preliminary indications from some lattice calculations of a few percent increase of this quantity in dynamical simulations [21]. Similarly there are indications [22] that B_{B_d} tends to decrease by about 11%; therefore, in our conservative choice we will take $f_{B_d}\sqrt{\hat{B}_{B_d}} = 217 \pm 50$ MeV and also we will inflate the error on ξ to 0.1. Note that these “conservative” choices are made as they tend to lower the value of $(\sin 2\beta)_{min}$.

Fig. 1(a) shows the resulting constraints from our nominal input in the $\bar{\eta}$ - $\bar{\rho}$ plane[23]. Fig. 1(b) shows the bounds on $\sin 2\beta$, e.g. $0.51 \leq \sin 2\beta \leq 0.88$ at 95% CL. In the second part of Table 1 we show the resultant confidence intervals for a number of quantities that depend on the CKM matrix. Based on the “nominal” and “conservative” inputs, we quote the angular quantities $\sin 2\beta$, $\sin 2\alpha$ and γ as well as the parameters $\bar{\rho}$ and $\bar{\eta}$ and the ratio $|V_{td}/V_{ts}|$. We also include the Jarlskog invariant of the CKM matrix, $J_{CP} \equiv A^2 \lambda^6 \bar{\eta}$ [13, 24], and give the corresponding predictions for the kaon decays $K^+ \rightarrow \pi^+ \nu \bar{\nu}$ and $K_L \rightarrow \pi^0 \nu \bar{\nu}$. These two decay modes are sensitive to the magnitude and imaginary part of V_{td} respectively.

We have also studied the sensitivity of the results on \hat{B}_K , $f_{B_d}\sqrt{\hat{B}_{B_d}}$, ξ , R_{uc} and on the Δm_s bound; of these the dependence on Δm_s is especially interesting and important. As Fig. 2 shows the bound on $\sin 2\beta$ is quite insensitive to the experimental bound on Δm_s so long as $\Delta m_s \gtrsim 9\hbar ps^{-1}$. Lower values of this quantity do tend to effect the bound. It is somewhat reassuring that so long as the LEP bound [25, 26] is $\geq 9\hbar ps^{-1}$, i.e. almost 50% of its stated value, it does not have a major effect on $\sin 2\beta$.

Fig. 3 summarizes our results on the bounds on $\sin 2\beta$ with various inputs. In addition to the two sets of inputs mentioned above, i.e. “nominal” and “conservative”, we also include here the following 2 cases.

1. Do not use $f_{B_d}\sqrt{\hat{B}_d}$ and use only $\epsilon_K, R_{uc}, \frac{\Delta m_s}{\Delta m_d}$ with the “conservative” input from Table 1.
2. Disregard $\frac{\Delta m_s}{\Delta m_d}$ as it may be of some concern that while, at present, we only have a bound on Δm_s , used in conjunction with the parameter ξ which the lattice gives with rather tight errors, it ends up playing a rather important role; thus use only ϵ_K, R_{uc} and Δm_d .

We see that $\sin 2\beta \gtrsim .47$ (at 95% CL) if all four of the experimental inputs are used. Fig. 3 also shows the experimental results for $\sin 2\beta$. It is clear that the experimental information available so far is completely compatible with theoretical expectations of the CKM model; there is no glaring need of new physics or new CP-odd phase(s). Searches for the effects of new CP-odd phase(s) [27], at least in these channels, will require precision studies.

An interesting feature of Fig. 3 is that the $\sin 2\beta$ interval depends little on whether or not we include $f_{B_d}\sqrt{B_{B_d}}$ (i.e. the input Δm_d). This is because the main effect of this constraint is on the magnitude of V_{td} while β depends on its phase. Thus, β and $f_{B_d}\sqrt{B_{B_d}}$ tend not to be correlated. Another notable aspect of Fig. 3 is that the lower bound on $\sin 2\beta$ gets appreciably reduced to ~ 0.35 (95% CL) if Δm_s is not included as an input. Thus, if improved experimental determinations of $\sin 2\beta$ end up finding a value lower than in eqn (3) then that may be indicative of problems with the Δm_s bound of $15 \hbar ps^{-1}$.

It is useful to compare our analysis to the one by Gilman *et al* [16] given in the Particle Data Book. There are small differences with us in various inputs such as ξ and Δm_{B_s} ; the most notable one is that our central value for $f_{B_d}\sqrt{\hat{B}_d}$ is bigger by about 10%. This is in line with recent assessment of effects of quenching [18]. The main effect of these differences is that our value for $\bar{\rho}$ tends to be somewhat bigger compared to Gilman *et al.* [28].

Since a very important source of error in the hadronic parameters that we took from the lattice originates from the quenched approximation, improvements are quite challenging and are likely to take considerable time

and effort. Therefore, the bounds that we deduced on $\sin 2\beta$ and other quantities are not likely to change any time soon. On the other hand, experiments from e^+e^- and hadronic B -facilities are expected to rapidly increase the pool of data by almost an order of magnitude or even more in the next year or two. Therefore, our bound should be able to facilitate tests of the CKM paradigm more definitively in the near future.

The case when ϵ_K is not used in the input data set is of special significance as then the remaining three inputs (R_{uc} , Δm_d , $\frac{\Delta m_s}{\Delta m_d}$) are all from *CP-conserving* B experiments [Fig. 4]. The resulting constraint on $\bar{\eta}$ is therefore especially important as a non-vanishing lower bound on $\bar{\eta}$ would then imply the need for the CP violation phase even when accounting for CP conserving B experiments [29]. Furthermore, if the CKM model is correct then the lower bound on $\bar{\eta}$ thus deduced from B experiments must satisfy the constraint from ϵ_K on the $\bar{\eta}$ - $\bar{\rho}$ plane; in particular ϵ_K requires $\bar{\eta} > .12$ (see Fig. 1(a)). Unfortunately the current accuracy of input data sets is not sufficient to give a 95% CL nonvanishing lower bound on $\bar{\eta}$ although at 68% CL that is the case: $0.084 < \bar{\eta} < 0.324$ at 68% CL and $0.014 < \bar{\eta} < 0.410$ at 95% CL. Thus as the accuracy on $\frac{V_{ub}}{V_{cb}}$, Δm_s and the hadronic parameters from the lattice improves it is very likely that in the near future the CP conserving B experiments would lead to a non-vanishing lower bound on $\bar{\eta}$ even at 95% CL thereby providing a completely non-trivial test of the CKM model. Meantime, the $\sin 2\beta$ measurements of eq. (3) via $B^0 \rightarrow J/\psi K^0$ may also now be included with the other three B -experiments [R_{uc} , Δm_d and $\frac{\Delta m_s}{\Delta m_d}$] to give a solution entirely from B -physics. One thus finds, $\bar{\eta} = 0.13 \rightarrow 0.27$ at 68% CL and $\bar{\eta} = 0.07 \rightarrow 0.35$ at 95% CL.

Since CP asymmetry results, eq. (3), on $B^0 \rightarrow J/\psi K^0$ are found to be completely compatible with the expectations of the CKM model, we can now include these latest results, so that our input set now consists of ϵ_K , R_{uc} , Δm_d , Δm_s and $\sin 2\beta$ to obtain the new global fits (see Fig. 5). The corresponding 68% and 95% CL results for various CKM parameters and other quantities of interest are given in Table 2.

In conclusion, from Table 1 and Fig. 3 it is apparent that if $\sin 2\beta$ is eventually measured to be significantly $\lesssim 0.47$, the CKM model of CP violation, or some subset of the theoretical inputs regarding matrix elements or the Δm_s bound, will have a problem. On the other hand, if $\sin 2\beta \gtrsim 0.47$ improvements in the theoretical inputs and or additional experimental input(s)

will be needed to refine our tests of the Standard Model CKM picture. Bearing that in mind we now briefly mention a few areas where experimental and/or theoretical progress could be very useful.

1. Along the same lines as mentioned above, it would be extremely useful to deduce the entire unitarity triangle from K -physics so that one can make more decisive comparisons, in particular of the Jarlskog invariant [24], J_{CP} , deduced from B -physics with that from K -physics and not just contend ourselves with the lower bound on $\bar{\eta}$ that ϵ_K gives or the constraints from ϵ_K only. Studies of $K^+ \rightarrow \pi^+ \nu \bar{\nu}$ can give a rather clean determination of $|V_{td}|$ and study of $K_L^0 \rightarrow \pi^0 \nu \bar{\nu}$ can give $\bar{\eta}$ or J_{CP} very cleanly and can be very useful in that regard [30].
2. Although direct experimental measurement of f_B via $B^\pm \rightarrow \tau^\pm + \nu$ still remains difficult due to the low branching ratio, some experimental information on f_B could be obtained via the radiative decays $B^+ \rightarrow \ell^+ + \nu_\ell + \gamma$. The branching ratio is expected to be [31] $\sim 5 \times 10^{-6}$ using $f_B = 200$ MeV and $\frac{V_{ub}}{V_{uc}} = 0.085$. Therefore, by adding e^+ , e^- , μ^+ , μ^- the effective branching ratio is about 2×10^{-5} and may well already be accessible. Furthermore, the photon spectrum is relatively hard as it originates from a spin-flip; the initial pseudoscalar meson emits the photon and becomes a vector or axial vector state for annihilation into $\ell + \nu$ without having to pay the penalty of helicity suppression. The calculations are model dependent but perhaps an accuracy of $\sim 30\%$ on f_B could be attained through this method and that may provide a useful experimental check on the lattice calculations.
3. It is clearly important to determine Δm_s via B_s - \bar{B}_s oscillation. This is likely to come from CDF/ $D\theta$ at the Tevatron and perhaps also from HERAB, TeVB, and LHCb. Meantime, it would be useful to attain information on $\frac{V_{td}}{V_{ts}}$ via $B^0 \rightarrow \rho^0 + \gamma$ [32]. The ratio $\frac{B^0 \rightarrow \rho^0 + \gamma}{B \rightarrow K^* + \gamma}$ should give $\frac{|V_{td}|}{|V_{ts}|}$ up to SU(3) corrections to a very good approximation. Calculation of $B \rightarrow \rho(K^*) + \gamma$ involves only one form factor [33]. It would be extremely useful to use lattice and other methods to calculate the SU(3) breaking effects on that form factor [34] which would be needed to relate measurements of $(B^0 \rightarrow \rho^0 + \gamma)/(B \rightarrow K^* + \gamma)$ to $|V_{td}/V_{ts}|$.

We acknowledge useful discussions with Sinya Aoki, Adam Falk and Fred Gilman. This research was supported in part by US DOE Contract Nos. DE-FG02-94ER40817 (ISU) and DE-AC02-98CH10886 (BNL)

References

- [1] Some of the related processes measured are $\psi' K^0$, $\eta_c K^0$, ... For simplicity we will collectively call these $J/\psi K^0$.
- [2] A. Abashian *et al.* [BELLE Collab.], hep-ex/0102018 (2001).
- [3] B. Aubert *et al.* [BaBar Collab.], hep-ex/0102030 (2001).
- [4] T. Affolder *et al.* [CDF Collab.], Phys. Rev. **D61**, 072005 (2000).
- [5] N. Cabibbo, Phys. Rev. Lett. **10**, 531 (1963).
- [6] M. Kobayashi and T. Maskawa, Prog. Th. Phys. **49**, 652 (1973).
- [7] Note the dual notation $(\alpha, \beta, \gamma) \equiv (\phi_2, \phi_1, \phi_3)$ in use at present; however, for definiteness, here we choose to use α, β, γ .
- [8] For a review article, see, e. g., H. Quinn and A.I. Sanda, Eur. Phys. Jour. **C15**,626 (2000).
- [9] A.B. Carter and A.I. Sanda, Phys. Rev. **D23**, 1567 (1981); I.I. Bigi and A.I. Sanda, Nucl. Phys. **B193**, 85 (1981).
- [10] K. Ackerstaff *et al.* [OPAL Collab.], Eur. Phys. Jour. **C5**, 379 (1998); R. Barate *et al.* [ALEPH Collab.], Phys. Lett. **B492**, 259 (2000).
- [11] L. Wolfenstein, Phys. Rev. Lett. **51**, 1945 (1983).
- [12] Particle Data Group, Euro. Phys. J. **C15**, 1 (2000).
- [13] A. Buras, hep-ph/0101336.
- [14] A. Buras, M. Lautenbacher and G. Ostermaier, Phys. Rev. **D50**, 3433 (1994).
- [15] M. Schmidtler and K.R. Schubert, Z. Phys. **C53**, 347 (1992).
- [16] For other recent work on such constraints see: S. Plaszczynski and M.-H. Schume, hep-ph/9911280; M. Artuso, hep-ph/9911347; A. Ali and D. London, hep-ph/00-3535; F. Parodi, R. Roudeau, A. Stocchi, hep-ex/9903063; S. Stone, hep-ph/9910417; M. Ciuchini *et al.*

- hep-ph/0012308; J. L. Rosner, hep-ph/0011355; See also F. Gilman, K. Kleinknecht and B. Renk on p. 103 in Ref. [12]; A. Falk, hep-ph/9908520; D. Atwood *et al*, hep-ph/0006032; BaBar Physics Book, P. F. Harrison, H. R. Quinn eds., SLAC-R-504 (1998).
- [17] L. Lellouch, hep-lat/0011088. See also, S. Aoki [JLQCD Collab.], Phys. Rev. Lett. **80**, 5271 (1998); A. Ali Khan *et al*. [CP-PACS Collab.], hep-lat/0010079; T. Blum, hep-lat/0011042; G. Kilcup, R. Gupta and S. Sharpe, Phys. Rev. **D57**, 1654 (1998).
- [18] C. Bernard, hep-lat/0011064.
- [19] S. Aoki, private communication, and talk at the BCP4 Meeting, Ise, Japan, Feb. 2001.
- [20] C. Bernard, T. Blum and A. Soni, Phys. Rev. **D58**, 014501 (1998); L. Lellouch *et al*. [UKQCD Collab], hep-lat/0011086.
- [21] G. Kilcup, D. Pekurovsky and L. Venkataraman, Nucl. Phys. (PS) **53**, 345 (1997).
- [22] V. Gimenez and J. Reyes, Nucl. Phys. **B545**, 576 (1999).
- [23] In order to fit the available data, we have interpreted the experimental and theoretical inputs stated above as Gaussian probability distributions. We then used a Monte Carlo algorithm to select a number (40000) of sample sets of parameters with a probability given by combined probability of these distributions. From these parameter sets, we then extracted the confidence intervals of $\sin 2\beta$, the allowed region of the $\bar{\eta} - \bar{\rho}$ plot and other parameters of interest.
- [24] C. Jarlskog, Phys. Rev. Lett. **55**, 1039 (1985); C. Jarlskog and R. Stora, Phys. Lett. **B208**, 268 (1988).
- [25] The LEP B Oscillation Working Group, <http://lepbosc.web.cern.ch/LEPBOSC/LEPBOSC98/3>.
- [26] K. Abe *et al*. [SLD Collaboration], hep-ex/0012043; K. Abe *et al*. [SLD Collaboration], hep-ex/0011041.

- [27] Effects of new physics in CP asymmetry in $B \rightarrow J/\psi + K^0$ have recently been studied by L. Wolfenstein, Phys. Rev. **D63**, 056001, (2001); Y. Nir, hep-ph/0008226; Z.-Z. Xing, hep-ph/0008018.
- [28] Given that considerable theoretical input is used in a global analysis such as ours, the strategy of Gaussian errors that we have adopted [23] may be of some concern and indeed, for this reason, some groups have opted for the so called scanning method. We have two comments to make in this regard. Firstly, the theoretical input used in here comes exclusively from lattice calculations and the relevant studies by now are rather matured having been examined extensively by a variety of techniques. We, therefore, believe that the theoretical errors being quoted are quite reliable. Secondly, we have checked that when the same input is used our method tends to give constraints quite similar to the scanning method; we explicitly checked this with the first paper in Ref. 16.
- [29] Of course the sign of $\bar{\eta}$ could not be determined without CP violation, only the fact that the magnitude of $\bar{\eta}$ was non-zero.
- [30] See, e.g., A.J. Buras in Ref.[13]; A.R. Barker and S.H. Kettell, hep-ex/0009024; L. Littenberg, hep-ex/0010048.
- [31] D. Atwood, G. Eilam and A. Soni, Mod. Phys. Lett. **A11**, 1001 (1996); G. Korchemsky, D. Pirjol and T-M. Yan, Phys. Rev. **D61**, 114510 (2000); C. Q. Geng, G.C. Lih, W.-M. Zhang, Phys. Rev. **D57**, 5697 (1998); P. Colangelo, F. De Fazio and G. Nardulli, Phys. Lett. **B386**, 328 (1996).
- [32] Note that $B^- \rightarrow \rho^- \gamma$ receives appreciable contributions from annihilation graphs, therefore for the determination of $|V_{td}/V_{ts}|$ it would be best to use $B^0 \rightarrow \rho^0 \gamma$. See D. Atwood, B. Blok and A. Soni, Int. J. Mod. Phys. A **11**, 3743 (1996). Other long-distance contributions are expected to be quite small. See, in particular, A. Khodjamirian, G. Stoll and D. Wyler, Phys. Lett. B **358**, 129 (1995). See also J. F. Donoghue, E. Golowich and A. A. Petrov, Phys. Rev. D **55**, 2657 (1997); A. Ali and V. M. Braun, Phys. Lett. B **359**, 223 (1995); B. Grinstein and D. Pirjol, Phys. Rev. **D62**, 093002 (2000); G. Eilam, A. Ioannisian and R. R. Mendel, Z. Phys. C **71**, 95 (1996).

- [33] C. Bernard, P. Hsieh and A. Soni, Phys. Rev. Lett. **72**, 1402 (1994);
K.C. Bowler *et al.* [UKQCD Collab] Phys. Rev. **D51**, 4955 (1995);
A. Abada *et al.* [APE Collab] hep-lat/9501015.
- [34] Strictly speaking to evaluate the absolute rate, the form factor at $q^2 = 0$ is needed which may be difficult for the lattice. However, for study of the SU(3) breaking ratio, the dependence on q^2 is likely to be minimal allowing for an accurate extrapolation to the physical point, $q^2 = 0$, from data collected at small values of q^2 .
- [35] A. J. Buras, M. Jamin and P.H. Weisz, Nuc. Phys. **B347**, 491 (1990);
S. Herrlich and U. Nierste, Nuc. Phys. **B419**, 192 (1994); G. Buchalla,
A.J. Buras and M.E. Lautenbacher, Rev. Mod. Phys., **68**, 1125 (1996).
- [36] An increase in the error on V_{cb} by 50% (i.e. to ± 0.003) has little effect (i.e. $\lesssim 10\%$) on the quantities given in the output here.

Table 1: Fits using “nominal” and “conservative” values for the four input parameters. The QCD correction coefficients η_1 , η_2 , η_3 and η_b are taken from [35] and $V_{cb} = 0.040 \pm 0.002$ [36].

Input Quantity	Nominal		Conservative	
$R_{uc} \equiv V_{ub}/V_{cb} $	$0.085 \pm .017$		$0.085 \pm .0255$	
$f_{B_d} \sqrt{\hat{B}_{B_d}}$	$230 \pm 50 \text{ MeV}$		$217 \pm 50 \text{ MeV}$	
ξ	1.16 ± 0.08		1.16 ± 0.10	
\hat{B}_K	0.86 ± 0.15		0.90 ± 0.15	
Output Quantity	68% CL	95% CL	68% CL	95% CL
$\sin 2\beta$	$0.60 \rightarrow 0.80$	$0.51 \rightarrow 0.88$	$0.58 \rightarrow 0.83$	$0.47 \rightarrow 0.93$
$\sin 2\alpha$	$-0.81 \rightarrow -0.18$	$-0.96 \rightarrow 0.17$	$-0.82 \rightarrow -0.14$	$-0.96 \rightarrow 0.27$
γ	$37.1^\circ \rightarrow 55.3^\circ$	$30.2^\circ \rightarrow 65.4^\circ$	$36.4^\circ \rightarrow 56.3^\circ$	$29.5^\circ \rightarrow 63.3^\circ$
$\bar{\eta}$	$0.25 \rightarrow 0.35$	$0.21 \rightarrow 0.41$	$0.24 \rightarrow 0.36$	$0.20 \rightarrow 0.44$
$\bar{\rho}$	$0.17 \rightarrow 0.32$	$0.10 \rightarrow 0.39$	$0.16 \rightarrow 0.34$	$0.07 \rightarrow 0.42$
$ V_{td}/V_{ts} $	$0.17 \rightarrow 0.20$	$0.15 \rightarrow 0.21$	$0.16 \rightarrow 0.20$	$0.15 \rightarrow 0.22$
$\Delta m_{B_s} (ps^{-1})$	$16.3 \rightarrow 23.4$	$15.3 \rightarrow 29.3$	$16.3 \rightarrow 24.6$	$15.3 \rightarrow 31.8$
J_{CP}	$(2.2 \rightarrow 2.9) \times 10^{-5}$	$(1.9 \rightarrow 3.4) \times 10^{-5}$	$(2.1 \rightarrow 3.0) \times 10^{-5}$	$(1.8 \rightarrow 3.5) \times 10^{-5}$
$Br(K^+ \rightarrow \pi^+ \nu \bar{\nu})$	$(0.57 \rightarrow 0.77) \times 10^{-10}$	$(0.49 \rightarrow 0.90) \times 10^{-10}$	$(0.55 \rightarrow 0.78) \times 10^{-10}$	$(0.47 \rightarrow 0.91) \times 10^{-10}$
$Br(K_L \rightarrow \pi^0 \nu \bar{\nu})$	$(0.16 \rightarrow 0.29) \times 10^{-10}$	$(0.12 \rightarrow 0.38) \times 10^{-10}$	$(0.15 \rightarrow 0.30) \times 10^{-10}$	$(0.11 \rightarrow 0.41) \times 10^{-10}$

Table 2: Fits using the measured value of $\sin 2\beta$ (see eq. (3)) plus the four inputs with “nominal” values given in Table 1.

Output Quantity	68% CL	95% CL
$\sin 2\beta$	$0.56 \rightarrow 0.73$	$0.49 \rightarrow 0.81$
$\sin 2\alpha$	$-0.87 \rightarrow -0.24$	$-0.98 \rightarrow 0.16$
γ	$36.5^\circ \rightarrow 56.2^\circ$	$29.4^\circ \rightarrow 67.3^\circ$
$\bar{\eta}$	$0.23 \rightarrow 0.32$	$0.20 \rightarrow 0.37$
$\bar{\rho}$	$0.15 \rightarrow 0.30$	$0.08 \rightarrow 0.36$
$ V_{td}/V_{ts} $	$0.17 \rightarrow 0.20$	$0.15 \rightarrow 0.22$
Δm_{B_s} (ps^{-1})	$16.1 \rightarrow 22.8$	$15.2 \rightarrow 28.3$
J_{CP}	$(2.1 \rightarrow 2.7) \times 10^{-5}$	$(1.8 \rightarrow 3.1) \times 10^{-5}$
$Br(K^+ \rightarrow \pi^+ \nu \bar{\nu})$	$(0.60 \rightarrow 0.81) \times 10^{-10}$	$(0.52 \rightarrow 0.92) \times 10^{-10}$
$Br(K_L \rightarrow \pi^0 \nu \bar{\nu})$	$(0.14 \rightarrow 0.24) \times 10^{-10}$	$(0.11 \rightarrow 0.31) \times 10^{-10}$

Figure Captions

Figure 1:

(a) A plot of the allowed region in the $\bar{\rho}$ - $\bar{\eta}$ plane using our nominal inputs. The 1- σ constraints resulting from ϵ_K are shown with the dashed lines; those from $|V_{ub}/V_{cb}|$ are shown with the dash-dotted lines and the 1- σ constraints resulting from the $B_d\bar{B}_d$ oscillation rate are shown with the dotted lines. The thin solid line, obtained by using the 95% CL bound $\Delta m_s > 15ps^{-1}$ and $\xi \leq 1.32$ (which is the 2- σ bound), indicates the limit from $B_s\bar{B}_s$ oscillation. The solid contours indicate the interval allowed by the combined constraints with the inner contour indicating the 68% confidence interval and the outer one the 95% confidence interval.

(b) The likelihood function for various values of $\sin 2\beta$. The dotted box indicates the 68% confidence interval while the dashed box indicates the 95% confidence interval.

Figure 2: The solid lines indicate the upper and lower confidence (95% CL) interval in $\sin 2\beta$ as a function of the bound on Δm_s in units of $\hbar ps^{-1}$.

Figure 3: The 68% and 95% CL allowed intervals in $\sin 2\beta$ are shown for various fits to the CKM matrix discussed in the text. Also shown are the 1 - σ ranges for the data from BaBar, BELLE , CDF as well as their combined result.

Figure 4: The $\bar{\eta}$ - $\bar{\rho}$ plot as in Figure 1(a) (i.e. with nominal input) except that the ϵ_K data are not used in the global fit shown so that the input set consists of only the CP conserving B-experiments, namely R_{uc} , Δm_d and $\Delta m_s/\Delta m_d$; in this figure we take the sign of $\bar{\eta}$ to be positive [29].

Figure 5: Figure shows the global fit using the nominal four inputs from Table 1 but in addition including also the $\sin 2\beta$ measurements (see eq. (3)).

Figure 1(a)

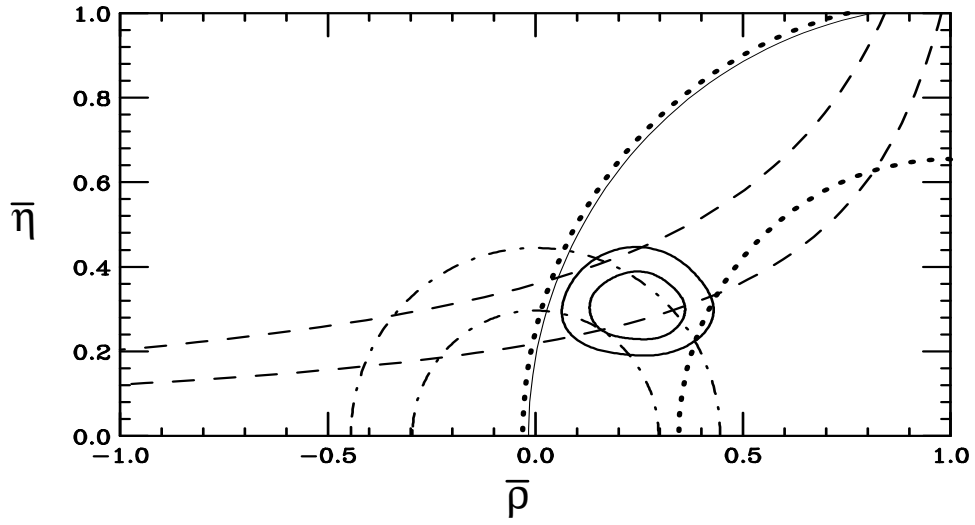


Figure 1(b)

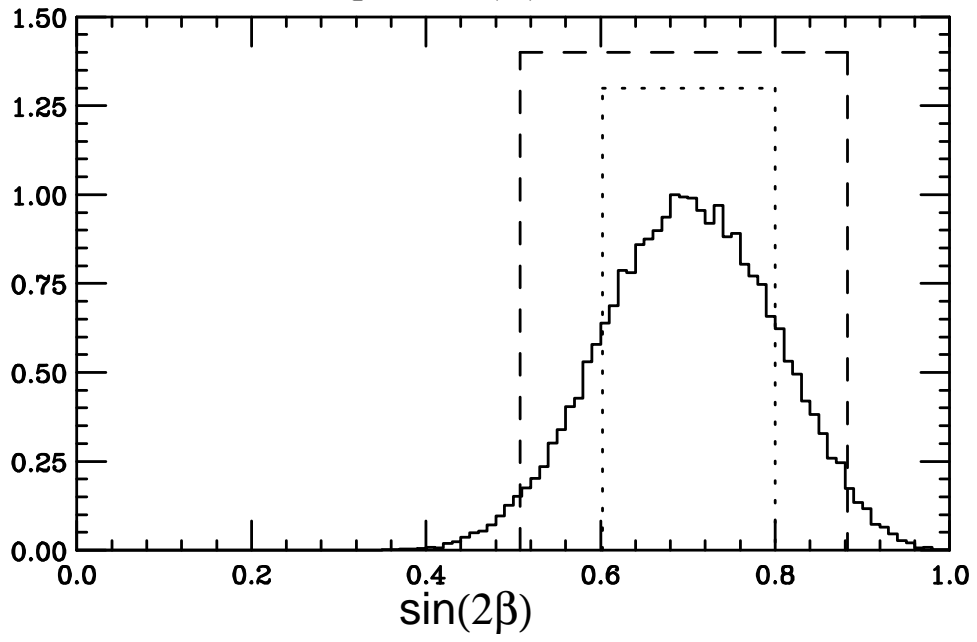


Figure 2

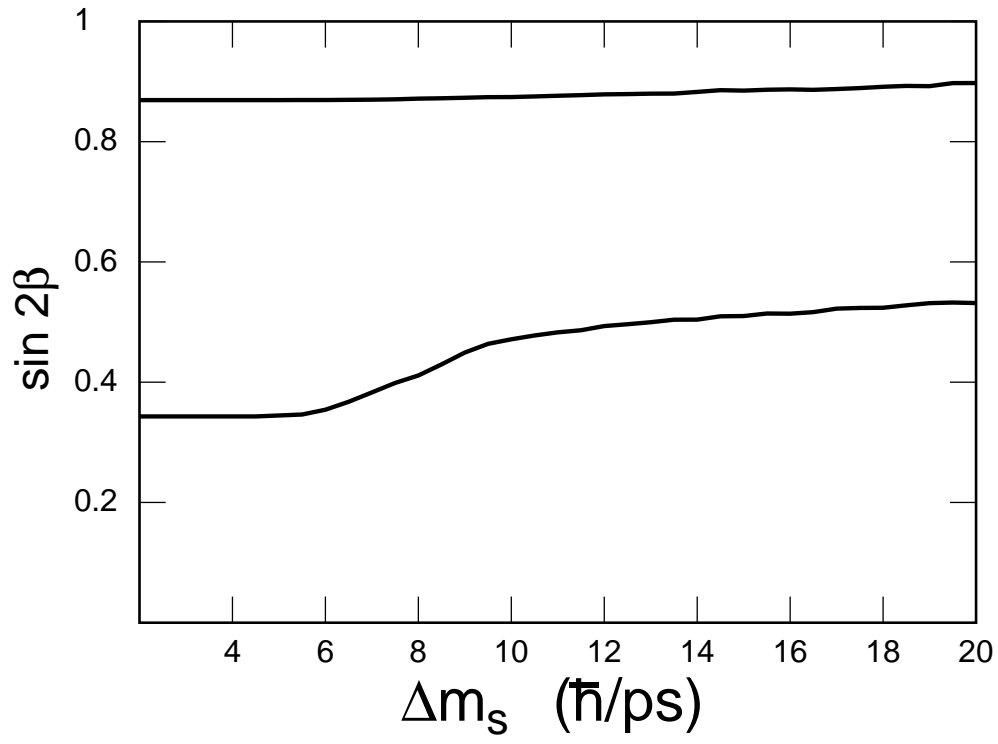


Figure 3

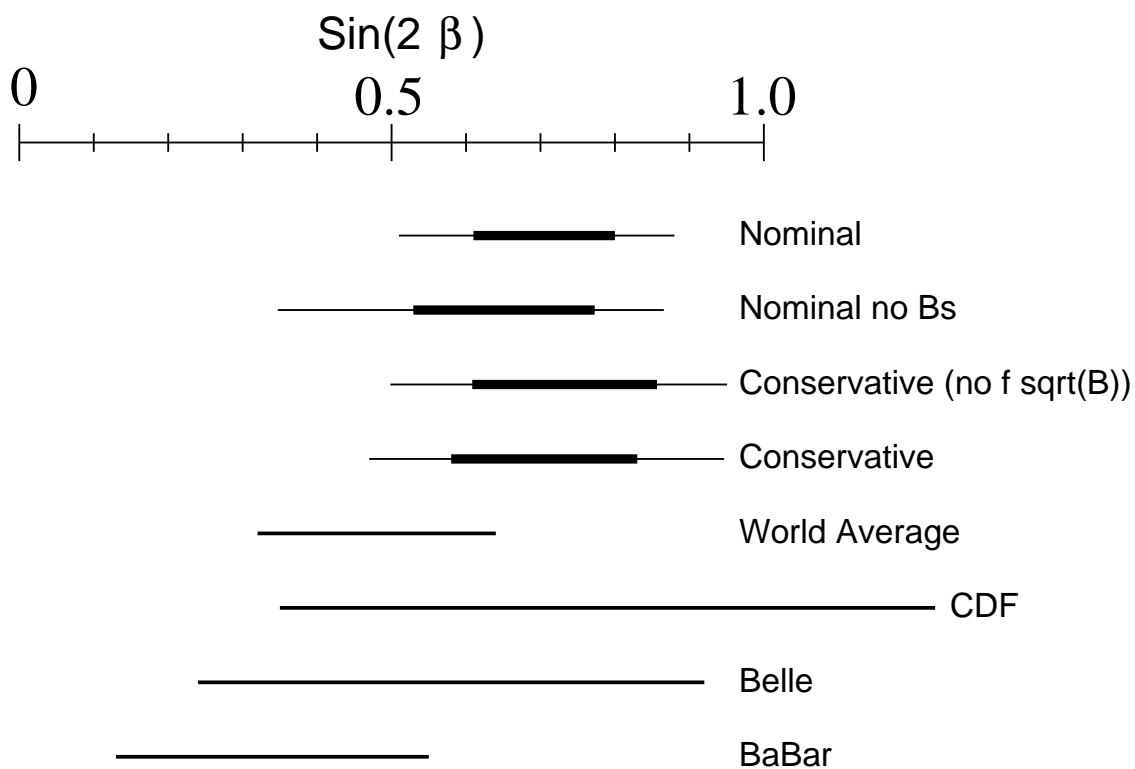


Figure 4

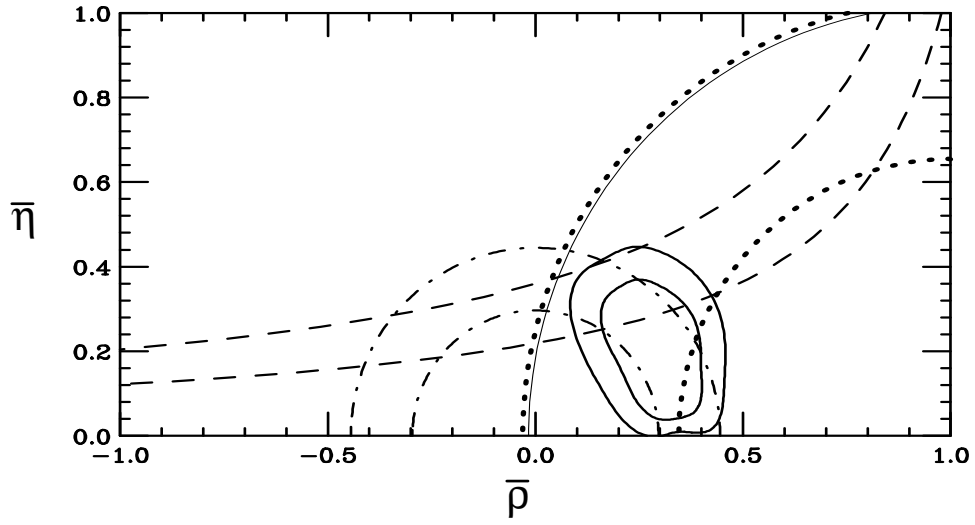


Figure 5

