

N^* Spectrum in Lattice QCD [†]

Shoichi Sasaki

*RIKEN BNL Research Center, Brookhaven National Laboratory,
Upton, NY 11973, USA
E-mail: ssasaki@bnl.gov*

We investigate the mass of the parity partner $N^*(1/2^-)$ of the nucleon $N(1/2^+)$, in lattice QCD using a new lattice discretization scheme for fermions, domain wall fermions (DWF). DWF possess exact chiral symmetry and flavor symmetry, both of which are required for this problem, even at finite lattice spacing. Our calculation reproduces the large mass splitting between those two states, in good agreement with experiment. We also present preliminary results for the mass of the positive-parity excited state $N'(1/2^+)$.

1 Introduction

It is important to understand the hadron mass spectrum from the first principles of quantum chromodynamics (QCD), the fundamental theory of the strong interactions. As is well known, the only method for such a first-principle calculation is numerical lattice QCD. Recent lattice calculations of the light-hadron mass spectrum in the quenched approximation agree well with experimental values within about 5%¹. However, this success is restricted to ground states and does not apply to excited states. The excited-state mass spectrum is big challenge in lattice QCD.

In this study, we focus on a negative-parity nucleon excited-state $N^*(1535)$, which is theoretically identified as the *parity partner* of the nucleon $N(939)$. We are especially interested in the mass splitting between N and N^* from the viewpoint of parity partners. As is well known, the mass splitting between parity partners would be absent if chiral symmetry were preserved². In other words spontaneous chiral-symmetry breaking is responsible for the absence of such parity doubling in the actual hadron spectrum. In this sense, regardless of a model or a theory, it is important to handle the *chiral symmetry and its spontaneous breaking* for reproducing precisely the mass splitting between parity-partner hadrons.

Indeed, both non-relativistic quark models³ and bag models⁴, which explicitly break chiral symmetry, fail to reproduce the large mass splitting between $N(939)$ and $N^*(1535)$ ⁵. The non-relativistic quark models are based on

[†]This work was done in collaboration with T. Blum, P. Chen, N. Christ, M. Creutz, C. Dawson, G. Fleming, R. Mawhinney, S. Ohta, S. Sasaki, G. Siegert, A. Soni, P. Vranas, M. Wingate, L. Wu and Y. Zhestkov (RIKEN-BNL-Columbia-KEK collaboration).

a harmonic oscillator description of the orbital motion of constituent quarks. The plausible value of its oscillator quantum should be a couple of hundred MeV to reproduce the observed charge radius and magnetic moment of the nucleon³. Since this model regards N^* as a state with one quantum excitation in orbital motion, it indicates that N^* lies just a few hundred MeV above the ground state. Even worse, we face a serious problem of the wrong ordering of $N^*(1535)$ and the positive-parity excited state $N'(1440)$ ⁵ because N' should be assigned two oscillator quanta in this model³. Furthermore this wrong ordering cannot be improved by the conventional one-gluon-exchange potential model of the residual interaction between constituent quarks⁶. In addition, this difficulty led Glozman and Riska to propose another candidate for the residual interaction⁶. It is easy to see that the bag models face essentially the same problem⁴.

It is clearly an interesting question whether lattice QCD can reproduce this large N - N^* mass splitting. However, conventional lattice fermion schemes had some difficulty in this challenge. The Nielsen-Ninomiya no-go theorem⁷ dictates that either chiral symmetry or flavor symmetry or both are supposed to be violated at finite lattice spacing, while both of them are essential in this subject. The Wilson fermions explicitly break chiral symmetry at finite lattice spacing and hence are quite inadequate for the current problem. Although Kogut-Susskind (KS) fermions have a remnant $U(1)$ chiral symmetry at finite lattice spacing, they are still not capable of the N^* mass calculation. The main reason is that KS fermion has only discrete flavor symmetries which belong to a subgroup of the $SU(4)$ flavor symmetry⁸. There are only three irreducible representations, **8**, **8'** and **16** for KS baryon operators due to this incomplete flavor symmetry. Two appropriate representations **8** and **16**, to which $N^*(1535)$ belongs, involve also $\Lambda(1405)$, $\Lambda(1520)$ and $N(1520)$ ⁸. The study of N^* spectrum using KS fermions always faces this inevitable contamination from lower mass states.

Several years ago, Kaplan⁹ advocated a new type of lattice fermion scheme, and Shamir^{10,11} reformulated it for lattice QCD simulations. They are called domain wall fermions (DWF), which utilize a fictitious fifth dimension. An important feature of DWF is that chiral symmetry is almost exactly preserved even at the finite lattice spacing. This is achieved because the symmetry violation is suppressed exponentially in terms of the number of lattice sites N_s in the extra dimension¹¹. In other words, N_s gives us a way to control the violation. Recent lattice calculations with DWF have shown that good chiral properties are obtained for moderate N_s like 16 if the lattice spacing is small enough, like 0.2 fm¹¹. In addition, the flavor symmetry is also well preserved in this fermion discretization. Thus we are led to an attempt to use DWF for

lattice QCD calculations of the N^* mass spectrum¹².

2 Baryon operators

The mass m_B of the low-lying baryon B is extracted from the two-point correlation function composed of the baryon interpolating operator \mathcal{O}_B :

$$G_{\mathcal{O}_B}(t) = \sum_{\vec{x}} \langle 0 | T \{ \mathcal{O}_B(\vec{x}, t) \bar{\mathcal{O}}_B(0, 0) \} | 0 \rangle , \quad (1)$$

which behaves like $\exp(-m_B t)$ for large t since $G_{\mathcal{O}_B}(t)$ is projected out at zero spatial momentum through the sum over \vec{x} ¹³. We focus on the nucleon channel, the spin-half iso-doublet baryons. There are two possible interpolating operators for the corresponding quantum number $J^P = 1/2^+$ even if we restrict them to contain no derivatives and to belong to the $(\frac{1}{2}, 0) \oplus (0, \frac{1}{2})$ chiral multiplet under $SU(2)_L \otimes SU(2)_R$ ¹⁴:

$$B_1^+ = \varepsilon_{abc} (u_a^T C \gamma_5 d_b) u_c , \quad (2)$$

$$B_2^+ = \varepsilon_{abc} (u_a^T C d_b) \gamma_5 u_c , \quad (3)$$

where abc , ud , C and γ_5 have usual meanings as color, flavor, charge conjugation and Dirac indices. The superscript “+” denotes the positive parity.

The operator B_1^+ is preferred for use in lattice QCD to extract the signal of the nucleon ground-state. On the other hand, the operator B_2^+ is conventionally discarded since B_2^+ is expected to couple weakly to the nucleon ground-state due to the vanishing non-relativistic limit¹⁵. In our calculation, the nucleon interpolating operator is assigned to B_1^+ in the conventional way. We try to calculate the excited-state mass spectrum from B_2^+ .

Multiplying the left hand side of the previous positive parity operators by γ_5 , we obtain the interpolating operators with negative parity¹⁶:

$$B_1^- = \gamma_5 B_1^+ = \varepsilon_{abc} (u_a^T C \gamma_5 d_b) \gamma_5 u_c , \quad (4)$$

$$B_2^- = \gamma_5 B_2^+ = \varepsilon_{abc} (u_a^T C d_b) u_c . \quad (5)$$

The point to notice is the relation between the nucleon two-point functions with opposite parities

$$G_{B^+}(t) = -\gamma_5 G_{B^-}(t) \gamma_5 . \quad (6)$$

This means that the two-point correlation function can couple to both positive and negative parity states¹³:

$$G_{B^+}(t) \rightarrow (1 + \gamma_t) G_0(t) + (1 - \gamma_t) G_0(-t) , \quad (7)$$

$$G_{B^-}(t) \rightarrow -(1 - \gamma_t) G_0(t) - (1 + \gamma_t) G_0(-t) , \quad (8)$$

where $G_0(t) = \theta(t)A_+e^{-M_+t} + \theta(-t)A_-e^{+M_-t}$ †. M_{\pm} denote masses of the opposite parity state. Since $G_0(t)$ possesses the contribution from both positive and negative parity lowest-lying states¹³, which propagate in the opposite time direction respectively, we are threatened by contamination from the backward propagating opposite parity state in the case of the baryon spectrum with some boundary condition. An appropriate boundary condition is required in the time direction to reduce the contamination of the opposite parity state.

At the end of this section, let us briefly review the knowledge that non-broken chiral symmetry imposes parity doubling in the hadron spectrum^{2,14}. For the sake of simplicity, we consider a particular transformation of the $SU(2)$ chiral symmetry as $[Q_5, u] = +i\gamma_5 u$ and $[Q_5, d] = -i\gamma_5 d$. Then, one can easily find that the two-point correlator composed of each B_1 and B_2 should transform as

$$[Q_5, B_{1,2}^+(x)\bar{B}_{1,2}^+(0)] = i\{\gamma_5, B_{1,2}^+(x)\bar{B}_{1,2}^+(0)\} \quad (9)$$

in the chiral limit; $[Q_5, H] = 0$. Suppose that the vacuum possesses chiral symmetry: $Q_5|0\rangle = 0$. Eq.(9) shows that the two-point correlation function of the nucleon and γ_5 have to anti-commute,

$$\{\gamma_5, G_{B^+}(t)\} = 0. \quad (10)$$

Immediately, Eq.(6) gives

$$G_{B^+}(t) = G_{B^-}(t), \quad (11)$$

which means that parity doubling arises in the nucleon channel due to chiral symmetry¹⁴. Of course, the chiral symmetry is spontaneously broken, $Q_5|0\rangle \neq 0$ in the QCD vacuum so that such a parity doubling never occurs in the actual spectrum². In this sense, the spontaneous breaking of chiral symmetry is responsible for the absence of parity doubling. ‡

3 Numerical results

We generate quenched QCD configurations on a $16^3 \times 32$ lattice with the standard single-plaquette Wilson action at $\beta = 6/g^2 = 6.0$. The quark propagator is calculated by using domain wall fermions with a fifth dimension of

†In the quenched approximation, N^* can be regarded as the stable baryon like the nucleon.
‡This argument ignores the consequence of the 't Hooft anomaly condition¹⁷ and also spoils the possibility of the massless baryon because $G_{B^+}(t)$ and $G_{B^-}(t)$ are defined at zero spatial momentum.

$N_s=16$ sites and the domain-wall height $M=1.8$. According to our simulations¹⁸, this corresponds to lattice units $a^{-1} \approx 1.9$ GeV from $am_\rho=0.400(8)$ in the chiral limit and spatial lattice size $La \approx 1.7$ fm.

In this work, we provide forward-type and backward-type quark propagators with the wall source at two different locations ($t = 5$ and 27) and take the average of two measurements for the hadron spectrum in each configuration. We use 205 independent gauge configurations for the lightest two quark masses, $m = 0.02$ and 0.03 and 105 configurations for the heavier ones, $m = 0.04 - 0.125$. Those bare quark masses correspond to mass ratios $m_\pi/m_\rho \approx 0.59 - 0.90$. All calculations were done on the 600 Gflops QCDSF machine at the RIKEN BNL Research Center.

Now let us touch upon technical details. We take a linear combination of two quark propagators with periodic and anti-periodic boundary condition in the time direction, respectively. This procedure enables us to extract the state with desired parity even in the baryon spectrum.

3.1 Parity partner of nucleon: N^*

We present mass estimates of the nucleon (N) and its parity partner (N^*) obtained by the single mass-fit method applied to the two-point functions. We first calculate the effective masses to find appropriate time ranges for fitting. The effective mass plot shows plateaus on the far side of the source ($t - t_{\text{source}}=13-20$) for N and on the near side of the source ($t - t_{\text{source}}=5-12$) for N^* . We choose to fit our baryon propagators from some minimum time slice T_{min} to an appropriate maximum time slice $T_{\text{max}} = 20$ for N and $T_{\text{max}} \leq 16$ for N^* . To keep fitting ranges as wide as possible, T_{min} is varied from $T_{\text{max}} - 2$ and selected under the condition $\chi^2/N_{\text{DF}} \leq 1.0$ where N_{DF} denotes the fitted degree of freedom. All our fits are reasonable in the sense that the confidence-level is larger than 0.3 and estimates from the weighted average of the effective mass agree with them within errors.

In Figure 1 we show the low-lying nucleon spectrum as a function of the quark mass, m . The nucleon mass is extracted from the B_1^+ operator. We omit the point at $m = 0.02$ for the operator B_2^- since a good plateau in the effective mass plot is absent. N^* mass estimates from B_1^- and B_2^- operators agree with each other within errors in the whole quark mass range, as expected from their common quantum numbers¹². Note that this result disagrees with the N^* spectrum obtained in Ref 16: we cannot find any discrepancy between mass spectra from B_1^- and B_2^- . Note also the same signal for N^* is obtained from a mixed correlation function $\langle 0|B_1^- \bar{B}_2^- + B_2^- \bar{B}_1^-|0\rangle$ in our study.

The most remarkable feature in Figure 1 is that the N - N^* mass splitting

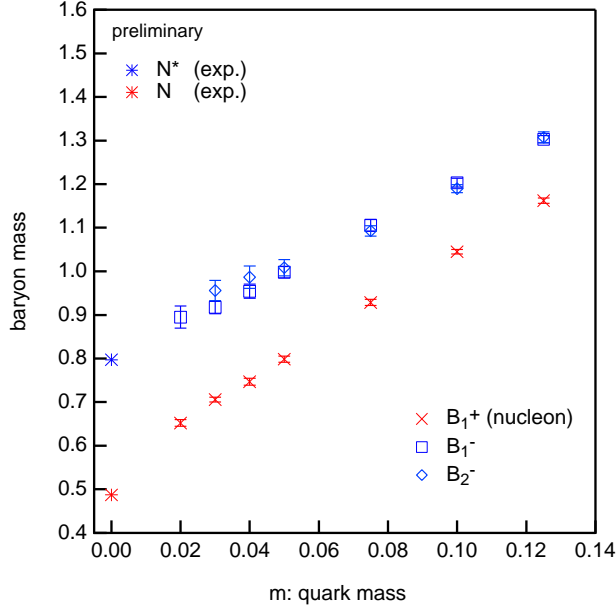


Figure 1: N (\times) and N^* (\square and \diamond) masses versus the quark mass in lattice units ($a^{-1} \approx 1.9\text{GeV}$ from $am_\rho=0.400(8)$ in the chiral limit). The corresponding experimental values for N and N^* are marked with stars. The N - N^* mass splitting is clearly observed.

is observed in the whole range and even for light valence quark mass values¹². This mass splitting grows as the valence quark mass decreases¹². To make this point clear, we compare two mass ratios, one from the baryon parity partners m_{N^*}/m_N and the other from pseudo-scalar and vector mesons m_π/m_ρ in Figure 2. Experimental points are marked with stars, corresponding to non-strange (left) and strange (right) sectors. In the strange sector we use Σ and $\Sigma(1750)$ as baryon parity partners and K and K^* for mesons⁵. We find the baryon mass ratio clearly grows with decreasing meson mass ratio, toward the experimental values¹².

Finally, we evaluate the N and N^* mass in the chiral limit. We simply take a linear extrapolation in 5 lightest quark masses for B_1^+ and B_1^- . We find $m_N=0.55(1)$ and $m_{N^*}=0.80(2)$ in lattice units for values in the chiral limit. If the scale is set as $a^{-1} \approx 1.9\text{ GeV}$ from the ρ mass¹⁸, we obtain $m_N \approx 1.0\text{ GeV}$ and $m_{N^*} \approx 1.5\text{ GeV}$ in a good agreement with the experimental value. Above errors do not include systematic errors due to finite volume, lattice spacing

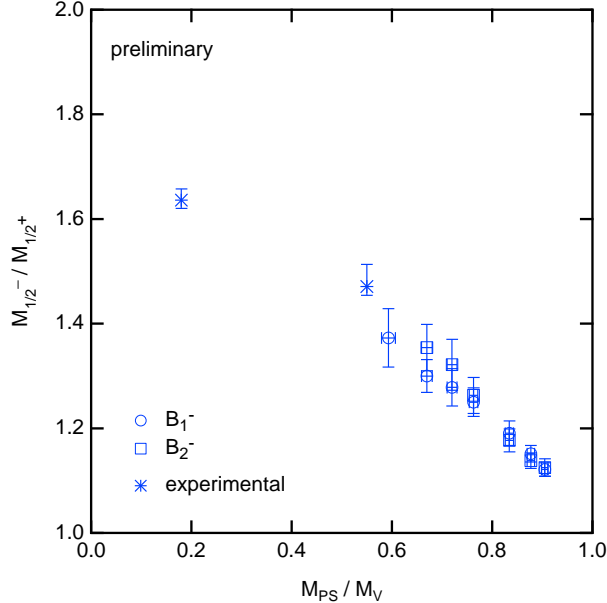


Figure 2: Mass ratio of the negative-parity excited-state and positive-parity ground-state baryons versus mass ratio of the pseudoscalar meson and vector meson. All calculation is done for three degenerate valence quarks.

and quenching effects. Such a systematic study will be addressed in future calculations.

3.2 Positive parity excited-state: N'

In principle, the mass spectrum of the “first” excited nucleon can be derived from the two-mass fits for the nucleon interpolating operator B_1^+ . However, large statistics are required. Also it is difficult to control the systematic errors. Indeed, several attempts to extract N' mass spectrum failed to reproduce experiment. Here, we take another approach to N' spectrum.

As we mentioned, the B_2^+ operator vanishes in the non-relativistic limit. Thus we expect that B_2^+ weakly couples to the nucleon ground-state since the non-relativistic description of the nucleon was quite successful in the naive quark model. On the other hand, nobody has succeeded in extracting the signal of the nucleon by using the so-called unconventional operator B_2^+ in

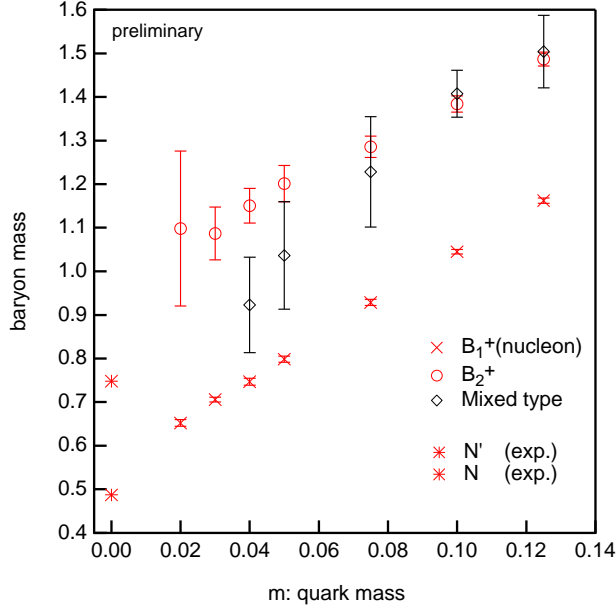


Figure 3: Mass estimates obtained from B_1^+ (x), B_2^+ (o) and mixed type correlator (◇). The experimental values for N and N' are marked with stars.

lattice QCD¹⁵. This suggests that B_2^+ has negligible overlap with the nucleon ground-state and might give us a signal for an excited-state nucleon. Of course, this naive expectation is against the common sense that interpolating operators with the same quantum numbers should give the same mass spectrum. However, we find different plateaus in effective mass plots from B_1^+ and B_2^+ operators¹².

We apply the single-mass fit method described above to the two-point function composed of B_2^+ . We find that masses extracted from B_1^+ and B_2^+ are quite different as shown in Figure 3. We conclude that we can identify B_2^+ with the “first” positive-parity excited-state (N') of the nucleon for heavy quarks ($m \gtrsim 0.07$)¹². The main reason is that we obtain mass estimates consistent with B_2^+ from the mixed correlation function $\langle 0|B_1^+\bar{B}_2^+ + B_2^+\bar{B}_1^+|0\rangle$. This suggests $\langle 0|B_2^+|N\rangle \approx 0$. Indeed, we see $|\langle 0|B_2^+|N\rangle|/\langle 0|B_2^+|N'\rangle^2 \leq 10^{-3}$ from the two-mass fits for the B_2^+ correlation at $m = 0.10$ and 0.125 . This is plausible since the operator B_2^+ is expected to couple weakly to the ground state of the nucleon as we mentioned earlier¹⁵. This feature weakens in the

lighter quark mass region (from around $m = 0.05$). Unfortunately, we have no data of the mixed type correlation for $m = 0.02$ and 0.03 . To make a definite conclusion about the result of B_2^+ , we need further calculations for the light quark mass.

Finally, we want to touch upon the reason why we see a clear B_2^+ signal for the first time in this study while previous studies failed to do so. This should be related to mixing induced by explicit chiral symmetry breaking at finite lattice spacing which is absent in our calculation but severe in those calculations. Although B_1^+ and B_2^+ do not mix in the continuum because of different chiral structures[‡], it is known that unwanted mixing between them arises through the explicit breaking of chiral symmetry by conventional lattice fermions¹⁹. On the other hand, this breaking in DWF is expected to be suppressed exponentially with N_s . Thus DWF can drastically reduce the unwanted mixing²⁰. Indeed what we see here suggests such reduction is significant. As a result, we are able to numerically confirm the expected feature $\langle 0|B_2^+|N \rangle \simeq 0$ in the region of heavy valence-quark mass.

4 Conclusion

We studied the mass spectrum of the nucleon excited-states in quenched lattice QCD using the domain-wall fermions (DWF) which preserves the chiral and flavor symmetries almost exactly. Most importantly we demonstrated that this method is capable of calculating the excited-state mass of N^* .

We made systematic investigation of the N^* spectrum by using two distinct interpolating operators, B_1^- and B_2^- . We obtained mutually consistent results for the N^* mass spectrum from both of them. This is in contrast with the positive parity case as described below. In practice B_1^- is preferable to B_2^- in extracting the N^* mass signal.

We found definite mass splitting between N^* and N in the whole quark mass range studied. Furthermore, this splitting grows with decreasing quark mass. This is the first time such a remarkable feature has been observed in any theoretical calculation. The N^* mass and the N - N^* mass splitting in the chiral limit obtained by extrapolation is consistent with the experimental value within about 5-10%. This is very encouraging for further investigations of N^* physics.

We observed no signal for the nucleon by using the unconventional nucleon operator B_2^+ which vanishes in the non-relativistic limit. Instead, we extracted

[‡]To speak properly, $B_1^+ - B_2^+$ and $B_1^+ + B_2^+$ belong to two distinct $(\frac{1}{2}, 0) \oplus (0, \frac{1}{2})$ chiral multiplets under $SU(2)_L \otimes SU(2)_R$ ¹⁴.

the mass of the first excited nucleon N' for heavy quarks. We need further study to make a definite conclusion about this subject for lighter quarks.

Acknowledgments

The author would like to thank Professor V. Burkert and the other organizers of NSTAR2000 for an invitation. He is also grateful to Professor L.Ya. Glozman and Professor D.O. Riska for recommending him to the organizers as an invited speaker in this workshop. We thank RIKEN, Brookhaven National Laboratory, and the U.S. Department of Energy for providing the facilities essential for the completion of this work.

References

1. S. Aoki *et al.*, *Phys. Rev. Lett.* **84**, 238 (2000); S. Kim and S. Ohta, *Phys. Rev. D* **61**, 074506 (2000).
2. See, *e.g.*, H. Pagels, *Phys. Rept.* **16**, 219 (1975).
3. N. Isgur and G. Karl, *Phys. Rev. D* **19**, 2653 (1979).
4. A. Chodos *et al.*, *Phys. Rev. D* **10**, 2599 (1974).
5. C. Caso *et al.*, Particle Data Group, *Eur. Phys. J. C* **3**, 1 (1998).
6. L.Ya. Glozman and D.O. Riska, *Phys. Rept.* **268**, 263 (1996).
7. H.B. Nielsen and M. Ninomiya, *Nucl. Phys. B* **185**, 20 (1981); *Nucl. Phys. B* **195**, E541 (1982); *Nucl. Phys. B* **193**, 173 (1981).
8. M.F.L. Golterman and J. Smit, *Nucl. Phys. B* **255**, 328 (1985).
9. D. Kaplan, *Phys. Lett. B* **288**, 342 (1992).
10. Y. Shamir, *Nucl. Phys. B* **409**, 90 (1993).
11. T. Blum, *Nucl. Phys. B (Proc. Suppl.)* **73**, 167 (1999); and references cited therein.
12. S. Sasaki, hep-lat/9909093.
13. F. Fucito *et al.*, *Nucl. Phys. B* **210**, 407 (1982).
14. T.D. Cohen and X. Ji, *Phys. Rev. D* **55**, 6870 (1997).
15. D.B. Leinweber, *Phys. Rev. D* **51**, 6383 (1995).
16. F.X. Lee and D.B. Leinweber, *Nucl. Phys. B (Proc. Suppl.)* **73**, 258 (1999).
17. G. 't Hooft in *Recent developments in gauge theories*, ed. 't Hooft *et al.* (Plenum, N.Y., 1980).
S. Coleman and B. Grossman, *Nucl. Phys. B* **203**, 205 (1982).
18. See the Lattice 99 contributions of L. Wu, hep-lat/9909117, and M. Wingate, hep-lat/9909101.
19. D. Richards *et al.*, *Nucl. Phys. B* **286**, 683 (1987).
20. S. Aoki *et al.*, *Phys. Rev. D* **60**, 114504 (1999).