

March 2000

Maximal ν_e oscillations, Borexino and smoking guns

R. Foot

*School of Physics**Research Centre for High Energy Physics**The University of Melbourne**Parkville 3052 Australia**foot@physics.unimelb.edu.au***Abstract**

We examine the maximal $\nu_e \rightarrow \nu_s$ and $\nu_e \rightarrow \nu_{\mu,\tau}$ oscillation solutions to the solar neutrino problem. These solutions lead to roughly a 50% solar flux reduction for the large parameter range $3 \times 10^{-10} \lesssim \delta m^2/eV^2 \lesssim 10^{-3}$. It is known that the earth regeneration effect may cause a potentially large night-day effect even for maximal neutrino oscillations. We investigate the night-day asymmetry predictions for the forthcoming Borexino measurement of the ${}^7\text{Be}$ neutrinos for both maximal $\nu_e \rightarrow \nu_s$ and $\nu_e \rightarrow \nu_{\mu,\tau}$ oscillations. If $y \times 10^{-8} \lesssim \delta m^2/eV^2 \lesssim 2y \times 10^{-5}$ (with $y \simeq 0.5$ for $\nu_e \rightarrow \nu_s$ case and $y \simeq 1$ for the $\nu_e \rightarrow \nu_{\mu,\tau}$ case) then the maximal neutrino oscillations will lead to observable night-day asymmetries in Borexino and/or superKamiokande. With Kamland covering the high mass range, $10^{-5} \lesssim \delta m^2/eV^2 \lesssim 10^{-3}$ and Borexino/SuperK covering the low mass range, $3 \times 10^{-10} \lesssim \delta m^2/eV^2 \lesssim 5 \times 10^{-9}$ ("just so" region), essentially all of the δm^2 parameter space will soon be scrutinized.

Maximal oscillations occupy a special point in parameter space. Neutral Kaons and B-mesons both oscillate maximally with their antiparticle partners. Interestingly there is now strong evidence from solar [1] and atmospheric [2] neutrino experiments that electron and muon neutrinos also oscillate maximally with some as yet unidentified partner. Identifying these states is one of the most pressing issues in particle physics.

One possibility is that each of the three known neutrinos oscillates maximally with an approximately sterile partner. This behaviour is expected to occur if parity is an unbroken symmetry of nature [3,4]. In this theory, the sterile flavour maximally mixing with the ν_e is identified with the mirror electron neutrino. The characteristic maximal mixing feature occurs because of the underlying exact parity symmetry between the ordinary and mirror sectors. The maximal mixing observed for atmospheric muon neutrinos is nicely in accord with this framework (see e.g. [5]), which has the atmospheric neutrino problem resolved through ' $\nu_\mu \rightarrow$ mirror partner' oscillations. Alternatively, it has also been suggested [6] that each of the known neutrinos are pseudo-Dirac fermions [7] which has each of the known neutrinos oscillating maximally into the sterile, ν_R state. Both of these ideas motivate the study of maximal two flavour $\nu_e \rightarrow \nu_s$ oscillations (where ν_s means sterile neutrino).

Of course there are other possibilities. For example it is possible that the neutrino anomalies are due to bi-maximal mixing [8]. This sees the atmospheric anomaly being solved by maximal $\nu_\mu \rightarrow \nu_\tau$ oscillations and the solar problem being solved by maximal $\nu_e \rightarrow (\nu_\mu + \nu_\tau)/\sqrt{2}$ oscillations. The bi-maximal hypothesis is an interesting possibility even though a compelling theoretical motivation for it has yet to be found. Thus, two flavour maximal $\nu_e \rightarrow \nu_{\mu,\tau}$ oscillations (where $\nu_{\mu,\tau}$ means any linear combination of ν_μ or ν_τ) is therefore also interesting. Note that the two phenomenologically similar (but theoretically very different) possibilities of $\nu_e \rightarrow \nu_s$ and $\nu_e \rightarrow \nu_{\mu,\tau}$ oscillations will hopefully be distinguished at the Sudbury Neutrino Observatory (SNO) [9] when they measure the neutral and charged current contributions separately.

Two flavour maximal mixing between the electron neutrino and a sterile or active flavour produces an approximate 50% reduction in the solar neutrino flux for a large range of the relevant δm^2 parameter:

$$3 \times 10^{-10} \lesssim \frac{\delta m^2}{\text{eV}^2} \lesssim 10^{-3}. \quad (1)$$

The reason why the reduction is not exactly 50% is because earth regeneration effects [10] can modify the night time rate (and there is also a small neutral current contribution in the case of active neutrino oscillations in $\nu e \rightarrow \nu e$ elastic scattering experiments). This earth regeneration effect can lead to a modest energy dependence, but not enough to explain the low Homestake result. The upper bound in Eq.(1) arises from the lack of $\bar{\nu}_e$ disappearance in the CHOOZ experiment [11]¹, while the lower bound can be deduced from the observed recoil electron energy spectrum. For $E_{\text{recoil}} < 12 \text{ MeV}$ the recoil electron energy spectrum is consistent with an overall flux reduction of roughly 50% with no evidence of any energy

¹Note that this entire range for δm^2 does not necessarily lead to any inconsistency with bounds imposed by big bang nucleosynthesis [12].

dependent distortion of the neutrino flux. Maximal oscillations with $\delta m^2 \lesssim 3 \times 10^{-10} \text{ eV}^2$ either significantly distort this spectrum or (in the case of very small δm^2) do not lead to any flux reduction (because the oscillation length becomes too long for oscillations to have any effect). Note that there is a hint of a spectral anomaly for $E_{recoil} > 12 \text{ MeV}$ [13] which can be explained due to “just so” oscillations [16] with $\delta m^2 \sim 4 \times 10^{-10} \text{ eV}^2$ (see e.g. [14,15]) although it is also quite possible that it is due to some systematic uncertainty (or statistical fluctuation).

The approximate 50% flux reduction implied by maximal neutrino oscillations in the parameter range, Eq.(1) is consistent with four out of the five experiments and is thus in broad agreement with the experiments. The misbehaving experiment is Homestake which is about 30 – 40% too low (which is about 3 – 4 standard deviations). The anomalously low Homestake results suggests some specific regions of parameter space (see e.g. [17]). However it is also quite possible that there is some as yet unidentified systematic error in the Homestake experiment. This seems especially plausible as the Homestake team argued that their data was anti-correlated with the sun spot cycle during the period before about 1986 (with high confidence level), but has since stabilized (see Ref. [18] for a nice discussion). We adopt the cautious viewpoint that this experiment needs to be checked by another experiment before a compelling case for large energy *dependent* suppression of the solar flux can be made.

Recently, Guth et al [19] have pointed out that the earth regeneration effect [10] leads to a night-day asymmetry, A_{n-d}

$$A_{n-d} \equiv \frac{N - D}{N + D} \quad (2)$$

for maximal neutrino oscillations. Guth et al computed the night-day asymmetry for superKamiokande for large angle and maximal $\nu_e \rightarrow \nu_{\mu,\tau}$ oscillations. In Ref. [15] this was extended to maximal $\nu_e \rightarrow \nu_s$ oscillations where it was shown that the current measurements of the night-day asymmetry allow the parameter space $2 \times 10^{-7} \lesssim \delta m^2 / \text{eV}^2 \lesssim 8 \times 10^{-6}$ to be excluded at about two standard deviations. The point of this paper is to study both maximal $\nu_e \rightarrow \nu_s$ and $\nu_e \rightarrow \nu_{\mu,\tau}$ oscillation solutions in the context of the forthcoming Borexino experiment.

The Borexino experiment [22] is a real time $\nu e \rightarrow \nu e$ elastic scattering experiment like superKamiokande, but is designed to be sensitive to relatively low energy neutrinos. This should allow the neutrino flux from the $E = 0.86 \text{ MeV}$ ${}^7\text{Be}$ line to be measured. Our procedure for calculating the night-day asymmetry is very similar to Refs. [19,15] so we will not repeat the details here. One difference is that now we must use the zenith distribution function for the Gran Sasso latitude which we obtain from Ref. [20]. Also, we use the advertised [22,21] Borexino cuts in the apparent recoil electron kinetic energy of $0.25 < E_{recoil} / \text{MeV} < 0.70$. With this cut, about 80% of the recoil electron events are due to ${}^7\text{Be}$ neutrinos and 20% due to CNO and pep neutrinos [21].

Our results for the night-day asymmetry for the maximal $\nu_e \rightarrow \nu_s$ oscillation solution are given in figure 1 (solid line) and the maximal $\nu_e \rightarrow \nu_{\mu,\tau}$ oscillation solution is given in figure 2. Also shown (dashed line) is the analogous results obtained for the superKamiokande experiment obtained from Ref. [15]. Also included (dotted line) in the figures is the results for Kamland which may also be able to measure low energy solar neutrinos [23].

As far as I am aware, the night-day asymmetry for $\nu_e \rightarrow \nu_s$ oscillations (maximal or otherwise) has never been computed previously in the context of Borexino. While this paper was in preparation we became aware of the recent eprint, Ref. [24] which discusses the night-day asymmetry for large angle $\nu_e \rightarrow \nu_{\mu,\tau}$ oscillations in the context of Borexino. Our results are in agreement with the results of this paper when we examine the $\sin^2 2\theta = 1$ line on their contour plot in the $\delta m^2, \sin^2 2\theta$ plane. For the subset of people interested mainly in maximal mixing our results are complementary to those of Ref. [24] since they contain more information than the contour plots.

The night-day asymmetry results for Borexino are roughly similar to the results for superKamiokande, except they are shifted to lower values of δm^2 . This shift of about an order of magnitude in δm^2 is quite easy to understand. It arises because the typical neutrino energies for superKamiokande are about an order of magnitude larger than the energies relevant for Borexino and the oscillations depend on $E, \delta m^2$ only in the ratio $E/\delta m^2$.

Assuming maximal oscillations in the range, Eq.(1) (and the standard solar model [25]), Borexino is expected [21] to detect around 30 events/day (with the cut $0.25 < E_{\text{recoil}}/\text{MeV} < 0.70$). This is significantly more than SuperKamiokande. Accordingly a night-day asymmetry as low as $A_{n-d} \sim 0.02$ (or even lower) maybe observable at Borexino after only a couple of years of data (see Ref. [27,24] for discussions of backgrounds and systematic uncertainties). From our figures we see that the maximal neutrino oscillation solutions lead to a significant night-day asymmetry in Borexino ($A_{n-d} \gtrsim 0.02$) and/or superKamiokande ($A_{n-d} \gtrsim 0.04$) for the parameter range:

$$\begin{aligned} 5 \times 10^{-9} &\lesssim \delta m^2/eV^2 \lesssim 10^{-5} \text{ for } \nu_e \rightarrow \nu_s \\ 10^{-8} &\lesssim \delta m^2/eV^2 \lesssim 2 \times 10^{-5} \text{ for } \nu_e \rightarrow \nu_{\mu,\tau} \end{aligned} \quad (3)$$

If δm^2 is in this range then the night-day asymmetry should provide a suitable “smoking gun” signature which could provide compelling evidence that the solar neutrino problem is solved by neutrino oscillations. This is especially important for $\nu_e \rightarrow \nu_s$ oscillations since it predicts that SNO will not find any anomalous NC/CC ratio.

Let us label the region in Eq.(3) as the “medium δm^2 region”. Observe that there are two other possible regions of interest: The “high δm^2 region” with $10^{-5} \lesssim \delta m^2/eV^2 \lesssim 10^{-3}$ and the “low δm^2 region” with $3 \times 10^{-10} \lesssim \delta m^2/eV^2 \lesssim 5 \times 10^{-9}$ (where the upper boundry is increased to about 10^{-8} for $\nu_e \rightarrow \nu_{\mu,\tau}$ oscillations). If δm^2 is in the high region then the Kamland experiment will be able to see electron neutrino disappearance. This should fully test this region. Note that part of the large region is already disfavoured by the atmospheric neutrino experiments. This is because for large values of $\delta m^2 \gtrsim 10^{-4} eV^2$, $\nu_e \rightarrow \nu_s$ oscillations lead to observable up-down asymmetries for the detected electrons [26]. At the present time there is no evidence for any up-down asymmetry for electron events which disfavours maximal $\nu_e \rightarrow \nu_s$ oscillations with $\delta m^2/eV^2 \gtrsim 10^{-4}$ (qualitatively similar results should also hold for $\nu_e \rightarrow \nu_{\mu,\tau}$ oscillations). For δm^2 in the low region the oscillations will lead to “just so” phenomena such as energy distortion and seasonal effects. These effects can be probed at superKamiokande for $\delta m^2/eV^2 \lesssim 10^{-9}$ (see e.g. [14,15]) and at Borexino for $\delta m^2/eV^2 \lesssim 5 \times 10^{-9}$ [28].

We summarize the current situation and expected sensitivities to δm^2 of the various experiments in figure 3 (for the maximal $\nu_e \rightarrow \nu_s$ oscillations) and figure 4 (for the max-

imal $\nu_e \rightarrow \nu_{\mu,\tau}$ oscillations). In the $\nu_e \rightarrow \nu_s$ case observe that all of the δm^2 parameter space will lead to a “smoking gun” signature in at least one of the experiments (Borexino, SuperKamiokande and/or Kamland). For the maximal $\nu_e \rightarrow \nu_{\mu,\tau}$ oscillations, there is a narrow region $5 \times 10^{-9} \lesssim \delta m^2 \lesssim 10^{-8}$ which may fall between the cracks. This region may possibly be tested at Borexino (or Kamland) if their systematic uncertainties can be reduced sufficiently so that $A_{n-d} \sim 0.01$ (cf. Ref. [24]) could be seen for the ${}^7\text{Be}$ neutrinos.

In summary, there are strong general and specific theoretical reasons for neutrino oscillations to be maximal. This prejudice is broadly consistent with the ν_μ disappearance observed by the atmospheric neutrino experiments as well as the ν_e disappearance suggested by the solar neutrino experiments. We have examined the predictions of maximal ν_e oscillations for Borexino (see figures 1,2). This experiment together with SNO, superKamiokande and Kamland should be able to cover essentially all of the parameter space of interest.

Acknowledgements

The author would like to thank Silvia Bonetti and Marco Giammarchi for answering my questions about the sensitivity of Borexino to pp neutrinos. The author would also like to thank H. Murayama for some comments which lead to significant improvements to the paper. The author is an Australian Research Fellow.

REFERENCES

- [1] Homestake Collaboration, B. T. Cleveland et al., *Astrophys. J.* 496, 505 (1998); KAMIOKANDE Collaboration, Y. Fukuda et al., *Phys. Rev. Lett.* 77, 1683 (1996); SAGE Collaboration, J. N. Abdurashitov et al., *Phys. Rev. C* 60, 055801 (1999); GALLEX Collaboration, W. Hampel et al., *Phys. Lett. B* 447, 127 (1999); Y. Suzuki (superKamiokande), *Nucl. Phys. B(Proc. Suppl.)* 77, 35 (1999).
- [2] Y. Fukuda et al., *Phys. Rev. Lett.* 81, 1562 (1998) and references there-in.
- [3] R. Foot, H. Lew and R. R. Volkas, *Mod. Phys. Lett. A* 7, 2567 (1992); R. Foot, *Mod. Phys. Lett. A* 9, 169 (1994); R. Foot and R. R. Volkas, *Phys. Rev. D* 52, 6595 (1995).
- [4] R. Foot, H. Lew and R. R. Volkas, *Phys. Lett. B* 272, 67 (1991).
- [5] R. Foot, R. R. Volkas and O. Yasuda, *Phys. Rev. D* 58, 013006 (1998); P. Lipari and M. Lusignoli, *Phys. Rev. D* 58, 073005 (1998); N. Fornengo, M. C. Gonzalez-Garcia and J. W. F. Valle, hep-ph/0002264.
- [6] J. Bowes and R. R. Volkas, *J. Phys. G* 24, 1249 (1998); A. Geiser, *Phys. Lett. B* 444, 358 (1999); P. Langacker, *Phys. Rev. D* 58, 093017 (1998); Y. Koide and H. Fusaoka, *Phys. Rev. D* 59, 053004 (1999); W. Krolikowski, hep-ph/9808307; Z. Chacko and R. Mohapatra, hep-ph/9905388; D. Chang and O. C. W. Kong, hep-ph/9912268. See also C. Giunti, C.W. Kim and U.W. Kim, *Phys. Rev. D* 46, 3034 (1992); M. Kobayashi, C.S. Lim and M.M. Nojiri, *Phys. Rev. Lett.* 67, 1685 (1991).
- [7] L. Wolfenstein, *Nucl. Phys. B* 186, 147 (1981).
- [8] V. Barger, S. Pakvasa, T. J. Weiler and K. Whisnant, *Phys. Lett. B* 437, 107 (1998); A. Baltz, A. S. Goldhaber and M. Goldhaber, *Phys. Rev. Lett.* 81, 5730 (1998); see also F. Vissani, hep-ph/9708483.
- [9] see the SNO website; <http://www.sno.phy.queensu.ca> .
- [10] See, e.g., J. Bouchez et al., *Z. Phys. C* 32, 499 (1986); E. Carlson, *Phys. Rev. D* 34, 1454 (1986).
- [11] CHOOZ Collaboration, M. Apollonio et al., *Phys. Lett. B* 420, 397 (1998); This experiment has recently been confirmed by the Palo Verde Collab, F. Boehm et al, hep-ex/9912050; hep-ex/0003022.
- [12] R. Foot and R. R. Volkas, *Phys. Rev. D* 55, 5147 (1997).
- [13] Y. Suzuki (SuperK) in Ref. [1].
- [14] V. Berezinsky, G. Fiorentini and M. Lissia, hep-ph/9811352.
- [15] R. Crocker, R. Foot and R. R. Volkas, *Phys. Lett. B* 465, 203 (1999).
- [16] See e.g. V. Barger, K. Whisnant and R. J. N. Phillips, *Phys. Rev. D* 24, 538 (1981); S. L. Glashow and L. M. Krauss, *Phys. Lett. B* 190, 199 (1987).
- [17] See e.g. J. N. Bahcall, P. I. Krastev and A. Yu. Smirnov, *Phys. Rev. D* 58, 096016 (1998).
- [18] D. R. O. Morrison, CERN Report No. PPE/95-47 (1995).
- [19] A. H. Guth, L. Randall and M. Serna, *JHEP* 9908, 018 (1999).
- [20] J. Bahcall's website at <http://www.sns.ias.edu/~jnb>. See also, J. Bahcall and P. I. Krastev, *Phys. Rev. C* 56, 2839 (1997).
- [21] M. G. Giammarchi, S. Bonetti and E. Resconi, "Neutrino oscillation, neutrino fluxes and neutrino scattering in the Borexino Monte Carlo", Report from Ref. [22].
- [22] <http://almime.mi.infn.it>.
- [23] A. Suzuki (for Kamland Collab), 8th Int. Conf. on Neutrino telescopes, Venice 1999.

- [24] A. de Gouvea, A. Friedland and H. Murayama, hep-ph/9910286.
- [25] J. N. Bahcall and M. H. Pinsonneault, Rev. mod. Phys. 67, 781 (1995).
- [26] J. Bunn, R. Foot and R. R. Volkas, Phys. Lett. B413, 109 (1997); R. Foot, R. R. Volkas and O. Yasuda, Phys. Rev. D57, 1345 (1998).
- [27] G. Alimonti et al., Phys. Lett. B422, 349 (1998); Astroparticle Physics, 8, 141 (1998).
- [28] A de Gouvea, A. Friedland and H. Murayama, Phys.Rev.D60,093011 (1999)

Figure Captions

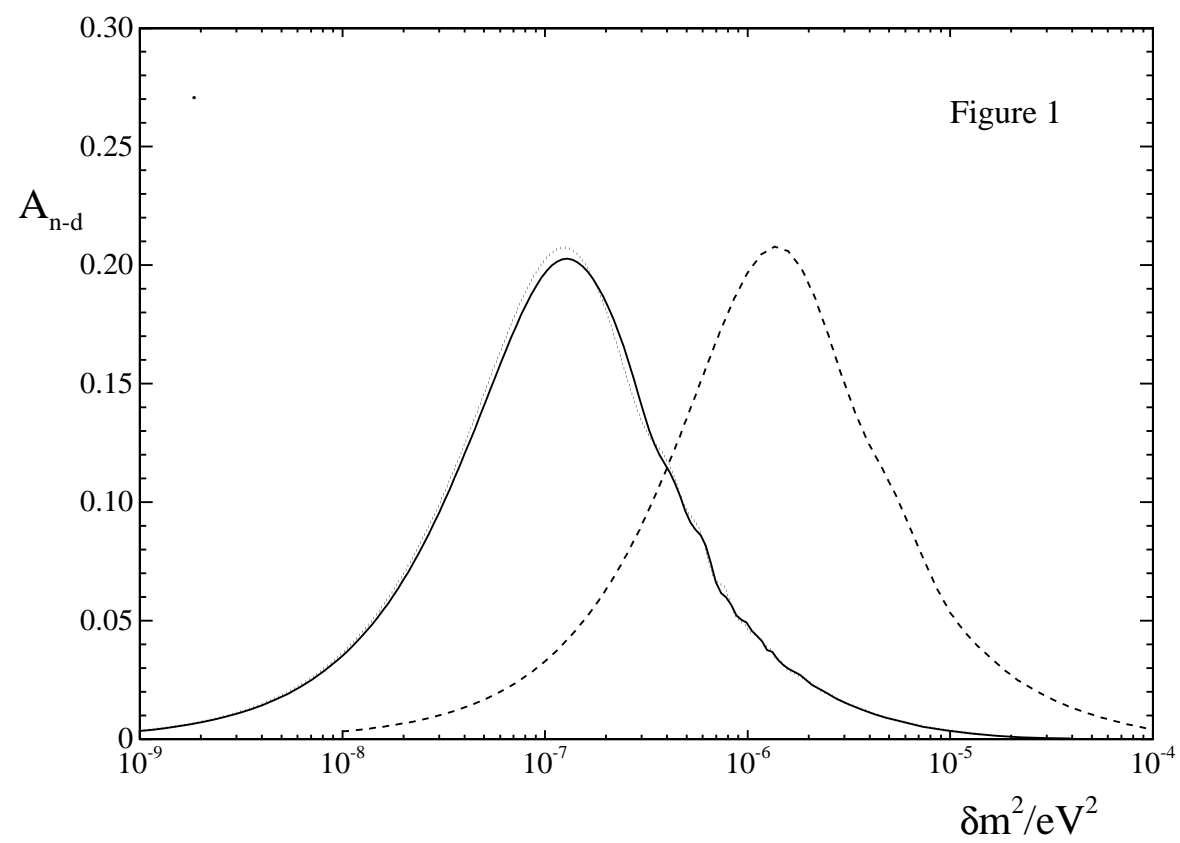
Figure 1: Night-day asymmetry, $A_{n-d} \equiv (N - D)/(N + D)$ versus $\delta m^2/\text{eV}^2$ for maximal $\nu_e \rightarrow \nu_s$ oscillations. The solid line is the prediction for Borexino assuming a cut on the apparent recoil electron energy of $0.25 < E_{recoil}/\text{MeV} < 0.70$, while the dashed line is the night-day asymmetry for superKamiokande ($6.5 < E_{recoil}/\text{MeV} < 20$). Also shown (dotted line) is the corresponding result for the Kamland site ($0.25 < E_{recoil}/\text{MeV} < 0.70$).

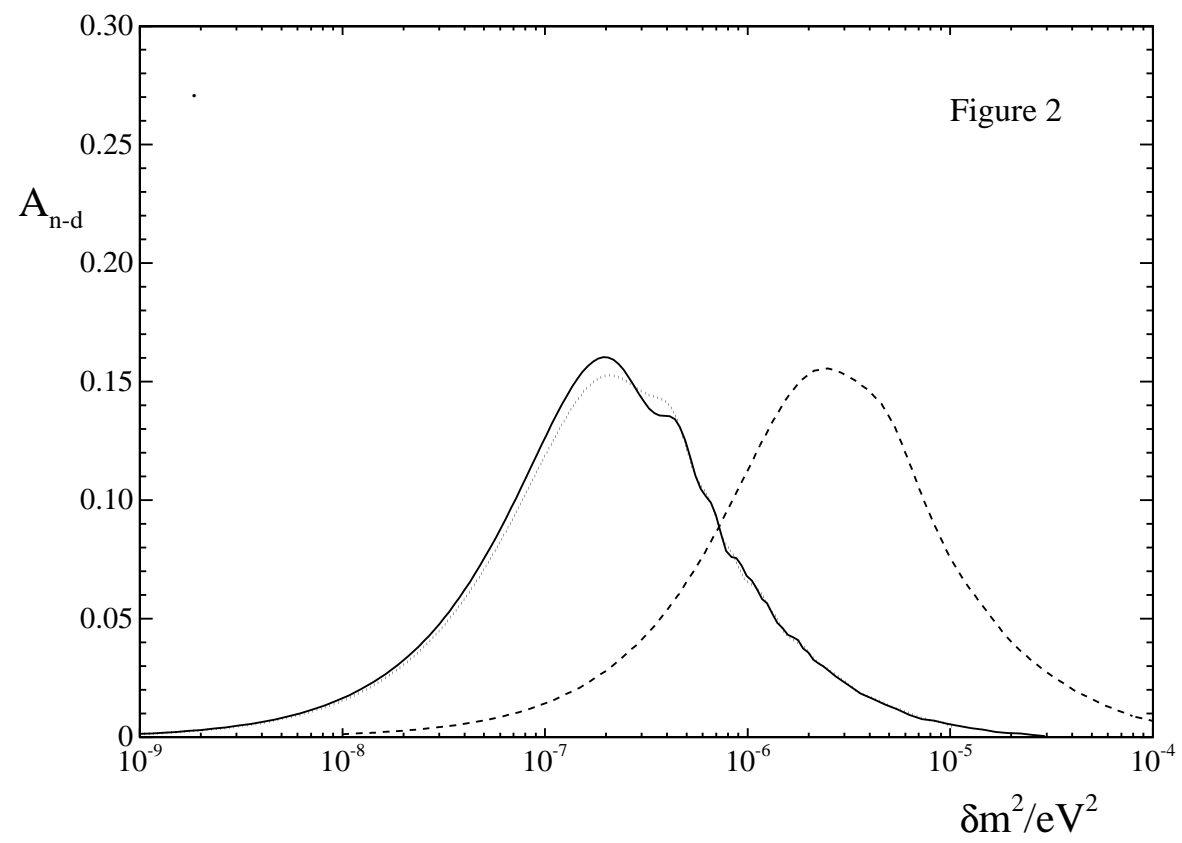
Figure 2: Same as figure 1 except for maximal $\nu_e \rightarrow \nu_{\mu,\tau}$ oscillations.

Figure 3: Sensitivity of maximal $\nu_e \rightarrow \nu_s$ oscillations to the various experiments. Note that the “SuperK night-day” region denotes the region with an observable ($A_{n-d} \gtrsim 0.04$) night-day asymmetry at superKamiokande (which is not so large as to be excluded by the current superKamiokande data).

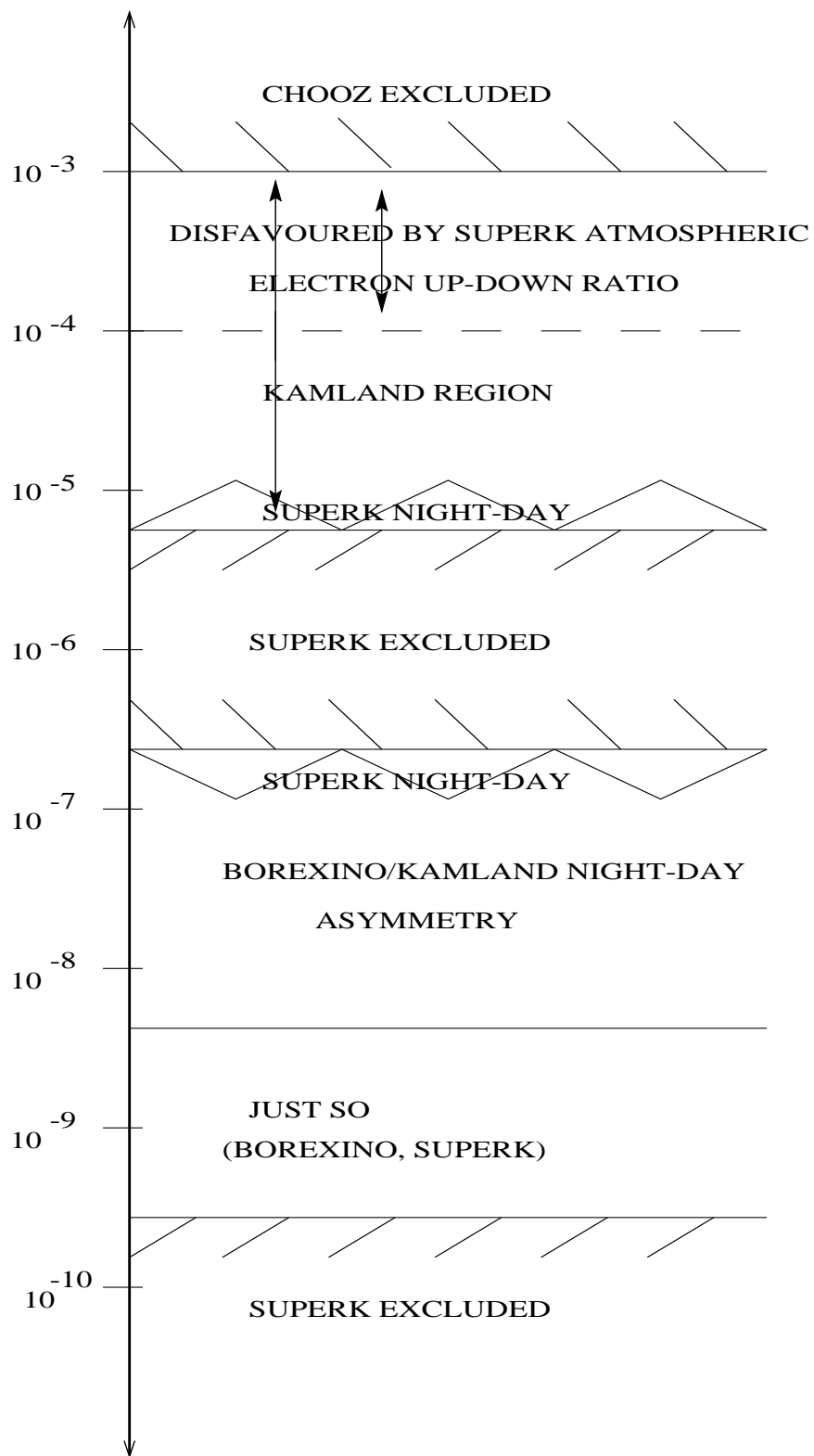
Figure 4: Same as figure 3 except for maximal $\nu_e \rightarrow \nu_{\mu,\tau}$ oscillations.

∞





$$\delta M^2 / \text{eV}^2 \qquad \nu_e \longrightarrow \nu_s$$



$$\delta M^2 / \text{eV}^2 \quad \nu_e \longrightarrow \nu_{\mu, \tau}$$

