

The decay $\omega(782) \rightarrow 5\pi$ in chiral theory.

N. N. Achasov ^{*} and A. A. Kozhevnikov [†]

*Laboratory of Theoretical Physics,
Sobolev Institute for Mathematics
630090, Novosibirsk-90, Russia
(February 5, 2020)*

Abstract

The arguments are put forward that the many pion decays $\omega \rightarrow 2\pi^+2\pi^-\pi^0$ and $\pi^+\pi^-3\pi^0$ provide an ideal test site for testing the predictions of chiral pion dynamics. Using the approach based on the Weinberg Lagrangian or, in a new language, the Lagrangian of hidden local symmetry added with the term induced by the anomalous Lagrangian of Wess and Zumino, the partial widths of these decays are evaluated, and their excitation curves in e^+e^- annihilation are obtained. The discussed are the perspectives of the experimental study of the decays $\omega \rightarrow 5\pi$ in e^+e^- annihilation and photoproduction.

11.30.Rd;12.39.Fe;13.30 Eg

Typeset using REVTeX

^{*}Electronic address: achasov@math.nsc.ru

[†]Electronic address: kozhev@math.nsc.ru

At present, the unconventional, from the point of view of the chiral pion dynamics, sources of soft pions are feasible. Indeed, the progress in increasing the luminosity of low energy e^+e^- colliders (ϕ factories) [1] could offer the naturally controlled sources of soft pions. Other possible source of such pions could be the intense photon beams [2], provided the sufficiently low invariant mass regions of the many pion systems are isolated. The yield of pions is considerably enhanced when they are produced through proper vector resonance states. Then, choosing the many pion decays of sufficiently low lying resonances, one can obtain the soft pions in quantities sufficient for testing the predictions of chiral models that include vector mesons.

The decay $\omega(782) \rightarrow 5\pi$ whose final state pions possess the momenta $|\mathbf{q}_\pi| \simeq 74$ MeV, is just of this kind. The latter value is sufficiently small to expect the manifestation of chiral dynamics in most clean form. By this we mean that the higher derivative and loop terms in the effective Lagrangian are severely suppressed. The present paper is devoted to the evaluation of the partial width of this decay and plotting its excitation curve in e^+e^- annihilation.

The $\rho\pi$ sector is considered here on the basis of the Weinberg Lagrangian [3] revived later as the Lagrangian of hidden local symmetry (HLS) [4]. The former looks as

$$\begin{aligned} \mathcal{L} = & -\frac{1}{4} (\partial_\mu \boldsymbol{\rho}_\nu - \partial_\nu \boldsymbol{\rho}_\mu + g[\boldsymbol{\rho}_\mu \times \boldsymbol{\rho}_\nu])^2 \\ & + \frac{m_\rho^2}{2} \left[\boldsymbol{\rho}_\mu + \frac{[\boldsymbol{\pi} \times \partial_\mu \boldsymbol{\pi}]}{2gf_\pi^2(1 + \boldsymbol{\pi}^2/4f_\pi^2)} \right]^2 \\ & + \frac{(\partial_\mu \boldsymbol{\pi})^2}{2(1 + \boldsymbol{\pi}^2/4f_\pi^2)^2} - \frac{m_\pi^2 \boldsymbol{\pi}^2}{2(1 + \boldsymbol{\pi}^2/4f_\pi^2)}, \end{aligned} \quad (1)$$

where $f_\pi = 92.4$ MeV is the pion decay constant. The $\rho\rho\rho$ coupling constant g and the $\rho\pi\pi$ coupling constant $g_{\rho\pi\pi}$ are related to the ρ mass and pion decay constant f_π via the parameter of hidden local symmetry a as [4]

$$\begin{aligned} g &= m_\rho/f_\pi\sqrt{a}, \\ g_{\rho\pi\pi} &= \sqrt{a}m_\rho/2f_\pi. \end{aligned} \quad (2)$$

Note that $a = 2$, if one demands the universality condition $g = g_{\rho\pi\pi}$ to be satisfied. Then the so called Kawarabayashi-Suzuki-Riazuddin- Fayyazuddin (KSRF) relation [5] arises

$$2g_{\rho\pi\pi}^2 f_\pi^2 / m_\rho^2 = 1 \quad (3)$$

which beautifully agrees with experiment. The $\rho\pi\pi$ coupling constant resulting from this relation is $g_{\rho\pi\pi} = 5.89$. The inclusion of the interaction of the $\omega(782)$ with the $\rho\pi$ state is achieved upon adding the term induced by the anomalous Lagrangian of Wess and Zumino [4,6],

$$\mathcal{L}_{\omega\rho\pi} = \frac{N_c g^2}{8\pi^2 f_\pi} \varepsilon_{\mu\nu\lambda\sigma} \partial_\mu \omega_\nu (\boldsymbol{\pi} \cdot \partial_\lambda \boldsymbol{\rho}_\sigma), \quad (4)$$

where $N_c = 3$ is the number of colors.

One may convince oneself that the $\omega \rightarrow \rho\pi \rightarrow 5\pi$ decay amplitude unambiguously results from the Weinberg Lagrangian Eq. (1) and the anomaly induced Lagrangian (4). This amplitude is represented by the diagrams shown in Fig. 1. As one can foresee, its general expression looks cumbersome. However, it can be considerably simplified upon noting that the small pion momenta permit one to use the nonrelativistic expressions,

$$\begin{aligned}
M(\rho^0 \rightarrow \pi_{q_1}^+ \pi_{q_2}^+ \pi_{q_3}^- \pi_{q_4}^-) &\simeq -\frac{g_{\rho\pi\pi}}{2f_\pi^2}(\varepsilon, q_1 + q_2 - q_3 - q_4), \\
M(\rho^0 \rightarrow \pi_{q_1}^+ \pi_{q_2}^- \pi_{q_3}^0 \pi_{q_4}^0) &\simeq -\frac{g_{\rho\pi\pi}}{4f_\pi^2}(\varepsilon, q_1 - q_2), \\
M(\rho^+ \rightarrow \pi_{q_1}^+ \pi_{q_2}^+ \pi_{q_3}^- \pi_{q_4}^0) &\simeq \frac{g_{\rho\pi\pi}}{4f_\pi^2}(\varepsilon, q_1 + q_2 - 2q_4), \\
M(\rho^+ \rightarrow \pi_{q_1}^+ \pi_{q_2}^0 \pi_{q_3}^0 \pi_{q_4}^0) &\simeq \frac{g_{\rho\pi\pi}}{f_\pi^2}(\varepsilon, q_1),
\end{aligned} \tag{5}$$

for the $\rho \rightarrow 4\pi$ decay amplitudes in the diagrams Fig. 1(a). They are valid with the accuracy 5% in the 4π mass range relevant for the present purpose. Likewise, the expression for the combination $D_\pi^{-1}M(\pi \rightarrow 3\pi)$ standing in the expression for the diagrams in Fig. 1(b) can be replaced, with the same accuracy, by $-(8m_\pi^2)^{-1}$ times the nonrelativistic $\pi \rightarrow 3\pi$ amplitudes. The latter look as

$$\begin{aligned}
M(\pi^+ \rightarrow \pi^+ \pi^+ \pi^-) &= -\frac{2m_\pi^2}{f_\pi^2}, \\
M(\pi^+ \rightarrow \pi^+ \pi^0 \pi^0) &= -\frac{m_\pi^2}{f_\pi^2}, \\
M(\pi^0 \rightarrow \pi^+ \pi^- \pi^0) &= -\frac{m_\pi^2}{f_\pi^2}, \\
M(\pi^0 \rightarrow \pi^0 \pi^0 \pi^0) &= -\frac{3m_\pi^2}{f_\pi^2}.
\end{aligned} \tag{6}$$

Note that, in the nonrelativistic limit, the $\rho \rightarrow 4\pi$ decay amplitudes depend on the HLS parameter a only through an overall factor

$$\frac{g_{\rho\pi\pi}}{f_\pi^2} = \frac{\sqrt{a}m_\rho}{2f_\pi^3},$$

while the $\pi \rightarrow 3\pi$ amplitudes do not depend on it at all. Then one obtains, upon neglecting the corrections of the order of $O(|\mathbf{q}_\pi|^4/m_\pi^4)$ or higher, the expression for decay amplitudes:

$$\begin{aligned}
M(\omega \rightarrow 2\pi^+ 2\pi^- \pi^0) &= \frac{N_c g_{\rho\pi\pi} g^2}{8(2\pi)^2 f_\pi^3} \varepsilon_{\mu\nu\lambda\sigma} q_\mu \epsilon_\nu \left\{ (1 + P_{12}) q_{1\lambda} \left[\frac{(q_2 + 3q_4)_\sigma}{D_\rho(q - q_1)} - \frac{2q_{4\sigma}}{D_\rho(q_1 + q_4)} \right] \right. \\
&\quad - (1 + P_{35}) q_{3\lambda} \left[\frac{(q_5 + 3q_4)_\sigma}{D_\rho(q - q_3)} - \frac{2q_{4\sigma}}{D_\rho(q_3 + q_4)} \right] \\
&\quad \left. - (1 + P_{12})(1 + P_{35}) q_{3\lambda} \left[\frac{2q_{4\sigma}}{D_\rho(q - q_4)} + \frac{q_{1\sigma}}{D_\rho(q_1 + q_3)} \right] \right\},
\end{aligned} \tag{7}$$

with the final momentum assignment according to $\pi^+(q_1)\pi^+(q_2)\pi^-(q_3)\pi^-(q_5)\pi^0(q_4)$, and

$$\begin{aligned}
M(\omega \rightarrow \pi^+ \pi^- 3\pi^0) &= \frac{N_c g_{\rho\pi\pi} g^2}{8(2\pi)^2 f_\pi^3} (1 - P_{12})(1 + P_{34} + P_{35}) \varepsilon_{\mu\nu\lambda\sigma} q_\mu \epsilon_\nu q_{1\lambda} \\
&\times \left\{ q_{3\sigma} \left[\frac{1}{D_\rho(q - q_3)} - \frac{1}{D_\rho(q_1 + q_3)} \right] \right. \\
&\quad \left. - q_{2\sigma} \left[\frac{4}{3D_\rho(q - q_1)} - \frac{1}{2D_\rho(q_1 + q_2)} \right] \right\}, \tag{8}
\end{aligned}$$

with the final momentum assignment according to $\pi^+(q_1)\pi^-(q_2)\pi^0(q_3)\pi^0(q_4)\pi^0(q_5)$. Note that the first term in each square bracket refers to the specific diagram shown in Fig. 1(a) while the second one does to the diagram shown in Fig. 1(b). In both above formulas, ϵ_ν , q_μ stand for four-vectors of polarization and momentum of ω meson, P_{ij} is the operator of the interchange the pion momenta q_i and q_j , and

$$D_\rho(q) = m_\rho^2 - q^2 - i\sqrt{q^2}\Gamma_{\rho\pi\pi}(q^2) \tag{9}$$

is the inverse propagator of ρ meson whose width is dominated by the $\pi\pi$ decay mode:

$$\Gamma_{\rho\pi\pi}(q^2) = \Gamma_{\rho\pi\pi}(m_\rho^2) \frac{m_\rho^2}{q^2} \left(\frac{q^2 - 4m_\pi^2}{m_\rho^2 - 4m_\pi^2} \right)^{3/2}. \tag{10}$$

Yet even in this simplified form the expressions for the $\omega \rightarrow 5\pi$ amplitudes are not easy to use for evaluation of the branching ratios. To go further, it should be noted the following. One can check that the invariant mass of the 4π system on which the contribution of the diagrams shown in Fig. 1(a) depends, changes in very narrow range $558 \text{ MeV} < m_{4\pi} < 642 \text{ MeV}$. Hence, one can set it in all the ρ propagators standing as the first terms in all square brackets in Eqs. (8) and (7), with the accuracy 20% in width, to the equilibrium value $\overline{m_{4\pi}^2}^{1/2} = 620 \text{ MeV}$ evaluated for the pion energy $E_\pi = m_\omega/5$ which gives the dominant contribution. The same is true for the invariant mass of the pion pairs on which the ρ propagators standing as the last terms in square brackets of the above expressions depend. This invariant mass varies in the narrow range $280 \text{ MeV} < m_{2\pi} < 360 \text{ MeV}$. With the same accuracy, one can set it to $\overline{m_{2\pi}^2}^{1/2} = 295 \text{ MeV}$ in all relevant propagators. On the other hand, the amplitude of the process $\omega \rightarrow \rho^0 \pi^0 \rightarrow (2\pi^+ 2\pi^-) \pi^0$ is

$$\begin{aligned}
M[\omega \rightarrow \rho^0 \pi^0 \rightarrow (2\pi^+ 2\pi^-) \pi^0] &= 4 \frac{N_c g_{\rho\pi\pi} g^2}{8(2\pi)^2 f_\pi^3} \\
&\times \varepsilon_{\mu\nu\lambda\sigma} q_\mu \epsilon_\nu (q_1 + q_2)_\lambda \\
&\times \frac{q_{4\sigma}}{D_\rho(q - q_4)}, \tag{11}
\end{aligned}$$

where the momentum assignment is the same as in Eq. (7). The other relevant amplitude corresponding to the first diagram in Fig. 1(b) is

$$\begin{aligned}
M[\omega \rightarrow \rho^0 \pi^0 \rightarrow (\pi^+ \pi^-)(\pi^+ \pi^- \pi^0)] &= \frac{N_c g_{\rho\pi\pi} g^2}{8(2\pi)^2 f_\pi^3} \varepsilon_{\mu\nu\lambda\sigma} q_\mu \epsilon_\nu \\
&\times (1 + P_{12})(1 + P_{35}) \frac{q_{1\lambda} q_{3\sigma}}{D_\rho(q_1 + q_3)} \tag{12}
\end{aligned}$$

Then, taking into account the above consideration concerning the invariant masses, and comparing Eqs. (7), (11), and (12), one can see that

$$M(\omega \rightarrow 2\pi^+ 2\pi^- \pi^0) \approx \frac{5}{2} M[\omega \rightarrow \rho^0 \pi^0 \rightarrow (2\pi^+ 2\pi^-) \pi^0] \times \left[1 - \frac{D_\rho(\overline{m_{4\pi}^2})}{2D_\rho(\overline{m_{2\pi}^2})} \right]. \quad (13)$$

The same treatment shows that

$$M(\omega \rightarrow \pi^+ \pi^- 3\pi^0) \approx \frac{5}{2} M[\omega \rightarrow \rho^+ \pi^- \rightarrow (\pi^+ 3\pi^0) \pi^-] \times \left[1 - \frac{D_\rho(\overline{m_{4\pi}^2})}{2D_\rho(\overline{m_{2\pi}^2})} \right], \quad (14)$$

where

$$M[\omega \rightarrow \rho^+ \pi^- \rightarrow (\pi^+ 3\pi^0) \pi^-] = -4 \frac{N_c g_{\rho\pi\pi} g^2}{8(2\pi)^2 f_\pi^3} \times \frac{\varepsilon_{\mu\nu\lambda\sigma} q_\mu \epsilon_\nu q_{1\lambda} q_{2\sigma}}{D_\rho(q - q_2)}, \quad (15)$$

and the final momenta assignment is the same as in Eq. (8). The numerical values of $\overline{m_{4\pi}^2}^{-1/2}$ and $\overline{m_{2\pi}^2}^{-1/2}$ found above are such that the correction factor in parentheses of Eqs. (13) and (14) amounts to 20% in magnitude. In what follows, the above correction will be taken into account as an overall factor of 0.64 in front of the branching ratios of the decays $\omega \rightarrow 5\pi$. When making this estimate, the imaginary part of the ρ propagators in square brackets of Eq. (12) and (13) is neglected. This assumption is valid with the accuracy better than 1% in width.

It would be useful to fulfill the model estimate of the $\omega \rightarrow 5\pi$ partial widths as follows. The corresponding equilibrium pion momenta are $|\mathbf{q}_{\pi^+}| = 70$ MeV and $|\mathbf{q}_{\pi^0}| = 79$ MeV. The integrations over angles of final pions can be fulfilled assuming them independent. Using the nonrelativistic expression for phase space of five pions [7],

$$R_5 = \frac{\pi^6 (\prod_i^5 m_{\pi i})^{1/2}}{60 (\sum_i^5 m_{\pi i})^{3/2}} (m_\omega - \sum_i^5 m_{\pi i})^5 \quad (16)$$

whose numerical value coincides with the accuracy 1% with the numerically evaluated exact expression, and introducing the branching ratio at the ω mass as

$$B_{\omega \rightarrow 5\pi} = \Gamma_{\omega \rightarrow 5\pi}(m_\omega) / \Gamma_\omega, \quad (17)$$

one finds

$$B(\omega \rightarrow 5\pi) \simeq \left[\frac{5N_c}{2\pi^2} \left(\frac{g_{\rho\pi\pi} g^2}{8f_\pi^3} \right) \frac{m_\omega |\mathbf{q}_{\pi^+}|}{|D_\rho(\overline{m_{4\pi}^2})|} \right]^2 \times \frac{R_5}{18(2\pi)^{11} m_\omega \Gamma_\omega} \left| 1 - \frac{D_\rho(\overline{m_{4\pi}^2})}{2D_\rho(\overline{m_{2\pi}^2})} \right|^2 \times \left\{ |\mathbf{q}_{\pi^0}|^2 (2\pi^+ 2\pi^- \pi^0) + \frac{|\mathbf{q}_{\pi^+}|^2}{3} (\pi^+ \pi^- 3\pi^0) \right\} \quad (18)$$

The calculation gives $B(\omega \rightarrow 2\pi^+2\pi^-\pi^0) = 2.5 \times 10^{-9}$ and $B(\omega \rightarrow \pi^+\pi^-3\pi^0) = 1.0 \times 10^{-9}$.

The evaluation of the partial widths valid with accuracy 20% can be obtained upon taking the amplitude of each considered decays as 5/2 times the $\rho\pi$ production state amplitude with the subsequent decay $\rho \rightarrow 4\pi$, and calculate the partial width using the calculated widths of the latter:

$$\begin{aligned}
B_{\omega \rightarrow 2\pi^+2\pi^-\pi^0} &= \left| 1 - \frac{D_\rho(\overline{m_{4\pi}^2})}{2D_\rho(\overline{m_{2\pi}^2})} \right|^2 \left(\frac{5}{2} \right)^2 \frac{2}{\pi\Gamma_\omega} \\
&\times \int_{4m_{\pi^+}}^{m_\omega - m_{\pi^0}} dm \\
&\times \frac{m^2 \Gamma_{\omega \rightarrow \rho^0 \pi^0}(m) \Gamma_{\rho \rightarrow 2\pi^+2\pi^-}(m)}{|D_\rho(m^2)|^2} \\
&= 1.1 \times 10^{-9}
\end{aligned} \tag{19}$$

where

$$\begin{aligned}
\Gamma_{\omega \rightarrow \rho^0 \pi^0}(m) &= g_{\omega\rho\pi}^2 q^3(m_\omega, m, m_{\pi^0})/12\pi, \\
g_{\omega\rho\pi} &= \frac{N_c g^2}{8\pi^2 f_\pi} = 14.3 \text{ GeV}^{-1}.
\end{aligned}$$

Note also the a^{-1} dependence of the $\omega \rightarrow 5\pi$ width on the HLS parameter a . The branching ratio $B_{\omega \rightarrow \pi^+\pi^-3\pi^0}$ is obtained from Eq. (19) upon inserting the lower integration limit to $m_{\pi^+} + 3m_{\pi^0}$, $m_{\pi^0} \rightarrow m_{\pi^+}$ in the expression for the momentum q and substitution of the $\rho^+ \rightarrow \pi^+3\pi^0$ decay width corrected for the mass difference of charged and neutral pions. Of course, the main correction of this sort comes from the phase space volume of the final 4π state. One obtains

$$\begin{aligned}
B_{\omega \rightarrow \pi^+\pi^-3\pi^0} &= \left| 1 - \frac{D_\rho(\overline{m_{4\pi}^2})}{2D_\rho(\overline{m_{2\pi}^2})} \right|^2 \left(\frac{5}{2} \right)^2 \frac{2}{\pi\Gamma_\omega} \\
&\times \int_{m_{\pi^+} + 3m_{\pi^0}}^{m_\omega - m_{\pi^+}} dm \\
&\times \frac{m^2 \Gamma_{\omega \rightarrow \rho^+ \pi^-}(m) \Gamma_{\rho^+ \rightarrow \pi^+3\pi^0}(m)}{|D_\rho(m^2)|^2} \\
&= 8.5 \times 10^{-10}
\end{aligned} \tag{20}$$

where

$$\Gamma_{\omega \rightarrow \rho^+ \pi^-}(m) = g_{\omega\rho\pi}^2 q^3(m_\omega, m, m_{\pi^+})/12\pi.$$

As is pointed out in Ref. [4], the inclusion of the direct $\omega \rightarrow \pi^+\pi^-\pi^0$ vertex reduces the 3π decay width of the ω by 33%. This implies that one should make the following replacement to take into account the effect of the pointlike diagrams in Fig. 1(b) in the expression for the suppression factor:

$$\begin{aligned}
\left| 1 - \frac{D_\rho(\overline{m_{4\pi}^2})}{2D_\rho(\overline{m_{2\pi}^2})} \right|^2 &\rightarrow \left| 1 - \frac{D_\rho(\overline{m_{4\pi}^2})}{2} \left[\frac{1}{D_\rho(\overline{m_{2\pi}^2})} \right. \right. \\
&\quad \left. \left. - \frac{1}{3m_\rho^2} \right] \right|^2 \approx \left| 1 - \frac{D_\rho(\overline{m_{4\pi}^2})}{3D_\rho(\overline{m_{2\pi}^2})} \right|^2 \\
&\simeq 0.75,
\end{aligned} \tag{21}$$

instead of 0.64, which results in the increase of the above branching ratios by the factor of 1.17.

The numerical value of the $\omega \rightarrow 5\pi$ decay width changes by the factor of two when varying the energy within $\pm\Gamma_\omega/2$ around the ω mass. In other words, the dependence of this partial width on energy is very strong. This is illustrated by Fig. 2 where the $\omega \rightarrow 5\pi$ excitation curves in e^+e^- annihilation,

$$\sigma_{e^+e^- \rightarrow \omega \rightarrow 5\pi}(s) = 12\pi \left(\frac{m_\omega}{E}\right)^3 \Gamma_{\omega e^+e^-}(m_\omega) \times \frac{\Gamma_\omega B_{\omega \rightarrow 5\pi}(E)}{[(s - m_\omega^2)^2 + (m_\omega \Gamma_\omega)^2]}, \quad (22)$$

are plotted. Here $B_{\omega \rightarrow 2\pi^+2\pi^-\pi^0}(E)$ [$B_{\omega \rightarrow \pi^+\pi^-\pi^0}(E)$] is given by Eq. (19) [(20)], respectively, with the substitution $m_\omega \rightarrow E$. The mentioned strong energy dependence of the partial width results in the asymmetric shape of the ω resonance. As is seen from Fig. 2, the peak value of the 5π state production cross section is about 1.5-2.0 femtobarns. Yet the decays $\omega \rightarrow 5\pi$ can be observable on e^+e^- colliders. Indeed, with the luminosity $L = 10^{33}\text{cm}^{-2}\text{s}^{-1}$ near the ω peak, which seems to be feasible, one may expect about 2 events per week for the considered decays to be detected at these colliders.

As for the angular distributions of the final pions are concerned, they, of course, should be deduced from the full amplitudes Eqs. (7) and (8). However, some qualitative conclusions about the angular distributions can be drawn from the simplified expressions Eqs. (11), (13). Since helicity is conserved, only the states of the $\omega(782)$ with the spin projections $\lambda = \pm 1$ on the e^+e^- beam axes given by the unit vector \mathbf{n}_0 are populated. In what follows the suitable notation for the vector product of the pion momenta are used:

$$[\mathbf{q}_i \times \mathbf{q}_j] = |\mathbf{q}_i||\mathbf{q}_j| \sin \theta_{ij} \times (\sin \Theta_{ij} \cos \Phi_{ij}, \sin \Theta_{ij} \sin \Phi_{ij}, \cos \Theta_{ij}). \quad (23)$$

In other words, θ_{ij} is the angle between the pion momenta \mathbf{q}_i and \mathbf{q}_j , Θ_{ij} , Φ_{ij} being the polar and azimuthal angles of the normal to the plane spanned by the momenta \mathbf{q}_i and \mathbf{q}_j . Choosing \mathbf{n}_0 to be the unit vector along z axes, the probability density of the emission of two π^+ 's with the momenta \mathbf{q}_1 , \mathbf{q}_2 , and π^0 with the momentum \mathbf{q}_4 is represented as

$$\begin{aligned} w &\propto [\mathbf{q}_4 \times (\mathbf{q}_1 + \mathbf{q}_2)]^2 - (\mathbf{n}_0 \cdot [\mathbf{q}_4 \times (\mathbf{q}_1 + \mathbf{q}_2)])^2 \\ &= \mathbf{q}_4^2 \left[\mathbf{q}_1^2 \sin^2 \theta_{41} \sin^2 \Theta_{41} + \mathbf{q}_2^2 \sin^2 \theta_{42} \sin^2 \Theta_{42} \right. \\ &\quad \left. + 2|\mathbf{q}_1||\mathbf{q}_2| \sin \Theta_{41} \sin \Theta_{42} \sin \theta_{41} \sin \theta_{42} \right. \\ &\quad \left. \times \cos(\Phi_{41} - \Phi_{42}) \right] \end{aligned} \quad (24)$$

in the case of the final state $2\pi^+2\pi^-\pi^0$. Here the momentum assignment is the same as in Eq. (7). The angular distribution of two π^- 's with the momenta \mathbf{q}_3 , \mathbf{q}_5 , and π^0 is obtained from Eq. (24) upon the replacement $\mathbf{q}_{1,2} \rightarrow \mathbf{q}_{3,5}$, because the identity $\varepsilon_{\mu\nu\lambda\sigma} q_\mu \epsilon_\nu (q_1 + q_2)_\lambda q_{4\sigma} = -\varepsilon_{\mu\nu\lambda\sigma} q_\mu \epsilon_\nu (q_3 + q_5)_\lambda q_{4\sigma}$ is valid. Since another identity $\varepsilon_{\mu\nu\lambda\sigma} q_\mu \epsilon_\nu (q_1 + q_2)_\lambda q_{4\sigma} = -\varepsilon_{\mu\nu\lambda\sigma} q_\mu \epsilon_\nu (q_1 + q_2)_\lambda (q_3 + q_5)_\sigma$ is valid, one can write the angular distribution that includes four charged pions:

$$\begin{aligned}
w &\propto [(\mathbf{q}_1 + \mathbf{q}_2) \times (\mathbf{q}_3 + \mathbf{q}_5)]^2 - (\mathbf{n}_0 \cdot [(\mathbf{q}_1 + \mathbf{q}_2) \times (\mathbf{q}_3 + \mathbf{q}_5)])^2 \\
&= (1 + P_{12})(1 + P_{35})\mathbf{q}_1^2 \mathbf{q}_3^2 \sin^2 \theta_{13} \sin^2 \Theta_{13} \\
&\quad + 2|\mathbf{q}_1||\mathbf{q}_2|(1 + P_{35})\mathbf{q}_3^2 \sin \theta_{13} \sin \theta_{23} \sin \Theta_{13} \sin \Theta_{23} \cos(\Phi_{13} - \Phi_{23}) \\
&\quad + 2|\mathbf{q}_3||\mathbf{q}_5|(1 + P_{12})\mathbf{q}_1^2 \sin \theta_{13} \sin \theta_{15} \sin \Theta_{13} \sin \Theta_{15} \cos(\Phi_{13} - \Phi_{15}) \\
&\quad + 2|\mathbf{q}_1||\mathbf{q}_2||\mathbf{q}_3||\mathbf{q}_5|(1 + P_{35}) \sin \theta_{13} \sin \theta_{25} \sin \Theta_{13} \sin \Theta_{25} \cos(\Phi_{13} - \Phi_{25}). \tag{25}
\end{aligned}$$

Here P_{ij} interchanges the indices i and j . In the case of the final state $\pi^+\pi^-3\pi^0$ the corresponding probability density can be obtained from Eqs. (14) and (15) and looks as

$$\begin{aligned}
w &\propto [\mathbf{q}_1 \times \mathbf{q}_2]^2 - (\mathbf{n}_0 \cdot [\mathbf{q}_1 \times \mathbf{q}_2])^2 \\
&= \mathbf{q}_1^2 \mathbf{q}_2^2 \sin^2 \theta_{21} \sin^2 \Theta_{21}. \tag{26}
\end{aligned}$$

Here the momentum assignment is the same as in Eq. (8). The corresponding angular distribution of one charged, say π^+ , and three neutral pions can be obtained from Eqs. (14) and (15) upon using the identity $\varepsilon_{\mu\nu\lambda\sigma}q_\mu\epsilon_\nu q_{1\lambda}q_{2\sigma} = -\varepsilon_{\mu\nu\lambda\sigma}q_\mu\epsilon_\nu q_{1\lambda}(q_3 + q_4 + q_5)_\sigma$ and looks as

$$\begin{aligned}
w &\propto \left[\mathbf{q}_1 \times \sum_i \mathbf{q}_i \right]^2 - \left(\mathbf{n}_0 \cdot \left[\mathbf{q}_1 \times \sum_i \mathbf{q}_i \right] \right)^2 \\
&= \mathbf{q}_1^2 \left[\sum_i \mathbf{q}_i^2 \sin^2 \theta_{i1} \sin^2 \Theta_{i1} \right. \\
&\quad \left. + 2 \sum_{i \neq j} |\mathbf{q}_i||\mathbf{q}_j| \sin \theta_{i1} \sin \theta_{j1} \sin \Theta_{i1} \sin \Theta_{j1} \right. \\
&\quad \left. \times \cos(\Phi_{i1} - \Phi_{j1}) \right]. \tag{27}
\end{aligned}$$

Here indices i, j run over 3,4,5.

The strong energy dependence of the five pion partial width of the ω implies that the branching ratio at the ω mass, Eq. (17), evaluated above, is slightly different from that determined by the expression

$$B_{\omega \rightarrow 5\pi}^{\text{aver}}(E_1, E_2) = \frac{2}{\pi} \int_{E_1}^{E_2} dE \frac{E^2 \Gamma_\omega B_{\omega \rightarrow 5\pi}(E)}{(E^2 - m_\omega^2)^2 + (m_\omega \Gamma_\omega)^2}. \tag{28}$$

Taking $E_1 = 772$ MeV and $E_2 = 792$ MeV, one finds $B_{\omega \rightarrow 2\pi+2\pi^-\pi^0}^{\text{aver}}(E_1, E_2) = 9.0 \times 10^{-10}$ and $B_{\omega \rightarrow \pi^+\pi^-3\pi^0}^{\text{aver}}(E_1, E_2) = 6.7 \times 10^{-10}$ to be compared to Eq. (19) and (20), respectively. In particular, the quantity $B_{\omega \rightarrow 2\pi+2\pi^-\pi^0}^{\text{aver}}(E_1, E_2)$ is the relevant characteristics of this specific decay mode in photoproduction experiments. The Jefferson Lab "photon factory" [2] could also be suitable for detecting the five pion decays of the ω . However, in view of the suppression of the ω photoproduction cross section by the factor of 1/9 as compared with the ρ one, the total number of ω mesons will amount to 7×10^8 per nucleon. Hence, the increase of intensity of this machine by the factor of 50 is highly desirable, in order to observe the decay $\omega \rightarrow 5\pi$ and measure its branching ratio. Evidently, the ω photoproduction on heavy nuclei is preferable in view of the dependence of the cross section on atomic weight A growing as $A^{0.8-0.95}$ [8].

The conclusions about the angular distributions in photoproduction are the following. Of course, their general expression should be deduced from the full decay amplitudes Eqs. (7)

and (8), together with the detailed form of the photoproduction mechanism. The qualitative picture, however, can be obtained upon noting that s -channel helicity conservation is a good selection rule for the photoproduction reactions. Then in the helicity reference frame characterized as the frame where the ω is at rest, while its spin quantization axes is directed along the ω momentum in the center-of-mass system, the expressions for the angular distributions coincide with the expressions Eqs. (24),(25), (26) and (27). Since, at high energies, the direction of the final ω momentum lies at the scattering angle less than 0.5° in the case of the photoproduction on heavy nuclei, the vector \mathbf{n}_0 can be treated as pointed along the photon beam direction.

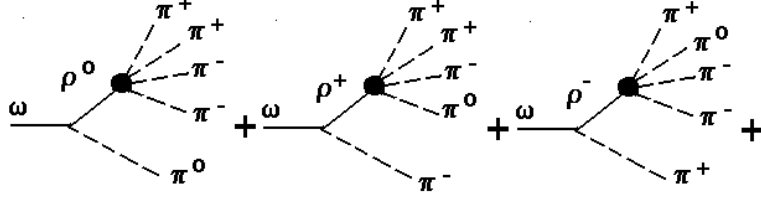
Together with the e^+e^- annihilation experiments, the study of the photoproduction of the five pion states on heavy nuclei would also allow to measure the corresponding partial width of the $\omega(782)$. The comparison with theoretical expectations presented here would give the possibility of testing the predictions of chiral models in the situation where the decay amplitudes are determined by very low pion momenta.

We are grateful to G. N. Shestakov for discussion. The present work is supported in part by the grant RFBR-INTAS IR-97-232.

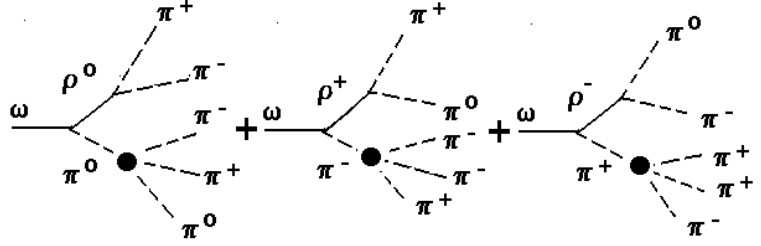
REFERENCES

- [1] A. N. Skrinsky, in: *Proceedings of the "Workshop on Physics and Detectors for DAΦNE'95"* (Frascati, April 4-7, 1995; Editors R. Baldini, F. Bossi, G. Capon, *et al.*. Frascati Physics Series v. IV) p. 3;
G. Vignola, *ibid.* p. 19.
- [2] A. R. Dzierba, in: *Proceedings from Jefferson Lab/NCSU. Workshop on Hybrids and Photoproduction Physics*, (North Carolina State University, November 13-15, 1997) p. 661.
- [3] S. Weinberg, Phys. Rev. **166**, 1568 (1968).
- [4] M. Bando, T. Kugo, S. Uehar *et al.*, Phys. Rev. Lett. **54**, 1215 (1985); M. Bando, T. Kugo, and K. Yamawaki, Nucl. Phys. **B259**, 493 (1985); Progr. Theor. Phys. **73**, 1541 (1985); Phys. Rep. **164**, 217 (1988).
- [5] K. Kawarabayashi and M. Suzuki, Phys. Rev. Lett. **16**, 255 (1966);
Riazzuddin and Fayyazuddin, Phys. Rev. **147**, 1071 (1966).
- [6] J. Wess and B. B. Zumino, Phys. Lett. **37B**, 95 (1971).
- [7] E. Byckling and K. Kajantie, *Particle Kinematics* (Wiley, London, 1973).
- [8] D. W. G. S. Leith, in: *Hadronic Interactions of Electrons and Photons*, (Academic Press, London and New York, 1971) p.195.

FIGURES



(a)



(b)

FIG. 1. The diagrams describing the amplitudes of the decay $\omega \rightarrow \pi^+\pi^-\pi^+\pi^-\pi^0$. The shaded circles in the set (a) refer to the whole $\rho \rightarrow 4\pi$ amplitudes Eq. (5). The shaded circles in the set (b) refer to the effective $\pi \rightarrow 3\pi$ vertices given by Eq. (6). The symmetrisation over momenta of identical pions is meant. The diagrams for the decay $\omega \rightarrow \pi^+\pi^-\pi^0\pi^0\pi^0$ are obtained from those shown upon the evident replacements.

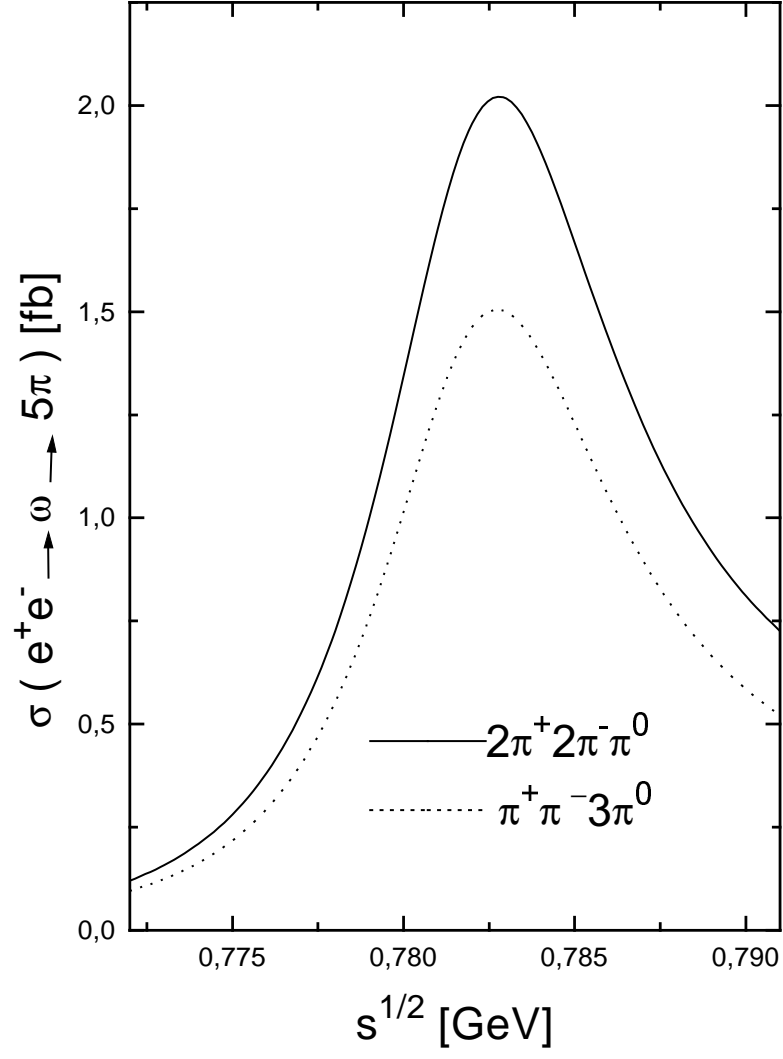


FIG. 2. The $\omega \rightarrow 5\pi$ excitation curves in e^+e^- annihilation in the vicinity of the ω resonance.