

S-wave charmed mesons in lattice NRQCD

Randy Lewis^a and R. M. Woloshyn^b

^aJefferson Lab, 12000 Jefferson Avenue, Newport News, VA, U.S.A. 23606
and Department of Physics, University of Regina, Regina, SK, Canada S4S 0A2

^bTRIUMF, 4004 Wesbrook Mall, Vancouver, BC, Canada V6T 2A3

Heavy-light mesons can be studied using the $1/M$ expansion of NRQCD, provided the heavy quark mass is sufficiently large. Calculations of the S-wave charmed meson masses from a classically and tadpole-improved action are presented. A comparison of $O(1/M)$, $O(1/M^2)$ and $O(1/M^3)$ results allows convergence of the expansion to be discussed. It is shown that the form of discretized heavy quark propagation must be chosen carefully.

1. INTRODUCTION

Nonperturbative strong dynamics is typified by the mass scale Λ_{QCD} . Interactions involving a very heavy quark of mass M can be studied systematically by expanding in Λ_{QCD}/M . Upon truncation of the expansion at some order, the resulting effective theory is not renormalizable and requires a momentum cutoff.

If the required regularization is performed via a space-time lattice, then the cutoff is proportional to the inverse lattice spacing $1/a$. A useful effective theory must satisfy

$$\Lambda_{\text{QCD}} \ll 1/a \lesssim M, \quad (1)$$

so the cutoff is large enough to include the bulk of the nonperturbative dynamics in the low-energy effective theory, but small enough that the truncation of the expansion remains sensible.

Is the charm quark heavy enough for a useful lattice effective theory? The present work addresses this question through a study of the masses of S-waves charmed mesons using quenched lattice NRQCD.[1] Calculations are performed at two lattice spacings near 0.22 fm and 0.26 fm, and in each case results are given separately at $O(1/M)$, $O(1/M^2)$ and $O(1/M^3)$ in the effective theory. This work is an extension of results that have been reported previously[2], and further details can be found in that paper. Other authors have considered NRQCD up to $O(1/M^2)$ [3].

2. ACTION

The lattice action has three terms: gauge action, light quark action and heavy quark action. The entire action is classically and tadpole-improved with the tadpole factor defined by

$$U_0 = \left\langle \frac{1}{3} \text{ReTr} U_{\text{pl}} \right\rangle^{1/4}. \quad (2)$$

The gauge action includes a sum over 1×2 rectangular plaquettes as well as 1×1 elementary plaquettes. For light fermions, the Sheikholeslami-Wohlert action[4] is used with the clover coefficient set to its tadpole-improved value. The heavy quark action is NRQCD.

A discretization of the NRQCD action leads to the following Green's function propagation[1]:

$$\begin{aligned} G_1 &= \left(1 - \frac{aH_0}{2n}\right)^n \frac{U_4^\dagger}{U_0} \left(1 - \frac{aH_0}{2n}\right)^n \delta_{\vec{x},0}, \quad (3) \\ G_{\tau+1} &= \left(1 - \frac{aH_0}{2n}\right)^n \frac{U_4^\dagger}{U_0} \left(1 - \frac{aH_0}{2n}\right)^n \\ &\quad \times (1 - a\delta H) G_\tau, \quad \tau > 0, \quad (4) \end{aligned}$$

where “ n ” should be chosen to stabilize the numerics, and the Hamiltonian is

$$H = H_0 + \delta H, \quad (5)$$

$$\delta H = \delta H^{(1)} + \delta H^{(2)} + \delta H^{(3)} + O(1/M^4), \quad (6)$$

$$H_0 = \frac{-\Delta^{(2)}}{2M}, \quad (7)$$

$$\delta H^{(1)} = -\frac{c_4}{U_0^4} \frac{g}{2M} \boldsymbol{\sigma} \cdot \tilde{\mathbf{B}} + c_5 \frac{a^2 \Delta^{(4)}}{24M}, \quad (8)$$

$$\delta H^{(2)} = \frac{c_2}{U_0^4} \frac{ig}{8M^2} (\tilde{\Delta} \cdot \tilde{\mathbf{E}} - \tilde{\mathbf{E}} \cdot \tilde{\Delta}) - c_6 \frac{a(\Delta^{(2)})^2}{16nM^2} - \frac{c_3}{U_0^4} \frac{g}{8M^2} \boldsymbol{\sigma} \cdot (\tilde{\Delta} \times \tilde{\mathbf{E}} - \tilde{\mathbf{E}} \times \tilde{\Delta}), \quad (9)$$

$$\delta H^{(3)} = -c_1 \frac{(\Delta^{(2)})^2}{8M^3} - \frac{c_7}{U_0^4} \frac{g}{8M^3} \left\{ \tilde{\Delta}^{(2)}, \boldsymbol{\sigma} \cdot \tilde{\mathbf{B}} \right\} - \frac{c_9}{U_0^8} \frac{ig^2}{8M^3} \boldsymbol{\sigma} \cdot (\tilde{\mathbf{E}} \times \tilde{\mathbf{E}} + \tilde{\mathbf{B}} \times \tilde{\mathbf{B}}) - \frac{c_{10}}{U_0^8} \frac{g^2}{8M^3} (\tilde{\mathbf{E}}^2 + \tilde{\mathbf{B}}^2) - c_{11} \frac{a^2(\Delta^{(2)})^3}{192n^2M^3} + \text{purely quantum effects}, \quad (10)$$

$$\tilde{E}_i = \tilde{F}_{4i}, \quad (11)$$

$$\tilde{B}_i = \frac{1}{2} \epsilon_{ijk} \tilde{F}_{jk}. \quad (12)$$

A tilde denotes removal of the leading discretization errors. Classically, the coefficients c_i are all unity, and their nonclassical corrections will not be discussed in this work.

It should be noted that the separation of H_0 and δH in Eq. (4) is not unique. The heavy quark propagation of Eq. (4) uses a simple linear approximation to the true exponential dependence on δH , while using a better-than-linear approximation for H_0 . The present work will report on a generalization of this choice.

3. RESULTS

All data presented here correspond to a charmed meson with a light quark mass that is roughly twice the strange quark mass. More extensive results, including bottom mesons, can be found in Ref. [2]. The data sample includes 400(300) gauge field configurations at $\beta = 6.8(7.0)$ corresponding to $a \approx 0.26\text{fm}(0.22\text{fm})$. All plots include bootstrap errors from 1000 ensembles.

Fig. 1 shows the simulation energy (as read from the plateau of an effective mass plot) of the 1S_0 meson. Notice that at both lattice spacings the $O(1/M^3)$ contribution is twice as large as the $O(1/M^2)$ contribution, and that this large effect is dominated by the term containing c_{10} in the Hamiltonian, Eq. (10). This term is unique because it is the only term up to $O(1/M^3)$ which contains a nonzero vacuum expectation

value. The vacuum value can be calculated from our gauge field configurations, and as shown in Fig. 1 the simulation energy displays a very pleasing $1/M$ expansion after removal of the vacuum value.

The mass difference between 3S_1 and 1S_0 mesons is shown in Fig. 2. When the vacuum expectation value is not removed from the Hamiltonian, the $O(1/M^3)$ contribution is twice as large as the $O(1/M^2)$ contribution in magnitude, due to large effects from the terms containing c_7 and c_{10} . Fig. 2 indicates that the c_{10} effect is entirely due to the vacuum expectation value.

This very substantial dependence of the spin splitting on the vacuum value should be disturbing, since the c_{10} term is spin-independent. Apparently the vacuum value is so large that it destabilizes heavy quark propagation and thereby introduces a spurious effect unless the vacuum value is removed from the Hamiltonian. To support this claim, we have redone the calculation after subtracting the c_{10} term from δH and adding it to H_0 in Eq. (4). When this is done, the triangles of Fig. 2 are reproduced regardless of whether the vacuum value is subtracted from the Hamiltonian. This is the physically-expected result.

Still, Fig. 2 contains a large $O(1/M^3)$ contribution dominated by the term containing c_7 . Although this term does not contain a nonzero vacuum expectation value, one wonders if the heavy quark propagation might be unstable for this term as well, unless a better-than-linear approximation is used for the c_7 term in Eq. (4).

Fig. 3 shows the effect of subtracting all of δH from its present location in Eq. (4) and putting the full Hamiltonian in place of H_0 . That is,

$$G_{\tau+1} = \left(1 - \frac{aH}{2n}\right)^n \frac{U_4^\dagger}{U_0} \left(1 - \frac{aH}{2n}\right)^n G_\tau, \quad (13)$$

and we choose $G_0 \equiv \delta_{\vec{x},0}$. To maintain classical improvement, the following $O(1/M^3)$ term must be added to the Hamiltonian:

$$\delta H_{\text{new}} = -\frac{a}{4n} \left\{ \left(H_0 + \delta H^{(1)} \right), \delta H^{(2)} \right\}. \quad (14)$$

Simulations with $n = 5$ and $n = 7$ are indistinguishable. At both lattice spacings, the large c_7 effect is found to be robust, and the contribution

from c_9 tends to increase. No discussion of the spin-independent terms containing c_1 and c_{11} is presented here.

4. DISCUSSION

Instabilities can arise in the NRQCD expansion for charmed mesons due to the presence of a large vacuum expectation value. A better-than-linear approximation to heavy quark propagation is valuable for ensuring stability.

Substantial effects on spin splitting were found from $O(1/M^3)$ terms in the action. However further study, for example, of alternative definitions for the tadpole factor or of perturbative improvement for the NRQCD coefficients is needed before one can reach a definitive conclusion about the convergence of the NRQCD expansion for charmed mesons.

ACKNOWLEDGMENTS

The authors thank G. P. Lepage, N. Shakespeare and H. Trottier for discussions. This work was supported in part by the Natural Sciences and Engineering Research Council of Canada, and the U.S. Department of Energy, contract DE-AC05-84ER40150.

REFERENCES

1. W. E. Caswell and G. P. Lepage, Phys. Lett. B **167**, 437 (1986); G. P. Lepage and B. A. Thacker, Nucl. Phys. B (Proc. Suppl.) **4**, 199 (1988); B. A. Thacker and G. P. Lepage, Phys. Rev. D **43**, 196 (1991); G. T. Bodwin, E. Braaten and G. P. Lepage, Phys. Rev. D **51**, 1125 (1995).
2. R. Lewis and R. M. Woloshyn, Phys. Rev. D, **58**, 074506 (1998).
3. A. Ali Khan and T. Bhattacharya, *ibid.* **53**, 368 (1997); A. Ali Khan, Nucl. Phys. B (Proc. Suppl.) **63**, 71 (1998); J. Hein, *ibid.* **63**, 347 (1998); A. Ali Khan *et. al.*, Phys. Rev. D **53**, 6433 (1996); K.-I. Ishikawa *et. al.*, *ibid.* **56**, 7028 (1997); J. P. Ma and B. H. J. McKellar, *ibid.* **57**, 6723 (1998).
4. B. Sheikholeslami and R. Wohlert, Nucl. Phys. B **259**, 572 (1982).

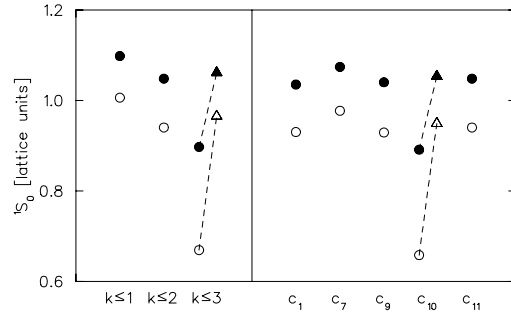


Figure 1. The simulation energy of a ground state charmed meson at rest, up to $O(1/M^k)$. Solid(open) symbols denote data at $\beta = 6.8(7.0)$. Triangles are produced by subtracting the vacuum expectation value from the c_{10} term. To the right of the vertical line, the effect of adding each $O(1/M^3)$ term to the $O(1/M^2)$ Hamiltonian is shown individually.

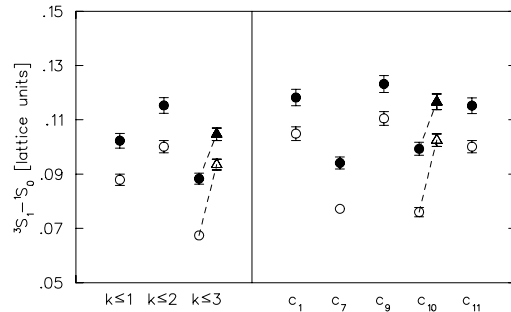


Figure 2. The spin splitting of S-wave charmed mesons, with notation as in Fig. 1.

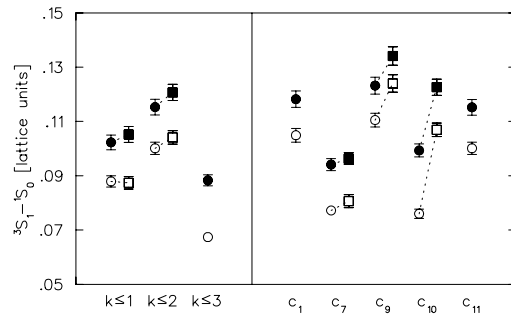


Figure 3. The data (circles) of Fig. 2, which use Eq. (4), are compared to data (squares) obtained from Eq. (13). The vacuum expectation value is not removed.