

Cluster algorithms ¹

Ferenc Niedermayer²
Institut für theoretische Physik
Universität Bern
Sidlerstrasse 5, CH-3012 Bern, Switzerland

Abstract

Cluster algorithms for classical and quantum spin systems are discussed. In particular, the cluster algorithm is applied to classical $O(N)$ lattice actions containing interactions of more than two spins. The performance of the multi-cluster and single-cluster methods, and of the standard and improved estimators are compared.

¹Lecture given at the summer school on 'Advances in Computer Simulations', Budapest, July 1996. Work supported in part by Schweizerischer Nationalfonds

²On leave from the Institute of Theoretical Physics, Eötvös University, Budapest

1 Introduction

Simulations of statistical systems near to their critical points is usually a very difficult problem, because the dynamical evolution of the system in Monte Carlo (or computer-) time slows down considerably. The phenomenon is called critical slowing down (CSD). It also occurs in real systems (in real time) and is an interesting subject to study. In Monte Carlo (MC) simulations, however, where one is interested in quantities averaged over the equilibrium probability distribution, CSD could lead to a tremendous waste of computer time. The evolution of a system is characterized by the autocorrelation time — this defines the rate how the system loses memory of a previous state, or in other words, the number of MC steps needed to generate a statistically independent new configuration.

Let us consider an observable A (a function of spins if we consider a spin system) and denote by A_t its value at a given MC time t . We define the *autocorrelation time* through the average over the equilibrium distribution as

$$C_{AA}(t) = \langle A_s A_{s+t} \rangle - \langle A \rangle^2 \quad (1)$$

For large t this decays exponentially, $C_{AA}(t) \propto \exp(-t/\tau_{exp,A})$ where $\tau_{exp,A}$, the *exponential autocorrelation time* corresponds to the slowest mode in the MC dynamics. It is also useful to define a slightly different quantity, the *integrated autocorrelation time*

$$\tau_{int,A} = \frac{1}{2} \sum_{t=-\infty}^{+\infty} C_{AA}(t)/C_{AA}(0) = \frac{1}{2} + \sum_{t=1}^{+\infty} C_{AA}(t)/C_{AA}(0) \quad (2)$$

This is the quantity which is relevant for the statistical error in a MC simulation. One usually estimates $\langle A \rangle$ from the average of n subsequent measurements, i.e. through the quantity

$$\bar{A} = \frac{1}{n} \sum_{t=1}^n A_t \quad (3)$$

Its statistical error, $\delta\bar{A}$ for $n \gg \tau_{int,A}$ is given by

$$\delta\bar{A} = \sqrt{2\tau_{int,A}} \cdot \delta\bar{A}_{naive} \quad (4)$$

where

$$\delta\bar{A}_{naive} = \sqrt{\frac{1}{n} C_{AA}(0)} \quad (5)$$

Equation (4) means that in order to reach a given accuracy one has to spend a computer time $\propto \tau_{int}$. Unlike the equilibrium averages $\langle A \rangle$ or $C_{AA}(0)$, the autocorrelation time depends on the actual MC algorithm. In general, near a critical point (i.e. for $\xi \gg 1$) the autocorrelation time diverges as

$$\tau \approx c\xi^z \quad (6)$$

where z is the *dynamical critical exponent*.³

For a local update, as the standard Metropolis algorithm, one has $z \approx 2$. Some 2d systems reveal their critical properties only at quite large correlation length ξ . In two dimensions the memory allows to consider systems with linear size $L \approx 1000$ and a correlation length $\xi \approx 100-200$. For a local algorithm, however, (6) predicts $\tau \sim 10000$, which makes the simulation with a local Metropolis algorithm hopeless.

The $\tau \propto \xi^2$ behaviour reminds one of the the random walk — a change at some site will propagate to a distance of $\sim \xi$ due to random local updating steps in a time proportional to ξ^2 .

There are several ways to change the MC dynamics in order to decrease the value of z . One way is to perform a deterministic local update instead of a random one, staying on the energy surface $E=\text{const}$, i.e. making a micro-canonical step. This *over-relaxation algorithm* [2] can lower the value of the dynamical critical exponent down to $z \approx 1$.

The other class of MC dynamics updates a collective mode instead of a single local variable. In some optimal cases one can reach $z \approx 0$, i.e. completely eliminate (at least from a practical point of view) the problem of CSD. Two important methods of this type are

- Multi-grid algorithms
- Cluster algorithms

In the multi-grid algorithms one introduces in addition to the original (fine grid) lattice a sequence of lattices with lattice spacings $a' = 2a$, $a'' = 4a$, ... and updates the corresponding block of spins. i.e. regions of given sizes and shapes. For the $O(N)$ vector model the multi-grid algorithm reduces the dynamical critical exponent to $z \approx 0.5 - 0.7$ [3]. As we shall see, the cluster algorithms – the topics of these notes – work better for this system. One should keep in mind, however, that for other systems the presently available cluster algorithms are not efficient, while the multi-grid algorithms can be still used. In these lecture notes I discuss the cluster algorithms for classical and quantum spin systems.

³For more details and for references on statistical time-series analysis see e.g. [1].

2 Cluster Algorithm for Classical Spin Systems

The cluster MC method has been suggested by Swendsen and Wang [4] for the Ising model, based on an earlier observation that the partition function of the system can be written as a sum over cluster distributions [5]. In Ref. [6] the algorithm has been generalized to spin systems, using more general considerations. Here I follow this derivation since it will be straightforward to apply it to general $O(N)$ lattice actions.

Consider a general $O(N)$ vector model where the energy of the configuration $S = \{\mathbf{S}_n\}$ is given by⁴

$$E(S) = \sum_l E_l(S) . \quad (7)$$

Here l denotes a given link, a pair of sites $l = (n_1, n_2)$ and the interaction term $E_l(S)$ depends only on the corresponding spins, $E_l(S) = E_l(\mathbf{S}_{n_1}, \mathbf{S}_{n_2})$. At this point let us extend the class of actions considered in Ref. [6] and consider the case of 3-spin (4-spin, ...) interaction terms. Let l be a (hyper)link $l = (n_1, n_2, n_3)$ and the corresponding interaction term $E_l(S) = E_l(\mathbf{S}_{n_1}, \mathbf{S}_{n_2}, \mathbf{S}_{n_3})$ (and similarly for 4-spin, ... interactions). We shall also assume that the interaction has a global symmetry,

$$E_l(g\mathbf{S}_1, g\mathbf{S}_2, \dots) = E_l(\mathbf{S}_1, \mathbf{S}_2, \dots) , \quad (8)$$

for $g \in G$ where G is the corresponding symmetry group. To construct the clusters we connect the sites belonging to some link l by a ‘bond’ with some probability $p_l(S)$ depending on the spins associated with the link. We assume it to be globally invariant as well:

$$p_l(g\mathbf{S}_1, g\mathbf{S}_2, \dots) = p_l(\mathbf{S}_1, \mathbf{S}_2, \dots) . \quad (9)$$

The probability to produce a given configuration of bonds B is given by

$$w(B|S) = \prod_{l \in B} p_l(S) \prod_{l \notin B} (1 - p_l(S)) . \quad (10)$$

The next step is to build the clusters. The cluster is the set of sites which can be visited from each other going through bonds. We propose now the following change in the configuration: spins within a given cluster are transformed globally, by some $g_i \in G$, $i = 1, \dots, N_C$, where N_C is the actual number of clusters defined by the bond configuration. (Note that different bond configurations can result in the same cluster configuration. In fact, only the cluster configuration

⁴For simplicity, we include the factor $\beta = 1/kT$ in the definition of E , i.e. the Boltzmann factor is $\exp(-E)$

matters here.) The equation of detailed balance (assuming the same a priori probability for g_i^{-1} as for g_i) is given by

$$e^{-E(S)}w(B|S)w(S \rightarrow S') = e^{-E(S')}w(B|S')w(S' \rightarrow S) . \quad (11)$$

Here $w(S \rightarrow S')$ and $w(S' \rightarrow S)$ are the corresponding acceptance probabilities used to correct the equation (see Ref. [7]). Because of the global symmetry (8,9), the contributions coming from a link l with all its sites belonging to the same cluster cancel and we obtain

$$\prod_{l \notin B} e^{-E_l(S)}(1 - p_l(S))w(S \rightarrow S') = \prod_{l \notin B} e^{-E_l(S')} (1 - p_l(S'))w(S' \rightarrow S) . \quad (12)$$

Let us introduce a convenient parametrization for $p_l(S)$:

$$p_l(S) = 1 - e^{E_l(S) - Q_l(S)} . \quad (13)$$

The fact that $p_l(S)$ is a probability requires

$$Q_l(S) \geq E_l(S) . \quad (14)$$

Equation (12) gives then

$$\prod_{l \notin B} e^{-Q_l(S)}w(S \rightarrow S') = \prod_{l \notin B} e^{-Q_l(S')}w(S' \rightarrow S) . \quad (15)$$

Here in fact only those links contribute which would connect different clusters, i.e. are on the ‘surface’ of clusters. We have succeeded to map our original spin system onto a system of N_C ‘sites’ (representing the clusters $1, \dots, N_C$) with the dynamical variables $g_i, i = 1, \dots, N_C$. The interaction between the clusters is given by $Q_l(S)$ where l is a (hyper)link connecting two or more clusters. (Note that by taking $Q_l(S) = E_l(S)$, i.e. $p_l(S) = 0$, each lattice site becomes a cluster by itself and we recover the local MC method.)

Let us specify the bond probabilities, i.e. $Q_l(S)$. We restrict the proposed transformations g to a subgroup $H \subset G$ to be specified later, and let $Q_l(S)$ be the maximal energy $E_l(S')$ where the elements $g \in H$ are applied independently to all possible sites belonging to l ,

$$Q_l(\vec{S}_1, \vec{S}_2, \dots) = \max_{g_1, g_2, \dots \in H} E(g_1 \vec{S}_1, g_2 \vec{S}_2, \dots) . \quad (16)$$

Clearly, we have $Q_l(g_1 \vec{S}_1, g_2 \vec{S}_2, \dots) = Q_l(\vec{S}_1, \vec{S}_2, \dots)$ for any $g_1, g_2, \dots \in H$. For this choice of the bond probabilities the remaining factors $l \notin B$ in (15) cancel and one obtains

$$w(S \rightarrow S') = w(S' \rightarrow S) . \quad (17)$$

This is a remarkable fact: the accept–reject step needed usually to correct the equation of detailed balance is unnecessary, the clusters can be updated independently. This is possible because the clusters are built dynamically, i.e. they are sensitive to the interaction and to the actual configuration. With a fixed a priori given shape of clusters one cannot achieve this.

The construction is still quite general, but there is a hidden subtle point here. If $Q_l - E_l$ is too large then the bond probability becomes too large as well. As a consequence, the largest cluster will usually occupy almost the whole lattice, leaving out only a few small isolated clusters. Although the algorithm is still correct, it is also useless in this case: applying a global transformation to the whole lattice does not change the relative orientation of the spins, so one would update effectively a few small clusters with the computation being done on the whole lattice. Before proceeding with the general case of the $O(N)$ spin model, let us consider the Ising model as a special case.

$$E = -J \sum_{n,\mu} S_n S_{n+\hat{\mu}} \ , \quad (18)$$

where $J > 0$ and $S_n = \pm 1$. The global symmetry transformation in this case is $S_n \rightarrow g S_n$, $g = \pm 1$. Equation (16) gives

$$Q_l(S) = J \ , \quad (19)$$

and consequently

$$p_l(S_1, S_2) = \begin{cases} 1 - e^{-2J} & \text{for parallel spins, } S_1 S_2 = +1 \ , \\ 0 & \text{for antiparallel spins, } S_1 S_2 = -1 \ . \end{cases} \quad (20)$$

This is the bond probability for the Swendsen–Wang algorithm. An important observation is that the clusters cannot grow too large: since the bond probability is zero between antiparallel spins, all the spins in a cluster will have the same sign – the clusters cannot grow larger than the region of same-sign spins. In the unbroken phase the latter does not exceed half of the total number of sites, hence the main danger of the cluster algorithms – that one ends up with a single cluster occupying nearly the whole volume – is avoided in this case.

Since the clusters do not interact (c.f. (17)) one can choose any of the 2^{N_c} sign assignments with equal probability. One can average over these 2^{N_c} possibilities without actually doing the updates – by introducing the *improved estimators*. For the correlation function one has

$$\langle S_x S_y \rangle = \sum_{\mathcal{C}} p(\mathcal{C}) \langle S_x S_y \rangle_{\mathcal{C}} \ , \quad (21)$$

where \mathcal{C} is a given cluster distribution appearing with probability $p(\mathcal{C})$ and $\langle S_x S_y \rangle_{\mathcal{C}}$ is the average over the $2^{N_{\mathcal{C}}}$ possibilities for \mathcal{C} . The latter is trivial,

$$\langle S_x S_y \rangle_{\mathcal{C}} = \delta_{xy}(\mathcal{C}) , \quad (22)$$

where $\delta_{xy}(\mathcal{C})$ is 1 if the two sites belong to the same cluster, and 0 otherwise. Hence we have

$$\langle S_x S_y \rangle = \langle \delta_{xy}(\mathcal{C}) \rangle . \quad (23)$$

The improvement comes from the fact that at large distances $|x - y|$ the small value of correlator $\langle S_x S_y \rangle \ll 1$ is obtained by averaging over values +1 and -1 in the standard measurement while in the case of the improved estimator $\delta_{xy}(\mathcal{C})$ it comes from averaging over +1 and 0. In other words, the value of $C_{AA}(0)$ in (5) is much smaller for the improved estimator than for the original one since

$$\langle (S_x S_y)^2 \rangle = 1, \quad \langle (\delta_{xy}(\mathcal{C}))^2 \rangle = \langle \delta_{xy}(\mathcal{C}) \rangle \ll 1 . \quad (24)$$

As a consequence, one expects to gain an additional factor $1/\langle S_x S_y \rangle$ in computer time. This argument is, unfortunately, not complete. The point is that one usually measures the correlation function $\langle S_x S_y \rangle$ from an average over the whole lattice with $|x - y|$ fixed. When the site x runs over the lattice the quantity $S_x S_y$ fluctuates more independently than the improved estimator $\delta_{xy}(\mathcal{C})$ – the values of the latter are strongly correlated when large clusters are present.

A variant of this algorithm has been introduced by Wolff [8] – the single-cluster algorithm. He suggested to build just one cluster starting from a random site, reflect all spins in this cluster and start the procedure again. The difference between this and the original Swendsen–Wang multi-cluster algorithm is that one enhances the probability of updating large clusters since a cluster of size $|C|$ is hit with the probability $|C|/V$, where V is the total number of lattice sites. Large clusters evolve still too slowly compared to small ones in the multi-cluster method – the single-cluster version corrects for this by updating more often the large clusters. (Obviously, one can try to vary the maximal number of clusters to be updated within a given MC run, and optimize in the distribution of this number.)

The improved estimator can be modified for the case of the single-cluster algorithm [9]. For example, the correlation function is given by

$$\frac{1}{V} \sum_{x=1}^V \langle S_x S_{x+r} \rangle = \left\langle \sum_{i=1}^{N_{\mathcal{C}}} \frac{|C_i|}{V} \frac{1}{|C_i|} \sum_{x \in C_i} \delta_{x, x+r}(\mathcal{C}) \right\rangle^{\text{mc}} = \left\langle \frac{1}{|C_1|} \sum_{x \in C_1} \delta_{x, x+r}(\mathcal{C}) \right\rangle^{\text{sc}} , \quad (25)$$

where the superscripts mc, sc refer to multi-cluster and single-cluster algorithms,

respectively. The susceptibility in the unbroken phase is given by

$$\chi = \frac{1}{V} \sum_{x,y} \langle S_x S_y \rangle = \left\langle \frac{1}{V} \sum_{i=1}^{N_c} \sum_{x,y \in C_i} \delta_{xy}(\mathcal{C}) \right\rangle = \left\langle \sum_{i=1}^{N_c} \frac{|C_i|}{V} |C_i| \right\rangle = \langle |C| \rangle^{\text{sc}}. \quad (26)$$

The average size of a randomly chosen cluster diverges together with the susceptibility when one approaches the critical point – the MC dynamics adjusts itself to the long range correlations present in the equilibrium situation.

In applying the previous considerations to the $O(N)$ spin model one has to choose the proper symmetry transformation H in (16). Choosing this to be the rotation group – the choice made in [6] – leads to a bond probability which is too large, the largest cluster tends to occupy the whole lattice. It has been suggested there to make only small rotations and consider the case of interacting clusters as in (15). A much better solution suggested by Wolff [8] is to choose the subgroup of reflections with respect to some given random direction \vec{r} . (The derivation in Ref. [8] was based on embedding an Ising model into the $O(N)$ model and applying to it the Swendsen-Wang cluster algorithm. The advantage of the present approach shows up in applications to $O(N)$ lattice actions of more general type.) The corresponding subgroup contains the identity and the reflection of the parallel component of the spin to the vector \vec{r} , i.e.

$$g: S_n^{\parallel} \rightarrow -S_n^{\parallel}, \quad \vec{S}_n^{\perp} \rightarrow \vec{S}_n^{\perp}. \quad (27)$$

For the standard $O(N)$ action we have

$$\vec{S}_n \vec{S}_{n+\hat{\mu}} = S_n^{\parallel} S_{n+\hat{\mu}}^{\parallel} + \vec{S}_n^{\perp} \vec{S}_{n+\hat{\mu}}^{\perp}, \quad (28)$$

and only the first term is affected by the update. Essentially we obtained an embedded Ising model with space-dependent *ferromagnetic* couplings,

$$E = - \sum_{n,\mu} J_{n,\mu} \epsilon_n \epsilon_{n+\hat{\mu}}, \quad \text{with } J_{n,\mu} = J |S_n^{\parallel} S_{n+\hat{\mu}}^{\parallel}|, \quad \epsilon_n = \text{sign} S_n^{\parallel}. \quad (29)$$

The corresponding bond probabilities are given by $Q_l = J_l$. Again, because of the ferromagnetic nature of the couplings, the regions with $\epsilon_n > 0$ and $\epsilon_n < 0$ are not connected by bonds and the size of the clusters is bounded by the size of the corresponding regions. Consequently (at least in the unbroken phase) one is safe from having clusters with $|C| \sim V$. For the $O(N)$ vector model both the single-cluster [11] and multi-cluster [12] method eliminates practically the CSD. For this model the cluster algorithm works even better than for the Ising model where some CSD is still observed.

Note that the present formulation can be easily applied to more general $O(N)$ actions. Let us consider first the Symanzik (tree-level) improved $O(N)$

action [13],

$$E(S) = -J \sum_{n,\mu} \left[\frac{4}{3} \vec{S}_n \vec{S}_{n+\hat{\mu}} - \frac{1}{12} \vec{S}_n \vec{S}_{n+2\hat{\mu}} \right]. \quad (30)$$

Here we have two types of links, $l = (n, n + \hat{\mu})$ and $l = (n, n + 2\hat{\mu})$, with $Q_l = \frac{4}{3} |S_n^\parallel S_{n+\hat{\mu}}^\parallel|$ and $Q_l = \frac{1}{12} |S_n^\parallel S_{n+2\hat{\mu}}^\parallel|$, respectively. A potential danger is related to the fact that the second term in (30) is anti-ferromagnetic – the bonds of the second type can connect sites with opposite sign of S_n^\parallel . Fortunately, the coefficient 1/12 is sufficiently small, and the largest cluster does not grow too large [14].

Another example of practical importance is provided by the classically perfect lattice action (or the fixed point action of a renormalization group transformation) [16] which has a form

$$E(S) = \frac{1}{2} \sum_{n,r} \rho(r) (1 - \vec{S}_n \vec{S}_{n+r}) + \sum_{n_1..n_4} c(n_1..n_4) (1 - \vec{S}_{n_1} \vec{S}_{n_2}) (1 - \vec{S}_{n_3} \vec{S}_{n_4}) + \dots \quad (31)$$

This lattice action is used to minimize the lattice artifacts (the discretization errors). Although introducing the signs $\epsilon_n = \text{sign}(S_n^\parallel)$ does not turn this action into an Ising model (couplings between more than two spins are also present) the discussion presented here readily applies to this general action, and the procedure eliminates practically the CSD.

One can also introduce an external magnetic field. The simplest way to apply the cluster algorithm is to consider the external field as an extra spin which is coupled to all spins, and consider this interaction term on the same footing as all other terms in $E(S)$ [15]. The cluster to which the external spin belongs does not need to be updated, otherwise the procedure is unchanged.

When modifying the algorithm, the condition of detailed balance has to be rechecked carefully. To illustrate this, let us consider the 3d O(3) model in the broken phase. If the random direction \vec{r} points towards the magnetization \vec{M} , the effective couplings $J |S_n^\parallel S_{n+\hat{\mu}}^\parallel|$ become too large, consequently also the size of the largest cluster. (This is expected physically – flipping half of the spins along the total magnetization does not produce a typical configuration.) Could one modify the algorithm by restricting \vec{r} to be orthogonal to \vec{M} ? It is easy to see that this is not correct. The component \vec{M}^\perp (orthogonal to \vec{r}) remains unchanged by the updates while M^\parallel changes from zero to some nonzero value hence $|\vec{M}|$ always grows. In fact, we violated detailed balance by biasing \vec{r} with the direction of the magnetization. (On the other hand, it is allowed to take \vec{r} orthogonal to the direction of a given spin.)

One can also define improved estimators for the $O(N)$ spin model. Since only the signs of S_n^\parallel are updated one can use the relation [11]

$$\langle \vec{S}_x \vec{S}_y \rangle = N \langle S_x^\parallel S_y^\parallel \rangle , \quad (32)$$

and define the improved estimator as

$$N |S_x^\parallel S_y^\parallel| \delta_{xy}(\mathcal{C}) . \quad (33)$$

Unfortunately, this procedure introduces an unwanted noise in the correlator when \vec{S}_x and \vec{S}_y are correlated significantly (i.e. for $|x - y| \leq \xi$). To illustrate this let us consider $\vec{S}_x \vec{S}_x$: this is, of course, exactly 1 when measured directly, it has no statistical error while the estimator $N S_x^\parallel S_x^\parallel$ fluctuates. The problem is cured easily [17]: one should only choose N random directions $\vec{r}_1, \vec{r}_2, \dots, \vec{r}_N$ in a sequence forming an *orthogonal system* and apply the cluster algorithm using $\vec{r} = \vec{r}_i$ for $i = 1, \dots, N$, otherwise everything remains unchanged, including the improved estimator. Unfortunately, for the single-cluster update this trick is not very convenient. To cure the problem with the improved measurement and keep the advantage that the single-cluster method updates more efficiently the large clusters one can do the following:

1. make n_s single-cluster steps, but do not measure anything,
2. make N consecutive multi-cluster steps with a random basis and perform a measurement after each step.

One can try to optimize the value of n_s to get a uniformly small autocorrelation time at all scales or even try to vary the maximal number of clusters (1, 2, ...) to be built and updated. We shall refer to this as the ‘hybrid’ method. To illustrate the performance of the cluster method and of the improved estimators I made some runs⁵ on a 256^2 lattice at $\beta = 1.8$ which corresponds to a correlation length $\xi = 64.78(15)$ [11]. For the hybrid algorithm I took $n_s = 25 \approx V/\langle |C| \rangle$, and measured the correlation function $C(x) = \langle \vec{S}_0 \vec{S}_x \rangle$ using the standard estimator (averaged over the lattice volume) and the improved estimator. The measurements in the single-cluster method were done after each n_s updates. Table 1 shows the results for $C(x)$ at $x = 1, 20, 60, 120$, and for the susceptibility. To compare the performance the squared errors are shown, normalized to 20000 sweeps for each case.

Comparing the standard estimators one sees that the single-cluster method updates all scales better, except for the shortest distances. The error squared for the hybrid method is somewhat larger because we made there ~ 1 single-cluster

⁵Most of these runs were made after the school, while preparing this written version.

method	$C(1)$	$C(20)$	$C(60)$	$C(120)$	χ
H, imp.	0.68796(3)	0.1973(2)	0.0731(3)	0.0354(4)	3560(20)
S, st.	$2 \cdot 10^{-9}$	$5 \cdot 10^{-8}$	$1 \cdot 10^{-7}$	$2 \cdot 10^{-7}$	$6 \cdot 10^2$
M, st.	$1.6 \cdot 10^{-9}$	$3 \cdot 10^{-7}$	$9 \cdot 10^{-7}$	$1 \cdot 10^{-6}$	$2 \cdot 10^3$
H, st.	$1.3 \cdot 10^{-9}$	$9 \cdot 10^{-8}$	$3 \cdot 10^{-7}$	$4 \cdot 10^{-7}$	$7 \cdot 10^2$
S, imp.	$2 \cdot 10^{-5}$	$5 \cdot 10^{-6}$	$2 \cdot 10^{-6}$	$7 \cdot 10^{-7}$	$3 \cdot 10^3$
M, imp.	$1 \cdot 10^{-9}$	$1 \cdot 10^{-7}$	$3 \cdot 10^{-7}$	$4 \cdot 10^{-7}$	$1 \cdot 10^3$
H, imp.	$1 \cdot 10^{-9}$	$5 \cdot 10^{-8}$	$1 \cdot 10^{-7}$	$1.4 \cdot 10^{-7}$	$4 \cdot 10^2$
H, imp.*	$7 \cdot 10^{-10}$	$2 \cdot 10^{-8}$	$5 \cdot 10^{-8}$	$6 \cdot 10^{-8}$	$1.5 \cdot 10^2$

Table 1: Spin-spin correlation function and susceptibility with different variants of the cluster algorithm (single-cluster, multi-cluster and ‘hybrid’), measured with standard and improved estimators. The first line shows the data, the following lines the error squared, normalized to 20 ksweeps. The last line shows the (impractical) choice when the multi-cluster steps are used only in the improved estimator but not in updating the configuration.

sweep (i.e. $n_s = 25$ single-cluster updates) followed by 3 multi-cluster updates with measurements. A striking observation is that for the single-cluster method the standard estimator produces a smaller error than the improved estimator – this is naturally connected with the noise discussed above. For the multi-cluster or hybrid method the corresponding improved estimator (which cancels this noise by taking a random orthogonal basis) has obviously smaller errors than the standard estimator, but the gain is about a factor of 2 – 3, much smaller than predicted by the naive argument using the relations in (24). At $x = 60 \approx \xi$ the hybrid version gives an improvement in computer time of a factor 3 compared to the multi-cluster version and a factor of 20 compared to the single-cluster version with (noisy) improved estimator. It seems that the best strategy is to use the single-cluster method with the *standard estimator* or the hybrid version with the improved estimator. Of course, at this correlation length all these versions of the cluster method are incomparably better than the local Metropolis update.

To separate the effect of multi-cluster updates from that of the multi-cluster improved estimator I made a run where after n_s single cluster updates in 3 consecutive steps (in all 3 orthogonal directions) the multi-clusters were constructed and the corresponding improved estimators were measured but the

resulting multi-cluster configurations were not updated. Accordingly, only the single-cluster steps were counted in the total number of sweeps. These results are shown in the last line, as H,imp.*. Note that this is not a practical choice since it takes no time to update the clusters once they were constructed. Although we did not count the construction of multi-clusters (since it does not affect the configurations) it counts, of course, in computer time.

The cluster method has still many interesting applications for the $O(N)$ vector model [18–23]. As an example, let me mention here the determination of the interface tension in the Ising model by Hasenbusch [22]. He considered the Ising model on a 2d strip with different (periodic and anti-periodic) boundary conditions in the time direction. The boundary condition has been considered as a dynamical variable⁶, $\epsilon = 1$ for periodic and $\epsilon = -1$ for anti-periodic b.c. The idea in Ref. [22] was that when a line of deleted bonds⁷ cuts through the strip in spatial direction one can flip (with probability 1) the region between this line and the boundary (at $t = 0$) flipping the sign of ϵ at the same time. The relative number of cases with $\epsilon = 1$ and -1 is related to the free energy of a kink, i.e. to the interface tension.

Unfortunately, the cluster algorithm does not work well for other models [25], at least in the most convenient version with independent clusters. The reason is always the same: the largest cluster tends to occupy the whole volume. To illustrate this, consider the Ising spin-glass,

$$E(S) = - \sum_{\langle i,j \rangle} J_{ij} S_i S_j \ , \quad (34)$$

where the random couplings can be positive or negative. In this case (when there are frustrated links) the clusters can grow through the boundaries separating the regions with $S = 1$ and $S = -1$, and for the couplings of interest one big cluster is formed. One can still give up the requirement of independent clusters and go back to (15). By decreasing $Q_l(S)$ one can make the clusters smaller – the price paid for this is that they start to interact and the acceptance probability may be extremely small for clusters of reasonable size. This possibility, however, has not been properly investigated yet.

⁶A similar trick has been used in [24] for $SU(3)$ gauge theory to determine the string tension.

⁷Sometimes it is more convenient to say that one puts originally bonds everywhere and then deletes them with probability $\bar{p}_l = 1 - p_l$.

3 Quantum Spin Systems

We shall consider the example of the 2d anti-ferromagnetic quantum Heisenberg model given by the Hamiltonian

$$H = J \sum_{x,\mu} \vec{S}_x \vec{S}_{x+\hat{\mu}} , \quad (35)$$

where $J > 0$ and $\vec{S}_x = \frac{1}{2}\vec{\sigma}_x$ is a spin operator ($\vec{\sigma}_x$ are Pauli matrices) at site x . This old model seems to describe the dynamics of the electron spins within the copper-oxygen planes of the La_2CuO_4 material. (Note that the first high- T_c super-conductor discovered was $\text{La}_{2-x}\text{Ba}_x\text{CuO}_4$ with the doping $x \approx 0.15$ [26].)

To simulate a quantum spin system is much more difficult than a classical one because – as we shall see – the MC updates have to satisfy some constraints. Based on the work of Evertz, Lana and Marcu [27] who developed a loop cluster algorithm for vertex models, Wiese and Ying [28] worked out an analogous procedure for the Hamiltonian (35). I shall follow their derivation, with a few insignificant simplifications. In particular, I will consider the 1d case, and the multi-cluster version instead of the single-cluster one.

First we decompose the Hamiltonian into non-interacting sub-lattices, $H = H_1 + H_2$, where

$$H_1 = J \sum_n \vec{S}_{2n} \vec{S}_{2n+1} , \quad H_2 = J \sum_n \vec{S}_{2n-1} \vec{S}_{2n} , \quad (36)$$

and use the Suzuki–Trotter formula for the partition function:

$$Z = \text{Tre}^{-\beta H} = \lim_{N \rightarrow \infty} \text{Tr} \left[e^{-\epsilon\beta H_1} e^{-\epsilon\beta H_2} \right]^N = \lim_{N \rightarrow \infty} \text{Tr} \left(e^{-\epsilon\beta H_1} e^{-\epsilon\beta H_2} \dots \right) , \quad (37)$$

where $\epsilon = 1/N$ determines the lattice spacing in the Euclidean time direction. By inserting a complete set of eigenstates $|+\rangle$ and $|-\rangle$ of σ_x^3 between the factors $\exp(-\epsilon\beta H_i)$ we obtain a classical system with Ising like variables $S(x, t) = \pm 1$ at each site of the 2d lattice. To see the structure of the corresponding contribution it is sufficient to consider a single interaction term in (36), $h = J \left(\vec{S}_a \vec{S}_b - \frac{1}{4} \right)$ where the term $1/4$ is subtracted for convenience. Since $\vec{S}_a \vec{S}_b - \frac{1}{4} = \frac{1}{2}(\vec{S}_a + \vec{S}_b)^2 - 1$, the eigenvalues of h are $-J$ for the singlet state and 0 for the triplet state of the total angular momentum $\vec{S}_a + \vec{S}_b$. This gives the following transition

amplitudes⁸ for the operator $A = \exp(-\epsilon\beta h)$:

$$\begin{aligned} \langle ++ | A | ++ \rangle &= \langle -- | A | -- \rangle \equiv w_1 = 1 , \\ \langle +- | A | +- \rangle &= \langle -+ | A | -+ \rangle \equiv w_2 = \frac{1}{2} (e^{\epsilon\beta J} + 1) , \\ \langle +- | A | -+ \rangle &= \langle -+ | A | +- \rangle \equiv w_3 = \frac{1}{2} (e^{\epsilon\beta J} - 1) . \end{aligned} \quad (38)$$

All other matrix elements are zero:

$$\langle ++ | A | +- \rangle \equiv w_4 = 0 , \dots \quad (39)$$

The separation $H = H_1 + H_2$ leads to a checker-board type interaction of the corresponding classical spin system – only the four spin on the corners of ‘black’ squares interact, producing the corresponding factor w_i in the Boltzmann factor. The partition function is given by

$$Z = \sum_{\{S\}} w_1^{n_1(S)} w_2^{n_2(S)} w_3^{n_3(S)} w_4^{n_4(S)} \dots \quad (40)$$

where $n_i(S)$ is the number of ‘black’ plaquettes of type i . Clearly, only those configurations contribute for which $n_4(S) = n_5(S) = \dots = 0$, i.e. the configurations should satisfy the corresponding constraints. This requirement causes a serious problem for a local updating procedure since most steps are forbidden. In the loop cluster approach this problem is avoided – one builds closed loops of bonds on the configuration, and flips all spins along a loop. The new configuration automatically satisfies the constraints, and the bond probabilities are chosen to satisfy detailed balance.

The first step is to connect the sites of a ‘black’ square by bonds with some probabilities depending on the type of the configuration. The prescription is given in Table 2 (where the time axis is the vertical one):

It is easy to see that on a finite periodic lattice these bonds form a set of closed loops. Flipping all spins along a closed loop leads to a new admissible configuration (i.e. no forbidden ‘black’ plaquettes of type $i = 4, 5, \dots$ appear). By flipping the spins on one of the bonds of a plaquette, the transition probabilities are $p(1 \rightarrow 2) = 1$, $p(2 \rightarrow 1) = 1/w_2 = w_1/w_2$, $p(2 \rightarrow 3) = w_3/w_2$, $p(3 \rightarrow 2) = 1$. These probabilities satisfy the relations

$$w_1 p(1 \rightarrow 2) = w_2 p(2 \rightarrow 1) , \quad w_2 p(2 \rightarrow 3) = w_3 p(3 \rightarrow 2) , \quad (41)$$

and consequently the condition of detailed balance for the equilibrium distribution corresponding to (40). This technique made it possible to determine the

⁸A direct calculation leads to a negative number, $-w_3$ for the third amplitude. Redefining the sign of the eigenvector $|-\rangle$ at every odd site makes this amplitude positive without affecting the others.

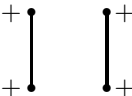
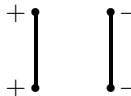

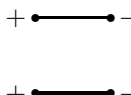
type	bonds	prob.	type	bonds	prob.
1		1	2		$p = 1/w_2$
3		1	2		$p' = w_3/w_2$

Table 2: Bond probabilities for different spin configurations on a plaquette. Note that $p + p' = 1$ for configurations of type 2.

low energy effective parameters (as the spin wave velocity and spin stiffness) of the anti-ferromagnetic quantum Heisenberg model to a high precision [28].

In (37) one has to take the $\epsilon \rightarrow 0$ ($N \rightarrow \infty$) continuum limit in the time direction. Notice that the only non-deterministic choice is for plaquette of type 2 where the possibility to put the link horizontally (along the spatial direction) is

$$p' = \frac{w_3}{w_2} = \frac{e^{\epsilon\beta J} - 1}{e^{\epsilon\beta J} + 1} = \frac{1}{2}\beta J\epsilon + O(\epsilon^2) . \quad (42)$$

One can take now a continuum time and reformulate the prescription into a continuum language: to turn a path from vertical into horizontal direction in time interval dt equals to $\frac{1}{2}\beta J dt$. Modifying the loop cluster algorithm this way Beard and Wiese [29] have shown that this observation allows to design a loop cluster algorithm free from discretization error.

There are still many promising application of the cluster algorithm to quantum systems but it is beyond our scope to discuss them here. I would like to mention only a recent suggestion by Galli [30] to overcome the ‘sign problem’.

4 Conclusion

Cluster algorithms work excellently for classical and quantum spin systems. The way of choosing the collective modes to be updated depends on the action and the actual configuration, and adjusts itself optimally. The Boltzmann weight

(in the optimal case) is completely absorbed in the bond probabilities, hence the clusters can be updated independently. This leads to an effective update of large scale collective modes, to a strong reduction or even elimination of the critical slowing down, and to a possibility to introduce improved estimators with reduced variance.

References

- [1] N. Madras, A. D. Sokal, *J. Stat. Phys.* **50** (1988) 109
- [2] S. L. Adler, *Phys. Rev.* **D23** (1981) 2901, *Phys. Rev. Lett.* **66** (1991) 1807
- [3] R. G. Edwards, S. J. Ferreira, J. Goodman and A. D. Sokal, *Nucl. Phys.* **B380** (1992) 621
- [4] R. H. Swendsen and J. S. Wang, *Phys. Rev. Lett.* **58** (1987) 86
- [5] P. W. Kasteleyn and C. M. Fortuin, *J. Phys. Soc. Jpn. Suppl.* **26s** (1969) 11, C. M. Fortuin and P. W. Kasteleyn, *Physica (Utrecht)* **57** (1972) 536
- [6] F. Niedermayer, *Phys. Rev. Lett.* **61** (1988) 2026
- [7] W. Krauth, lecture given on this school
- [8] U. Wolff, *Phys. Rev. Lett.* **62** (1989) 361
- [9] U. Wolff, *Nucl. Phys. B (proc. Suppl.)* **17** (1990) 93
- [10] U. Wolff, *Nucl. Phys.* **B322** (1989) 759
- [11] U. Wolff, *Phys. Lett.* **B222** (1989) 473
- [12] R. G. Edwards and A. D. Sokal, *Phys. Rev.* **D40** (1989) 1374
- [13] K. Symanzik, *in* Recent developments in gauge theories, Cargese, ed. G. 't Hooft et al. (Plenum, New York, 1980)
- [14] P. Hasenfratz and F. Niedermayer, *Nucl. Phys.* **B337** (1990) 233
- [15] I. Dimitrovic, P. Hasenfratz, J. Nager and F. Niedermayer, *Nucl. Phys.* **B350** (1991) 893
- [16] P. Hasenfratz and F. Niedermayer, *Nucl. Phys.* **B414** (1994) 785
- [17] F. Niedermayer, *Physics Letters* **B237** (1990) 473
- [18] W. Janke, *Phys. Lett.* **A148** (1990) 306

- [19] C. Holm and W. Janke, Nucl.Phys. B (Proc.Suppl.) **30** (1993) 846
- [20] M. Creutz, Phys. Rev. Lett. **69** (1992) 1002
- [21] W. Janke and S. Kappler, Phys. Rev. Lett. **74** (1995) 212
- [22] M. Hasenbusch, J. Phys. I **3** (1993) 753
- [23] W. Kerler, Phys. Rev. **D48** (1993) 902
- [24] A. Hasenfratz, P. Hasenfratz and F. Niedermayer, Nucl. Phys. **B329** (1990) 739
- [25] A. D. Sokal, Nucl. Phys. B (Proc. Suppl.) **20** (1991) 55
- [26] J. G. Bednorz and K. A. Müller, Z. Phys. **B64** (1986) 189
- [27] H. G. Evertz, G. Lana and M. Marcu, Phys. Rev. Lett. **70** (1993) 875
- [28] U.-J. Wiese and H.-P. Ying, Z. Phys. **B93** (1994) 147
- [29] B. B. Beard and U.-J. Wiese, cond-mat/9602164
- [30] A. Galli, hep-lat/9605007, 9605026