

Chiral Perturbation Theory and Weak Matrix Elements

Stephen R. Sharpe^{a,*}

^aPhysics Department, University of Washington, Seattle, WA 98195, USA

I describe recent developments in quenched chiral perturbation theory (QChPT) and the status of weak matrix elements involving light quarks. I illustrate how, with improved statistical errors, and with calculations of the masses of baryons containing non-degenerate quarks, there is now a clear need for extrapolations of higher order than linear in the quark mass. I describe how QChPT makes predictions for the functional forms to use in such extrapolations, and emphasize the distinction between contributions coming from chiral loops which are similar to those present in unquenched theories, and those from η' loops which are pure quenched artifacts. I describe a fit to the baryon masses using the predictions of QChPT. I give a status report on the numerical evidence for η' loops, concluding that they are likely present, and are characterized by a coupling $\delta = 0.1 - 0.2$. I use the difference between chiral loops in QCD and quenched QCD to estimate the quenching errors in a variety of quantities. I then turn to results for matrix elements, largely from quenched simulations. Results for quenched decay constants cannot yet be reliably extrapolated to the continuum limit. By contrast, new results for B_K suggest a continuum, *quenched* value of $B_K(\text{NDR}, 2 \text{ GeV}) = 0.5977 \pm 0.0064 \pm 0.0166$, based on a quadratic extrapolation in a . The theoretical basis for using a quadratic extrapolation has been confirmed. For the first time there is significant evidence that unquenching changes B_K , and my estimate for the value in QCD is $B_K(\text{NDR}, 2 \text{ GeV}) = 0.66 \pm 0.02 \pm 0.11$. Here the second error is a conservative estimate of the systematic error due to uncertainties in the effect of quenching. A less conservative viewpoint reduces 0.11 to 0.03. Non-perturbative renormalization has been successfully applied to four-fermion operators, and has been used to calculate B_K with Wilson fermions. The results are consistent with those for staggered fermions. Results for other matrix elements are mentioned briefly.

1. INTRODUCTION

This talk reviews the status of two distinct though related subjects: our understanding of chiral extrapolations, and results for weak matrix elements involving light (i.e. u , d and s) quarks. The major connection between these subjects is that understanding chiral extrapolations allows us to reduce, or at least estimate, the errors in matrix elements. Indeed, in a number of matrix elements, the dominant errors are those due to chiral extrapolation and to the use of the quenched approximation. I will argue that an understanding of chiral extrapolations gives us a handle on both of these errors.

While understanding errors in detail is a sign of a maturing field, we are ultimately interested in the results for the matrix elements themselves.

The phenomenological implications of these results were emphasized in previous reviews [5,6]. Here I only note that it is important to calculate matrix elements for which we know the answer, e.g. f_π/M_ρ and f_K/f_π , in order to convince ourselves, and others, that our predictions for unknown matrix elements are reliable. The reliability of a result for f_D , for example, will be gauged in part by how well we can calculate f_π . And it would be a real coup if we were able to show in detail that QCD indeed explains the $\Delta I = 1/2$ rule in $K \rightarrow \pi\pi$ decays.

But to me the most interesting part of the enterprise is the possibility of using the lattice results to calculate quantities which allow us to test the Standard Model. In this category, the light-quark matrix element with which we have had the most success is B_K . The lattice result is already used by phenomenological analyses which attempt to determine the CP violation in the CKM matrix from the experimental

*Plenary talk at LATTICE 96. An abridged version will appear in the proceedings. Preprint UW/PT-96-16. Email: sharpe@phys.washington.edu

number for ϵ . I describe below the latest twists in the saga of the lattice result for B_K . What we would like to do is extend this success to the raft of B -parameters which are needed to predict ϵ'/ϵ . There has been some progress this year on the contributions from electromagnetic penguins, but we have made no headway towards calculating strong penguins. I note parenthetically that another input into the prediction of ϵ'/ϵ is the strange quark mass. The recent work of Gupta and Bhattacharya [7] and the Fermilab group [8] suggest a value of m_s considerably smaller than the accepted phenomenological estimates, which will substantially increase the prediction for ϵ'/ϵ .

Much of the preceding could have been written in 1989, when I gave the review talk on weak matrix elements [9]. How has the field progressed since then? I see considerable advances in two areas. First, the entire field of weak matrix elements involving heavy-light hadrons has blossomed. 1989 was early days in our calculation of the simplest such matrix elements, f_D and f_B . In 1996 a plethora of quantities are being calculated, and the subject deserves its own plenary talk [10]. Second, while the subject of my talks then and now is similar, there has been enormous progress in understanding and reducing systematic errors. Thus, whereas in 1989 I noted the possibility of using chiral loops to estimate quenching errors, we now have a technology (quenched chiral perturbation theory—QChPT) which allows us to make these estimates. We have learned that the quenched approximation (QQCD) is most probably singular in the chiral limit, and there is a growing body of numerical evidence showing this, although the case is not closed. The reduction in statistical errors has allowed us to go beyond simple linear extrapolations in light quark masses, and thus begin to test the predictions of QChPT. The increase in computer power has allowed us to study systematically the dependence of matrix elements on the lattice spacing, a . We have learned how to get more reliable estimates using lattice perturbation theory [11]. And, finally, we have begun to use non-perturbative matching of lattice and continuum operators, as discussed here by Rossi [12].

The body of this talk is divided into two parts.

In the first, Secs. 2-5, I focus on chiral extrapolations: why we need them, how we calculate their expected form, the evidence for chiral loops, and how we can use them to estimate quenching errors. In the second part, Secs. 6-9, I give an update on results for weak matrix elements. I discuss f_π/M_ρ , f_K/f_π , B_K and a few related B -parameters. Results for structure functions have been reviewed here by Gökeler [13]. There has been little progress on semi-leptonic form factors, nor on flavor singlet matrix elements and scattering lengths, since last years talks by Simone [14] and Okawa [15].

2. WHY DO WE NEED QChPT?

Until recently linear chiral extrapolations (i.e. $\alpha + \beta m_q$) have sufficed for most quantities. This is no longer true. This change has come about for two reasons. First, smaller statistical errors (and to some extent the use of a larger range of quark masses) have exposed the inadequacies of linear fits, as already stressed here by Gottlieb [16]. An example, taken from Ref. [17] is shown in Fig. 1. The range of quark masses is $m_s/3 - 2m_s$, typical of that in present calculations. While M_Δ is adequately fit by a straight line, there is definite, though small, curvature in M_N . The curves are the result of a fit using QChPT [18], to which I return below.

The second demonstration of the failure of linear extrapolations has come from studying the octet baryon mass splittings [17]. The new feature here is the consideration of baryons composed of non-degenerate quarks. I show the results for $(M_\Sigma - M_\Lambda)/(m_s - m_u)$ (with $m_u = m_d$) in Fig. 2. If baryon masses were linear functions of m_s and m_u then the data would lie on a horizontal line. Instead the results vary by a factor of four. This is a glaring deviation from linear behavior, in contrast to the subtle effect shown in Fig. 1.

Once there is evidence of non-linearity, we need to know the appropriate functional form with which to extrapolate to the chiral limit. This is where (Q)ChPT comes in. In the second exam-

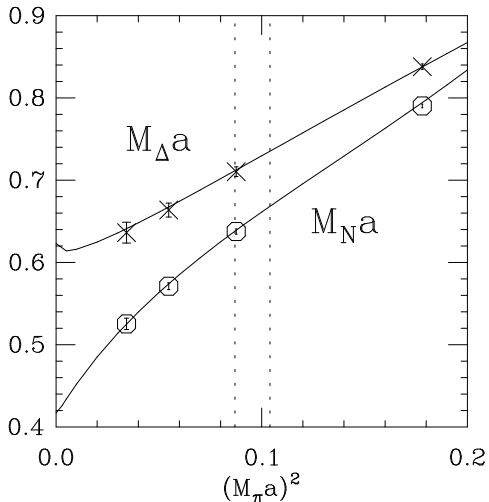


Figure 1. M_N and M_Δ versus M_π^2 , with quenched Wilson fermions, at $\beta = 6$, on $32^3 \times 64$ lattices. The vertical band is the range of estimates for m_s .

ple, the prediction is [19,18]

$$\begin{aligned} \frac{M_\Sigma - M_\Lambda}{m_s - m_u} \approx & \\ & -\frac{8D}{3} + d_1 \frac{M_K^3 - M_\pi^3}{m_s - m_u} + d'_1 \frac{M_{ss}^3 - M_\pi^3}{m_s - m_u} \\ & + e_1(m_u + m_d + m_s) + e'_1(m_u + m_s), \quad (1) \end{aligned}$$

where M_{ss} is the mass of the quenched $\bar{s}s$ meson.² QChPT also implies that $|d'_1| < |d_1|$, which is why in Fig. 2 I have plotted the data versus $(M_K^3 - M_\pi^3)/(m_s - m_u)$. The good news is that the points do lie approximately on a single curve—which would not be true for a poor choice of y-axis. The bad news is that the fit to the d_1 term and a constant is not that good.

This example illustrates the benefits which can accrue if one knows the chiral expansion of the quantity under study. First, the data collapses onto a single curve, allowing an extrapolation to the physical quark masses. And, second, the theoretical input reduces the length of the extrapolation. In Fig. 2, for example, to reach the physical point requires an extrapolation by less than a fac-

²I have omitted terms which, though more singular in the chiral limit, are expected to be numerically small for the range of m_q under study.

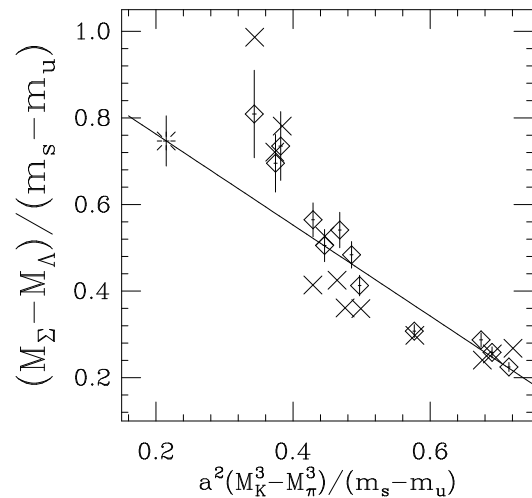


Figure 2. Results for $(M_\Sigma - M_\Lambda)/(m_s - m_u)$ (diamonds). The “burst” is the physical result using the linear fit shown. Crosses are from a global chiral fit.

tor of 2. This is much smaller than the ratio of the lightest quark mass to the physical value of $(m_u + m_d)/2$ —a factor of roughly 8.

In fact, in the present example, the data are not yet accurate enough to distinguish between the d and e terms in Eq. 1. A global fit of the QChPT prediction to this and other mass differences (the results of which are shown in the Figure) implies that both types of term are present [18].

3. CHIRAL PERTURBATION THEORY

This brings me to a summary of QChPT. In QCD, chiral perturbation theory predicts the form of the chiral expansion for quantities involving one or more light quarks. The expansion involves terms analytic in m_q and the external momenta, and non-analytic terms due to pion loops.³ The analytic terms are restricted in form, though not in magnitude, by chiral symmetry, while the non-analytic terms are completely predicted given the analytic terms.

The same type of expansions can be developed in quenched QCD using QChPT. The method was worked out in Refs. [20–23], with the the-

³“Pion” here refers to any of the pseudo-Goldstone bosons.

oretically best motivated formulation being that of Bernard and Golterman [22]. Their method gives a precise meaning to the quark-flow diagrams which I use below. They have extended it also to partially quenched theories (those having both valence and sea quarks but with different masses) [24]. Results are available for pion properties and the condensate [22], B_K and related matrix elements [23], f_B , B_B and the Isgur-Wise function [25,26], baryon masses [18,19], and scattering lengths [27]. I will not describe technical details, but rather focus on the aims and major conclusions of the approach. For a more technical review see Ref. [28].

As I see it, the major aims of QChPT are these.

- To predict the form of the chiral expansion, which can then be used to fit and extrapolate the data. This was the approach taken above for the baryon masses.
- To estimate the size of the quenching error by comparing the contribution of the pion loops in QCD and QQCD, using the coefficients of the chiral fits in QCD (from phenomenology) and in QQCD (from a fit to the lattice data). I return to such estimates in Sec. 5.

I begin by describing the form of the chiral expansions, and in particular how they are affected by quenching. The largest changes are to the non-analytic terms, i.e. those due to pion loops. There are two distinct effects.

(1) Quenching removes loops which, at the underlying quark level, require an internal loop. This is illustrated for baryon masses in Fig. 3. Diagrams of types (a) and (b) contribute in QCD, but only type (b) occurs in QQCD. These loops give rise to M_π^3 terms in the chiral expansions. Thus for baryon masses, quenching only changes the coefficient of these terms. In other quantities, e.g. f_π , they are removed entirely.

(2) Quenching introduces artifacts due to η' loops—as in Fig. 3(c). These are chiral loops because the η' remains light in QQCD. Their strength is determined by the size of the “hair-pin” vertex, and is parameterized by δ and α_Φ (defined in Sec. 4 below).

The first effect of quenching is of greater practical importance, and dominates most estimates of quenching errors. It does not change the form

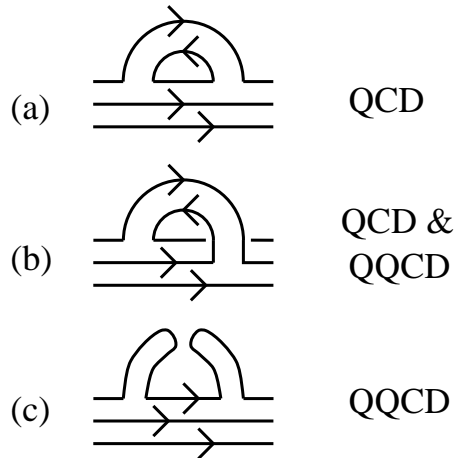


Figure 3. Quark flow diagrams for M_{bary} .

of the chiral expansion, only the size of the terms.

The second effect leads to new terms in the chiral expansion, some of which are singular in the chiral limit. If these terms are large, then one can be sure that quenching errors are large. One wants to work at large enough quark mass so that these new terms are numerically small. In practice this means keeping m_q above about $m_s/4 - m_s/3$.

I illustrate these general comments using the results of Labrenz and I for baryon masses [19]. The form of the chiral expansion in QCD is⁴

$$M_{\text{bary}} = M_0 + c_2 M_\pi^2 + c_3 M_\pi^3 + c_4 M_\pi^4 + \dots \quad (2)$$

with c_3 predicted in terms of $g_{\pi NN}$ and f_π . In QQCD

$$M_{\text{bary}}^Q = M_0^Q + c_2^Q M_\pi^2 + c_3^Q M_\pi^3 + c_4^Q M_\pi^4 + \delta \left(c_1^Q M_\pi + c_2^Q M_\pi^2 \log M_\pi \right) + \alpha_\Phi \tilde{c}_3^Q M_\pi^3 + \dots \quad (3)$$

The first line has the same form as in QCD, although the constants multiplying the analytic terms in the two theories are unrelated. c_3^Q is predicted to be non-vanishing, though different from c_3 . The second line is the contribution of η'

⁴There are also $M_\pi^4 \log M_\pi$ terms in both QCD and QQCD, the coefficients of which have not yet been calculated in QQCD. For the limited range of quark masses used in simulations, I expect that these terms can be adequately represented by the M_π^4 terms, whose coefficients are unknown parameters.

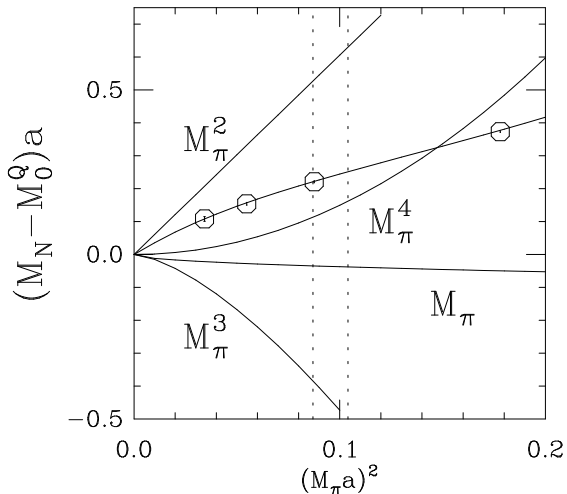


Figure 4. Contributions to $M_N - M_0^Q$ in the global chiral fit. All quantities in lattice units. Vertical lines indicate range of estimates of m_s .

loops and is a quenched artifact. Note that it is the dominant correction in the chiral limit.

In order to test QChPT in more detail, I have attempted to fit the expressions outlined above to the octet and decuplet baryon masses from Ref. [17]. There are 48 masses, to be fit in terms of 19 underlying parameters: the octet and decuplet masses in the chiral limit, 3 constants of the form c_2^Q , 6 of the form c_4^Q , 6 pion-nucleon couplings, δ and α_Φ . I have found a reasonable description of the data with $\delta \approx 0.1$, but the errors are too large to pin down the values of all the constants [18]. Examples of the fit are shown in Figs. 1 and 2.

Although this is a first, rather crude, attempt at such a fit, several important lessons emerge.

(1) For present quark masses, one needs several terms in the chiral expansion to fit the data. This in turn requires that one have high statistics results for a number of light quark masses.

(2) One must check that the “fit” is not resulting from large cancellations between different orders. The situation for my fit is illustrated by Fig. 4, where I show the different contributions to M_N . Note that the relative size of the terms is not determined by M_N , but rather by the fit as a whole. The most important point is that the M_π^4 terms are considerably smaller than those of $O(M_\pi^2)$ up

to at least $m_q = m_s$. The M_π^3 terms are part of a different series and need not be smaller than those of $O(M_\pi^2)$. Similarly the M_π terms are the leading quenched artifact, and should not be compared to the other terms. Thus the convergence is acceptable for $m_q < m_s$, though it is dubious for the highest mass point.

(3) The artifacts (in particular the δM_π terms) can lead to unusual behavior at small M_π , as illustrated in the fit to M_Δ (Fig. 1).

(4) Since the “ δ -terms” are artifacts of quenching, and their relative contribution increases as $M_\pi \rightarrow 0$, it makes more sense phenomenologically to *extrapolate without including them*. In other words, a better estimate of the unquenched value for M_Δ in the chiral limit can probably be obtained simply using a linear extrapolation in M_π^2 . This is, however, a complicated issue which needs more thought.

(5) The output of the fit includes pion-nucleon couplings whose values should be compared to more direct determinations.

(6) Finally, the fact that a fit can be found at all gives me confidence to stick my neck out and proceed with the estimates of quenching errors in baryon masses. It should be noted, however, that a fit involving only analytic terms, including up to M_π^6 , can probably not be ruled out.

What of quantities other than baryon masses? In Sec. 7.3 I discuss fits to B_K , another quantity in which chiral loops survive quenching. The data is consistent with the non-analytic term predicted by QChPT. Good data also exists for M_ρ . It shows curvature, but is consistent with either cubic or quartic terms[29]. What do we expect from QChPT? In QCD the chiral expansion for M_ρ has the same form as for baryon masses [30]. The QChPT theory calculation has not been done, but it is simple to see that form will be as for baryons, Eq. 3, *except that* $c_3^Q = 0$. Thus an M_π^3 term is entirely a quenched artifact—and a potential window on α_Φ .

What of quantities involving pions, for which there is very good data? For the most part, quenching simply removes the non-analytic terms of QCD and replaces them with artifacts proportional to δ . The search for these is the subject of the next section.

Table 1

Results from the quenched η' two point function. W and S denote Wilson and staggered fermions.

Ref.	Yr.	δ	α_Φ	β W/S
JLQCD[34]	94	0.14(01)	0.7	5.7 W
OSU[35]	95	0.27(10)	0.6	6.0 S
Rome[36]	96	≈ 0.15		5.7 W
OSU[37]	96	0.19(05)	0.6	6.0 S
FNAL[38]	96	< 0.02	> 0	5.7 W

4. EVIDENCE FOR η' LOOPS

The credibility of QChPT rests in part on the observation of the singularities predicted in the chiral limit. If such quenched artifacts are present, then we need to study them if only to know at what quark masses to work in order to avoid them! What follows in this section is an update of the 1994 review of Gupta [33].

The most direct way of measuring δ is from the η' correlator. If the quarks are degenerate, then the part of the quenched chiral Lagrangian bilinear in the η' is [22,23]

$$2\mathcal{L}_{\eta'} = \partial_\mu \eta' \partial^\mu \eta' - M_\pi^2 \eta'^2 + (N_f/3) (\alpha_\Phi \partial_\mu \eta' \partial^\mu \eta' - m_0^2 \eta'^2). \quad (4)$$

δ is defined by $\delta = m_0^2/(48\pi^2 f_\pi^2)$. In QQCD the terms in the second line must be treated as vertices, and cannot be iterated. They contribute to the disconnected part of the η' correlator, whereas the first line determines the connected part. Thus the η' is degenerate with the pion, but has additional vertices. To study this, various groups have looked at the ratio of the disconnected to connected parts, at $\vec{p} = 0$, whose predicted form at long times is

$$R(t) = t(N_f/3)(m_0^2 - \alpha_\Phi M_\pi^2)/(2M_\pi). \quad (6)$$

I collect the results in Table 1, converting m_0^2 into δ using a determined from m_ρ .

All groups except Ref. [38] report a non-zero value for δ in the range 0.1 – 0.3. What they actually measure, as illustrated in Fig. 5, is the combination $m_0^2 - \alpha_\Phi M_\pi^2$, which they then extrapolate to $M_\pi = 0$. I have extracted the results for α_Φ from such plots. As the figure shows, there is a considerable cancellation between the m_0 and

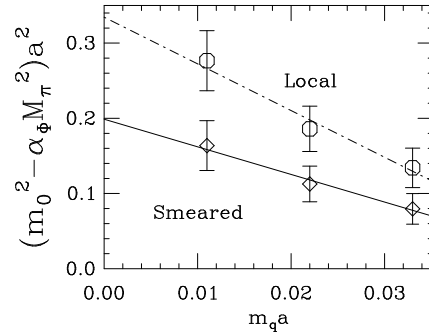


Figure 5. $a^2(m_0^2 - \alpha_\Phi M_\pi^2)$ from the OSU group.

α_Φ terms at the largest quark masses, which correspond to $M_\pi \approx 0.8$ GeV. This may explain why Ref. [38] does not see a signal for δ .

Clearly, further work is needed to sort out the differences between the various groups. As emphasized by Thacker [38], this is mainly an issue of understanding systematic errors. In particular, contamination from excited states leads to an apparent linear rise of $R(t)$, and thus to an overestimate of m_0^2 . Indeed, the difference between the OSU results last year and this is the use of smeared sources to reduce such contamination. This leads to a smaller δ , as shown in Fig. 5. Ref. [38] also find that δ decreases as the volume is increased.

I want to mention also that the η' correlator has also been studied in partially quenched theories, with $N_f = -6, -4, -2$, [36] and $N_f = 2, 4$ [37]. The former work is part of the “bermion” program which aims to extrapolate from negative to positive N_f . For any non-zero N_f the analysis is different than in the quenched theory, because the hairpin vertices do iterate, and lead to a shift in the η' mass. Indeed $m_{\eta'}$ is reduced (increased) for $N_f < 0$ (> 0), and both changes are observed! This gives me more confidence in the results of these groups at $N_f = 0$. The bottom line appears to be that there is relatively little dependence of m_0^2 on N_f .

Other ways of obtaining δ rely on loop effects, such as that in Fig. 3(c). For quenched pion masses η' loops lead to terms which are singular

in the chiral limit [22]⁵

$$\frac{M_{12}^2}{m_1 + m_2} = \mu^Q \left[1 - \delta \left\{ \log \frac{\widetilde{M}_{11}^2}{\Lambda^2} + \frac{\widetilde{M}_{22}^2}{\widetilde{M}_{22}^2 - \widetilde{M}_{11}^2} \log \frac{\widetilde{M}_{22}^2}{\widetilde{M}_{11}^2} \right\} + c_2(m_1 + m_2) \right] \quad (7)$$

Here M_{ij} is the mass of pion composed of a quark of mass m_i and antiquark of mass m_j , Λ is an unknown scale, and c_2 an unknown constant. The tilde is relevant only to staggered fermions, and indicates that it is the mass of the flavor singlet pion, and not of the lattice pseudo-Goldstone pion, which appears. This is important because, at finite lattice spacing, \widetilde{M}_{ii} does not vanish in the chiral limit, so there is no true singularity.

In his 1994 review, Gupta fit the world's data for staggered fermions at $\beta = 6$ having $m_1 = m_2$. I have updated his plot, including new JLQCD data [39], in Fig. 6. To set the scale, note that $m_s a \approx 0.024$. The dashed line is Gupta's fit to Eq. 7, giving $\delta = 0.085$, while the solid line includes also an m_q^2 term, and gives $\delta = 0.13$. These non-zero values were driven by the results from Kim and Sinclair (KS), who use quark masses as low as $0.1m_s$ [40], but they are now supported by the JLQCD results.

Last year, Mawhinney proposed an alternative explanation for the increase visible at small m_q [41], namely an offset in the intercept of M_π^2

$$M_{12}^2 = c_0 + \mu^Q(m_1 + m_2) + \dots \quad (8)$$

In his model, c_0 is proportional to the minimum eigenvalue of the Dirac operator, and thus falls as $1/V$. This model explains the detailed structure of his results for M_π^2 and $\langle \bar{\psi}\psi \rangle$ at $\beta = 5.7$. It also describes the data of KS, *except for volume dependence of c_0* . As the Fig. 6 shows, the results of KS from 24^3 and 32^3 lattices are consistent, whereas in Mawhinney's model the rise at small m_q should be reduced in amplitude by 0.4 on the larger lattice.

The fit in Fig. 6 is for pions composed of degenerate quarks. One can further test QChPT by

⁵The α_Φ vertex leads to terms proportional to $M_\pi^2 \log M_\pi$ which are not singular in the chiral limit, and can be represented approximately by analytic terms.

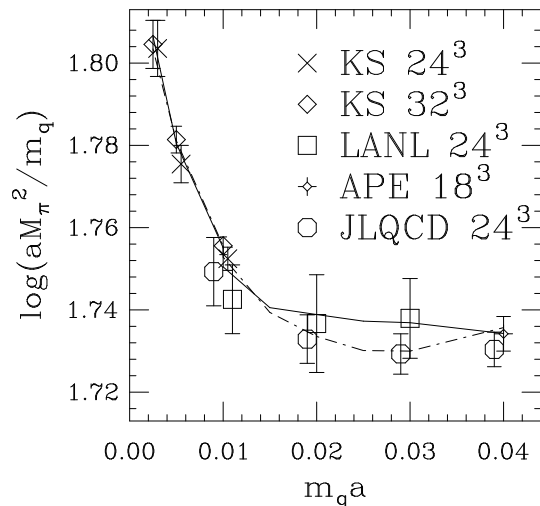


Figure 6. Chiral fit to $\log(M_\pi^2/m_q)$ at $\beta = 6$. Some points have been offset for clarity.

noting that Eq. 7 is not simply a function of the average quark mass—there is a predicted dependence on $m_1 - m_2$. In Mawhinney's model, this dependence would presumably enter only through a $(m_1 - m_2)^2$ term, and thus would be a weaker effect. JLQCD have extensive data from the range $\beta = 5.7 - 6.4$, with both $m_1 = m_2$ and $m_1 \neq m_2$. They have fit to Eq. 7, and thus obtained δ as a function of β . They find reasonable fits, with $\delta \approx 0.06$ for most β . I have several comments on their fits. First, they have used M_{ii} rather than \widetilde{M}_{ii} , which leads to an underestimate of δ , particularly at the smaller values of β . Second, their results for the constants, particularly c_2 , vary rapidly with β . One would expect that all dimensionless parameters in the fit (which are no less physical than, say, f_π/M_ρ) should vary smoothly and slowly with β . This suggests to me that terms of $O(m_q^2)$ may be needed. Finally, it would be interesting to attempt a fit to the JLQCD data along the lines suggested by Mawhinney, but including a $(m_1 - m_2)^2$ term.

Clearly more work is needed to establish convincingly that there are chiral singularities in M_π . One should keep in mind that the effects are small, $\sim 5\%$ at the lightest m_q , so it is impressive that we can study them at all. Let me mention also some other complications.

(1) It will be hard to see the “singularities” with staggered fermions for $\beta < 6$. This is because $\widehat{M}_{ii} - M_{ii}$ grows like a^2 (at fixed physical quark mass). Indeed, by $\beta = 5.7$ the flavor singlet pion has a mass comparable to M_ρ ! Thus the η' is no longer light, and its loop effects will be suppressed. In fact, the rise in M_π^2/m_q as $m_q \rightarrow 0$ for $\beta = 5.7$ is very gradual[16], and could be due to the c_2 term.

(2) It will be hard to see the singularities using Wilson fermions. This is because we do not know, *a priori*, where m_q vanishes, and, as shown by Mawhinney, it is hard to distinguish the log divergence of QChPT from an offset in m_q .

(3) A related log divergence is predicted for $\langle \bar{\psi}\psi \rangle$, which has not been seen so far [40,41]. It is not clear to me that this is a problem for QChPT, however, because it is difficult to extract the non-perturbative part of $\langle \bar{\psi}\psi \rangle$ from the quadratically divergent perturbative background.

Two other quantities give evidence concerning δ . The first uses the ratio of decay constants

$$R_{BG} = f_{12}^2/(f_{11}f_{22}). \quad (9)$$

This is designed to cancel the analytic terms proportional to m_q [22], leaving a non-analytic term proportional to δ . The latest analysis finds $\delta \approx 0.14$ [42]. It is noteworthy that a good fit once again requires the inclusion of $O(m_q^2)$ terms.

The second quantity is the double difference

$$\text{ES2} = (M_\Omega - M_\Delta) - 3(M_{\Xi^*} - M_{\Sigma^*}), \quad (10)$$

which is one measure of the breaking of the equal spacing rule for decuplets. This is a good window on artifacts due to quenching because its expansion begins at $O(M_\pi^5)$ in QCD, but contains terms proportional to $\delta M_\pi^2 \log M_\pi$ in QQCD [19]. The LANL group finds that ES2 differs from zero by $2\text{-}\sigma$ [17], and I find that the data can be fit with $\delta \approx 0.1$ [18].

In my view, the preponderance of the evidence suggests a value of δ in the range $0.1 - 0.2$. All extractions are complicated by the fact that the effects proportional to δ are small with present quark masses. To avoid them, one should use quark masses above $m_s/4 - m_s/3$. This is true not only for the light quark quantities discussed above, but also for heavy-light quantities such as

Table 2

Estimates of quenching errors.

Qty.	Ref.	Error
f_π/M_ρ	[43,23]	~ 0.1
$f_K/f_\pi - 1$	[22]	0.4
f_{B_s}	[26]	0.2
f_{B_s}/f_{B_d}	[26]	0.16
B_{B_s}/B_{B_d}	[26]	-0.04
$B_K(m_d = m_s)$	[23]	0
$B_K(m_d \neq m_s)$	[44]	0.05
$M_\Xi - M_\Sigma$	[18]	0.4
$M_\Sigma - M_N$	[18]	0.3
$M_\Omega - M_\Delta$	[18]	0.3

f_B . This, too, is predicted to be singular as the light quark mass vanishes [26].

5. QUENCHING ERRORS

I close the first part of the talk by listing, in Table 2, a sampling of estimates of quenching errors, defined by

$$\text{Error}(\text{Qty}) = \frac{[\text{Qty}(\text{QCD}) - \text{Qty}(\text{QQCD})]}{\text{Qty}(\text{QCD})}. \quad (11)$$

I make the estimates by taking the numerator to be the difference between the pion loop contributions in the full and quenched chiral expansions. To obtain numerical values I set $\Lambda = m_\rho$ (Λ is the scale occurring in chiral logs), use $f = f^Q = f_K$, and assume $\delta = 0.1$ and $\alpha_\Phi = 0$. For the estimates of heavy-light quantities I set $g' = 0$, where g' is an η' - B - B coupling defined in Ref. [26]. These estimates assume that the extrapolation to the light quark mass is done linearly from $m_q \approx m_s/2$. For example, f_{B_d} in QQCD is *not* the quenched value with the physical d -quark mass (which would contain a large artifact proportional to δ), but rather the value obtained by linear extrapolation from $m_s/2$, where the δ terms are much smaller. This is an attempt to mimic what is actually done in numerical simulations.

For the first two estimates, I have used the facts that, in QCD, [43]

$$f_\pi \approx f [1 - 0.5L(M_K)], \quad (12)$$

$$f_K/f_\pi \approx 1 - 0.25L(M_K) - 0.375L(M_\eta), \quad (13)$$

(where $L(M) = (M/4\pi f)^2 \log(M^2/\Lambda^2)$, and $f_\pi = 93 \text{ MeV}$), while in QQCD [22,23]

$$f_\pi \approx f^Q, \quad (14)$$

$$\frac{f_K}{f_\pi} \approx 1 + \frac{\delta}{2} \left[\frac{M_K^2}{M_{ss}^2 - M_\pi^2} \log \frac{M_{ss}^2}{M_\pi^2} - 1 \right]. \quad (15)$$

I have not included the difference of pion loop contributions to M_ρ , since the loop has not been evaluated in QChPT, and a model calculation suggests that the difference is small [45]. Details of the remaining estimates can be found in the references.

Let me stress that these are estimates and not calculations. What they give is a sense of the effect of quenching on the contributions of “pion” clouds surrounding hadrons—these clouds are very different in QQCD and QCD! But this difference in clouds could be cancelled numerically by differences in the analytic terms in the chiral expansion. As discussed in Ref. [26], a more conservative view is thus to treat the estimates as rough upper bounds on the quenching error. Those involving ratios (e.g. f_K/f_π) are probably more reliable since some of the analytic terms do not contribute. One can also form double ratios for which the error estimates are yet more reliable (e.g. R_{BG} and ES2 from the previous section; see also Ref. [26]), but these quantities are of less phenomenological interest.

My aim in making these estimates is to obtain a sense of which quenched quantities are likely to be more reliable and which less, and to get a sense of the possible size of quenching errors. My conclusion is that the errors could be significant in a number of quantities, including those involving heavy-light mesons. One might have hoped that the ratio f_{B_s}/f_{B_d} would have small quenching errors, but the chiral loops indicate otherwise. For some other quantities, such as B_{B_s}/B_{B_d} and B_K , the quenching errors are likely to be smaller.

If these estimates work, then it will be worthwhile extending them to other matrix elements of phenomenological interest, e.g. $K \rightarrow \pi\pi$ amplitudes. Then, when numerical results in QQCD are obtained, we have at least a rough estimate of the quenching error in hand. Do the estimates work? As we will see below, those for f_π/m_ρ , f_K/f_π and B_K are consistent with the numerical

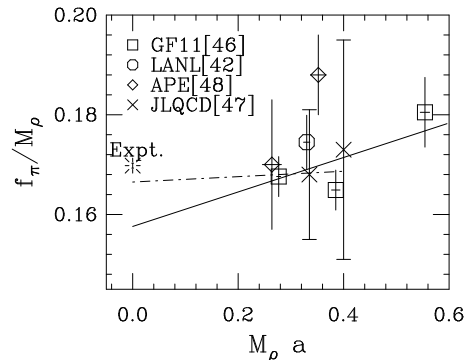


Figure 7. f_π/M_ρ with quenched Wilson fermions.

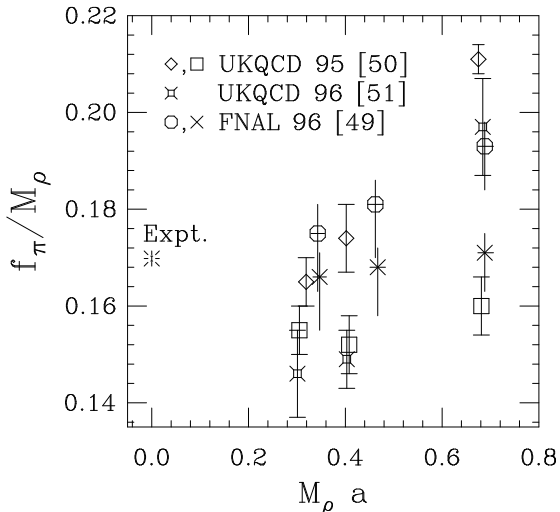
results obtained to date.

6. RESULTS FOR DECAY CONSTANTS

For the remainder of the talk I will don the hat of a reviewer, and discuss the status of results for weak matrix elements. All results will be quenched, unless otherwise noted. I begin with f_π/M_ρ , the results for which are shown in Figs. 7 (Wilson fermions) and 8 (SW fermions, with tadpole improved c_{SW}). The normalization here is $f_\pi^{\text{expt}} = 0.131 \text{ MeV}$, whereas I use 93 MeV elsewhere in this talk.

Consider the Wilson data first. One expects a linear dependence on a , and the two lines are linear extrapolations taken from Ref. [42]. The solid line is a fit to all the data, while the dashed curve excludes the point with largest a (which might lie outside the linear region). It appears that the quenched result is lower than experiment, but there is a 5 – 10% uncertainty. Improving the fermion action (Fig. 8) doesn’t help much because of uncertainties in the normalization of the axial current. For the FNAL data, the upper (lower) points correspond to using $\alpha_s(\pi/a)$ ($\alpha_s(1/a)$) in the matching factor. The two sets of UKQCD95 points correspond to different normalization schemes. Again the results appear to extrapolate to a point below experiment.

It is disappointing that we have not done better with such a basic quantity. We need to reduce both statistical errors and normalization uncertainty. The latter may require non-perturbative methods, or the use of staggered fermions (where $Z_A = 1$). Note that chiral loops estimate that

Figure 8. f_π/M_ρ with quenched SW fermions.

the quenched result will undershoot by 12%, and this appears correct in sign, and not far off in magnitude.

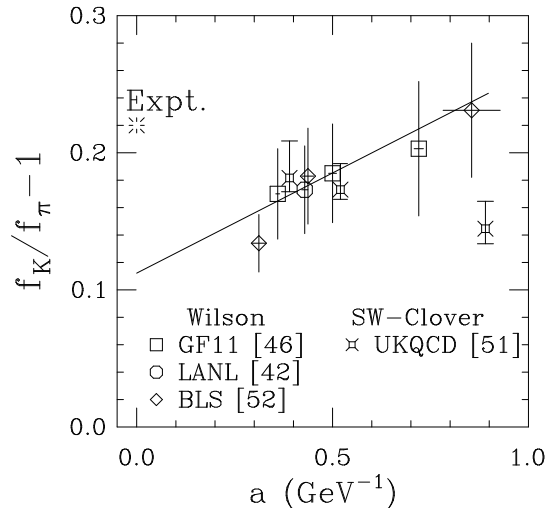
Results for $(f_K - f_\pi)/f_\pi$ are shown in Fig. 9. This ratio measures the mass dependence of decay constants. Chiral loops suggest a 40% underestimate in QQCD. The line is a fit to all the Wilson data (including the largest a 's), and indeed gives a result about half of the experimental value. The new UKQCD results, using tadpole improved SW fermions, are, by contrast, rising towards the experimental value. It will take a substantial reduction in statistical errors to sort this out.

7. STATUS OF B_K : STAGGERED

B_K is defined by

$$B_K = \frac{\langle \bar{K} | \bar{s} \gamma_\mu^L d \bar{s} \gamma_\mu^L d | K \rangle}{(8/3) \langle \bar{K} | \bar{s} \gamma_\mu^L d | 0 \rangle \langle 0 | \bar{s} \gamma_\mu^L d | K \rangle}. \quad (16)$$

It is a scale dependent quantity, and I will quote results in the NDR (naive dimensional regularization) scheme at 2 GeV. It can be calculated with very small statistical errors, and has turned out to be a fount of knowledge about systematic errors. This is true for both staggered and Wilson fermions, though for different reasons.

Figure 9. $(f_K - f_\pi)/f_\pi$ in quenched QCD.

There has been considerable progress with both types of fermions in the last year. I begin with staggered fermions, which hold the advantage for B_K as they have a remnant chiral symmetry. Back in 1989, I thought we knew what the quenched answer was, based on calculations at $\beta = 6$ on 16^3 and 24^3 lattices: $B_K = 0.70(2)$ [9,53]. I also argued that quenching errors were likely small (see Table 2). I was wrong on the former, though maybe not on the latter.

By 1993, Gupta, Kilcup and I had found that B_K had a considerable a dependence [54]. Applying Symanzik's improvement program, I argued that the discretization errors in B_K should be $O(a^2)$, and not $O(a)$. Based on this, we extrapolated our data quadratically, and quoted $B_K(NDR, 2\text{GeV}) = 0.616(20)(27)$ for the quenched result. Our data alone, however, was not good enough to distinguish linear and quadratic dependences.

Last year, JLQCD presented results from a more extensive study (using $\beta = 5.85, 5.93, 6$ and 6.2) [55]. Their data strongly favored a linear dependence on a . If correct, this would lead to a value of B_K close to 0.5. The only hope for someone convinced of an a^2 dependence was competition between a number of terms.

Faced with this contradiction between numerical data and theory, JLQCD have done further

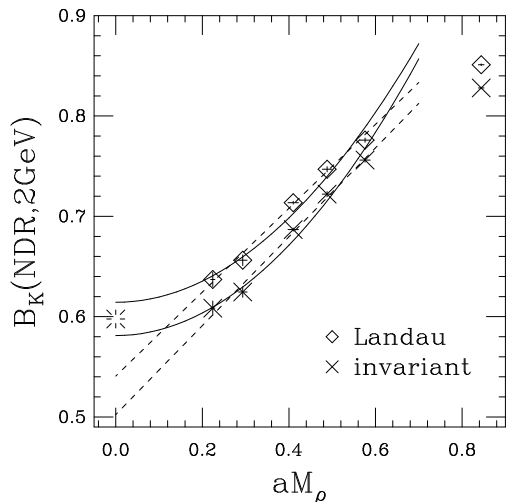


Figure 10. JLQCD results for staggered B_K .

work on both fronts [32]. They have added two additional lattice spacings, $\beta = 5.7$ and 6.4 , thus increasing the lever arm. They have also carried out finite volume studies at $\beta = 6$ and 6.4 , finding only a small effect. Their data are shown in Fig. 10. “Invariant” and “Landau” refer to two possible discretizations of the operators—the staggered fermion operators are spread out over a 2^4 hypercube, and one can either make them gauge invariant by including gauge links, or by fixing to Landau gauge and omitting the links. The solid (dashed) lines show quadratic (linear) fits to the first five points. The $\chi^2/\text{d.o.f.}$ are

Fit	Invariant	Landau
a	0.86	0.67
a^2	1.80	2.21

thus favoring the linear fit, but by a much smaller difference than last year. If one uses only the first four points then linear and quadratic fits are equally good. What has changed since last year is that the new point at $\beta = 6.4$ lies above the straight line passing through the next four points.

JLQCD have also checked the theoretical argument using a simpler method of operator enumeration [32, 56].⁶ The conclusion is that there cannot be $O(a)$ corrections to B_K , because there are no operators available with which one could remove

⁶ A similar method has also been introduced by Luo [57].

these corrections. Thus JLQCD use quadratic extrapolation and quote (for degenerate quarks)

$$B_K(\text{NDR}, 2 \text{ GeV}) = 0.5977 \pm 0.0064 \pm 0.0166, \quad (17)$$

where the first error is statistical, the second due to truncation of perturbation theory. This new result agrees with that from 1993 (indeed, the results are consistent at each β), but has much smaller errors. To give an indication of how far things have come, compare our 1993 result at $\beta = 6$ with Landau-gauge operators, $0.723(87)$ [54], to the corresponding JLQCD result $0.714(12)$.

The perturbative error in B_K arises from truncating the matching of lattice and continuum operators to one-loop order. The use of two different lattice operators allows one to estimate this error without resort to guesswork about the higher order terms in the perturbative expansion. The difference between the results from the two operators is of $O[\alpha(2 \text{ GeV})^2]$, and thus should remain finite in the continuum limit. This is what is observed in Fig. 10.

I will take Eq. 17 as the best estimate of B_K in QCD. The errors are so much smaller than those in previous staggered results and in the results with Wilson fermions discussed below, that the global average is not significantly different from the JLQCD number alone. The saga is not quite over, however, since one should confirm the a^2 dependence by running at even smaller lattice spacings. JLQCD intend to run at $\beta = 6.6$. If the present extrapolation holds up, then it shows how one must beware of keeping only a single term when extrapolating in a .

7.1. Unquenching B_K

To obtain a result for QCD proper, two steps remain: the inclusion of dynamical quarks, and the use of $m_s \neq m_d$. The OSU group has made important progress on the first step [31]. Previous studies (summarized in Ref. [6]) found that B_K was reduced slightly by sea quarks, although the effect was not statistically significant. The OSU study, by contrast, finds a statistically significant increase in B_K

$$\frac{B_K(\text{NDR}, 2 \text{ GeV}, N_f = 3)}{B_K(\text{NDR}, 2 \text{ GeV}, N_f = 0)} = 1.05 \pm 0.02. \quad (18)$$

They have improved upon previous work by reducing statistical errors, and by choosing their point at $N_f = 0$ ($\beta = 6.05$) to better match the lattice spacing at $N_f = 2$ ($\beta = 5.7$, $m_q a = 0.01$) and 4 ($\beta = 5.4$, $m_q a = 0.01$).

There are systematic errors in this result which have yet to be estimated. First, the dynamical lattices are chosen to have $m_q^{\text{sea}} = m_q^{\text{val}} = m_s^{\text{phys}}/2$, and so they are truly unquenched simulations. But m_s^{phys} is determined by extrapolating in the valence quark mass alone, and is thus a partially quenched result. This introduces an uncertainty in m_s which feeds into the estimate of the N_f dependence of B_K . Similarly, a is determined by a partially quenched extrapolation, resulting in an uncertainty in the matching factors between lattice and continuum operators.

But probably the most important error comes from the possibility of significant a dependence in the ratio in Eq. 18. The result quoted is for $a^{-1} = 2 \text{ GeV}$, at which a the discretization error in the quenched B_K is 15%. It is not inconceivable that, say, B_K in QCD has very little dependence on a , in which case the ratio would increase to ~ 1.2 in the continuum limit. Clearly it is very important to repeat the comparison at a different lattice spacing.

Despite these uncertainties, I will take the OSU result and error as the best estimate of the effect of quenching at $a = 0$. I am being less conservative than I might be because a small quenching error in B_K is consistent with the expectations of QChPT. A more conservative estimate for the ratio would be 1.05 ± 0.15 .

7.2. B_K for non-degenerate quarks

What remains is to extrapolate from $m_s = m_d \approx m_s^{\text{phys}}/2$ to $m_s = m_s^{\text{phys}}$ and $m_d = m_d^{\text{phys}}$. This appears difficult because it requires dynamical quarks with very small masses. This may not be necessary, however, if one uses ChPT to guide the extrapolation [44]. The point is that the chiral expansion in QCD is [58,23]

$$\frac{B_K}{B} = 1 - \left(3 + \frac{\epsilon^2}{3}\right) y \ln y + by + cy\epsilon^2, \quad (19)$$

where

$$\epsilon = (m_s - m_d)/(m_s + m_d), \quad y = M_K^2/(4\pi f)^2, \quad (20)$$

and B , b and c are unknown constants. At this order f can be equally well taken to be f_π or f_K . Equation 19 is an expansion in y , but is valid for all ϵ . The idea is to determine c by working at small ϵ , and then use the formula to extrapolate to $\epsilon = 1$. This ignores corrections of $O(y^2)$, and so the errors in the extrapolation are likely to be $\sim 25\%$.

Notice that m_u does not enter into Eq. 19. Thus one can get away with a simulation using only two different dynamical quark masses, e.g. setting $m_u = m_d < m_s^{\text{phys}}/2$, while holding $m_s + m_d = m_s^{\text{phys}}$. To date, no such calculation has been done. To make an estimate I use the chiral log alone, i.e. set $c = 0$, yielding

$$B_K(\text{non-degen}) = (1.04 - 1.08)B_K(\text{degen}). \quad (21)$$

The range comes from using $f = f_\pi$ and f_K , and varying the scale in the logarithm from $m_\rho - 1 \text{ GeV}$. Since the chiral log comes mainly from kaon and η loops [23], I prefer $f = f_K$, which leads to $1.04 - 1.05$ for the ratio. To be conservative I take 1.05 ± 0.05 , and assume that the generous error is large enough to include also the error in the estimate of the effect of unquenching. This leads to a final estimate of

$$B_K(\text{NDR}, 2 \text{ GeV}, \text{QCD}) = 0.66 \pm 0.02 \pm 0.03, \quad (22)$$

where the first error is that in the quenched value, the second that in the estimate of unquenching and using non-degenerate quarks. Taking the more conservative estimate of the unquenching error (15%), and adding it in quadrature with the (5%) estimate of the error in accounting for non-degenerate quarks, increases the second error in Eq. 22 to 0.11.

It is customary to quote a result for the renormalization group invariant quantity

$$\frac{\widehat{B}_K}{B_K(\mu)} = \alpha_s(\mu)^{\frac{-\gamma_0}{2\beta_0}} \left(1 + \frac{\alpha_s(\mu)}{4\pi} \left[\frac{\beta_1\gamma_0 - \beta_0\gamma_1}{2\beta_0^2} \right] \right)$$

in the notation of Ref. [65]. Using $\alpha_s(2 \text{ GeV}) = 0.3$ and $N_f = 3$, I find $\widehat{B}_K = 0.90(3)(4)$, with the last error increasing to 0.14 with the more conservative error. This differs from the result I quoted in Ref. [54], because I am here using the 2-loop formula and a continuum choice of α_s .

7.3. Chiral behavior of B_K

Since B_K can be calculated very accurately, it provides a potential testing ground for (partially) quenched ChPT. This year, for the first time, such tests have been undertaken, with results from OSU [31], JLQCD [32], and Lee and Klomfass [59]. I note only some highlights.

It turns out that, for $\epsilon = 0$, Eq. 19 is valid for all N_f [23]. This is why my estimate of the quenching error for B_K with degenerate quarks in Table 2 is zero. Thus the first test of (P)QChPT is to see whether the $-3y \ln y$ term is present. The OSU group has the most extensive data as a function of y , and indeed observe curvature of the expected sign and magnitude for $N_f = 0, 2, 4$. JLQCD also finds reasonable fits to the chiral form, as long as they allow a substantial dependence of f on lattice spacing. They also study other B parameters, with similar conclusions.

Not everything works. JLQCD finds that the volume dependence predicted by the chiral log [23] is too small to fit their data. Fitting to the expected form for $\epsilon \neq 0$ in QQCD, they find $\delta = -0.3(3)$, i.e. of the opposite sign to the other determinations discussed in Sec. 4. Lee and Klomfass have studied the ϵ dependence with $N_f = 2$ (for which there is as yet no PQChPT prediction). It will be interesting to see how things evolve. My only comment is that one may need to include $O(y^2)$ terms in the chiral fits.

8. STATUS OF B_K : WILSON

There has also been considerable progress in the last year in the calculation of B_K using Wilson and SW fermions. The challenge here is to account for the effects of the explicit chiral symmetry breaking in the fermion action. Success with B_K would give one confidence to attempt more complicated calculations.

The operator of interest,

$$\mathcal{O}_{V+A} = \bar{s}\gamma_\mu d \bar{s}\gamma_\mu d + \bar{s}\gamma_\mu \gamma_5 d \bar{s}\gamma_\mu \gamma_5 d, \quad (23)$$

can “mix” with four other dimension 6 operators

$$\mathcal{O}_{V+A}^{\text{cont}} = Z_{V+A} \left(\mathcal{O}_{V+A} + \sum_{i=1}^4 z_i \mathcal{O}_i \right) + O(a) \quad (24)$$

where the \mathcal{O} on the r.h.s. are lattice operators.

The \mathcal{O}_i are listed in Refs. [61,62]. The meaning of this equation is that, for the appropriate choices of Z_{V+A} and the z_i , the lattice and continuum operators will have the same matrix elements, up to corrections of $O(a)$. In particular, while the matrix elements of a general four fermion operator has the chiral expansion

$$\langle \bar{K} | \mathcal{O} | K \rangle = \alpha + \beta M_K^2 + \delta_1 M_K^4 + \quad (25)$$

$$p_{\bar{K}} \cdot p_K (\gamma + \delta_2 M_K^2 + \delta_3 p_{\bar{K}} \cdot p_K) + \dots, \quad (26)$$

chiral symmetry implies that $\alpha = \beta = \delta_1 = 0$ for the particular operator $\mathcal{O} = \mathcal{O}_{V+A}^{\text{cont}}$. Thus, one can test that the z_i are correct by checking that the first three terms are absent.⁷ Note that the z_i must be known quite accurately because the terms we are removing are higher order in the chiral expansion than the terms we are keeping.

Five methods have been used to determine the z_i and Z_{V+A} .

- (1) One-loop perturbation theory. This fails to give the correct chiral behavior, even when tadpole improved.
- (2) Use (1) plus enforce chiral behavior by adjusting subsets of the z_i by hand [63]. Different subsets give differing results, introducing an additional systematic error. Results for a variety of a were presented by Soni last year [6].
- (3) Use (1) and discard the α , β and γ terms, determined by doing the calculation at a variety of momenta. New results using this method come from the LANL group [64]. Since the z_i are incorrect, there is, however, an error of $O(g^4)$ in B_K .
- (4) Non-perturbative matching by imposing continuum normalization conditions on Landau-gauge quark matrix elements. This approach has been pioneered by the Rome group, and is reviewed here by Rossi [12]. The original calculation omitted one operator [60], but has now been corrected [62].
- (5) Determine the z_i non-perturbatively by imposing chiral ward identities on quark matrix elements. Determine Z_{V+A} as in (4). This method has been introduced by JLQCD [61].

The methods of choice are clearly (4) and (5), as long as they can determine the z_i accurately

⁷I have ignored chiral logarithms, which will complicate the analysis, but can probably be ignored given present errors and ranges of M_K .

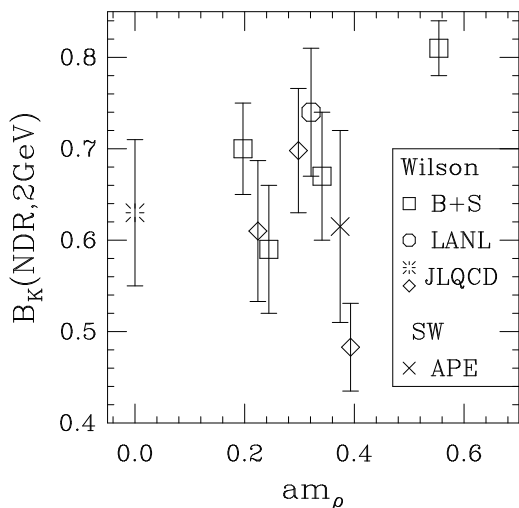


Figure 11. Quenched B_K with Wilson fermions.

enough. In fact, both methods work well: the errors in the non-perturbative results are much smaller than their difference from the one-loop perturbative values. And both methods find that the matrix element of $\mathcal{O}_{V+A}^{\text{cont}}$ has the correct chiral behavior, within statistical errors. What remains to be studied is the uncertainty introduced by the fact that there are Gribov copies in Landau gauge. Prior experience suggests that this will be a small effect.

It is not yet clear which, if either, of methods (4) and (5) is preferable for determining the z_i . As stressed in Ref. [62] the z_i are unique, up to corrections of $O(a)$. In this sense, both methods must give the same results. But they are quite different in detail, and it may be that the errors are smaller with one method or the other. It will be interesting to see a comprehensive comparison between them and also with perturbation theory.

In Fig. 11 I collect the results for B_K . All calculations use $m_s = m_d$ and the quenched approximation. The fact that most of the results agree is a significant success, given the variety of methods employed. It is hard to judge which method gives the smallest errors, because each group uses different ensembles and lattice sizes, and estimates systematic errors differently. The errors are larger than with staggered fermions mostly because of the errors in the z_i .

Extrapolating to $a = 0$ using the data in Fig. 11 would give a result with a large uncertainty. Fortunately, JLQCD has found a more accurate approach. Instead of B_K , they consider the ratio of the matrix element of $\mathcal{O}_{V+A}^{\text{cont}}$ to its vacuum saturation approximant. The latter differs from the denominator of B_K (Eq. 16) at finite lattice spacing. The advantage of this choice is that the z_i appear in both the numerator and denominator, leading to smaller statistical errors. The disadvantage is that the new ratio has the wrong chiral behavior at finite a . It turns out that there is an overall gain, and from their calculations at $\beta = 5.9, 6.1$ and 6.3 they find $B_K(\text{NDR}, 2\text{GeV}) = 0.63(8)$. This is the result shown at $a = 0$ in Fig. 11. It agrees with the staggered result, although it has much larger errors. Nevertheless, it is an important consistency check, and is close to ruling out the use of a linear extrapolation in a with staggered fermions.

9. OTHER MATRIX ELEMENTS

The LANL group [64] has quenched results (at $\beta = 6$) for the matrix elements which determine the dominant part of the electromagnetic penguin contribution to ϵ'/ϵ

$$B_7^{I=3/2} = 0.58 \pm 0.02(\text{stat}) \begin{matrix} +0.07 \\ -0.03 \end{matrix}, \quad (27)$$

$$B_8^{I=3/2} = 0.81 \pm 0.03(\text{stat}) \begin{matrix} +0.03 \\ -0.02 \end{matrix}. \quad (28)$$

These are in the NDR scheme at 2 GeV. The second error is from the truncation of perturbation matching factors. These numbers lie at or below the lower end of the range used by phenomenologists. The LANL group also finds $B_D = 0.78(1)$.

There are also new results for f_ρ and f_ϕ [42,39], for the pion polarizability [66], and for strange quark contributions to magnetic moments [67].

10. FUTURE DIRECTIONS

This year has seen the first detailed tests of the predicted chiral behavior of quenched quantities. Further work along these lines will help us make better extrapolations, and improve our understanding of quenching errors. It is also a

warm-up exercise for the use of chiral perturbation theory in unquenched theories. I have outlined one such application in Sec. 7.2. I expect the technique to be of wide utility given the difficulty in simulating light dynamical fermions.

As for matrix elements, there has been substantial progress on B_K . It appears that we finally know the quenched result, thanks largely to the efforts of JLQCD. At the same time, it is disturbing that the complicated a dependence has made it so difficult to remove the last 20% of the errors. One wonders whether similar complications lie lurking beneath the relatively large errors in other matrix elements.

The improved results for B_K with Wilson fermions show that non-perturbative normalization of operators is viable. My hope is that we can now return to an issue set aside in 1989: the calculation of $K \rightarrow \pi\pi$ amplitudes. The main stumbling block is the need to subtract lower-dimension operators. A method exists for staggered fermions, but the errors have so far swamped the signal. With Wilson fermions, one needs a non-perturbative method, and the hope is that using quark matrix elements in Landau gauge will do the job [62]. Work is underway with both types of fermion. Given the success of the Schrödinger functional method at calculating current renormalizations [68], it should be tried also for four fermion operators.

Back in 1989, I also described preliminary work on non-leptonic D decays, e.g. $D \rightarrow K\pi$. Almost no progress has been made since then, largely because we have been lacking a good model of the decay amplitude for Euclidean momenta. A recent proposal by Ciuchini *et al.* may fill this gap [69].

Enormous computational resources have been used to calculate matrix elements in (P)QQCD. To proceed to QCD at anything other than a snail's pace may well require the use of improved actions. Indeed, the large discretization errors in quenched staggered B_K already cry out for improvement. The fact that we know B_K very accurately will provide an excellent benchmark for such calculations. Working at smaller values of the cut-off, $1/a$, alleviates some problems while making others worse. Subtraction of lower di-

mension operators becomes simpler, but the evaluation of mixing with operators of the same dimension becomes more difficult. It will be very interesting to see how things develop.

Acknowledgements

I am grateful to Peter Lepage for helpful conversations and comments on the manuscript.

REFERENCES

1. Nucl. Phys. **B(Proc.Suppl.)** **17** (1990)
2. Nucl. Phys. **B(Proc.Suppl.)** **34** (1994)
3. Nucl. Phys. **B(Proc.Suppl.)** **42** (1995)
4. Nucl. Phys. **B(Proc.Suppl.)** **47** (1996)
5. G. Martinelli, Ref. [3] p.127
6. A. Soni, Ref. [4], p.43
7. R. Gupta and T. Bhattacharya, hep-lat/9605039
8. P. Mackenzie, these proceedings
9. S. Sharpe, Ref. [1], p.146
10. J. Flynn, these proceedings
11. P. Lepage and P. Mackenzie, Phys. Rev. **D48**, 2250 (1993)
12. G.-C. Rossi, these proceedings
13. M. Göckeler, these proceedings
14. J. Simone, Ref. [3], p.17
15. M. Okawa, Ref. [3], p.160
16. S. Gottlieb, these proceedings, hep-lat/9608107
17. T. Bhattacharya, R. Gupta, G. Kilcup and S. Sharpe, Phys. Rev. **D53**, 6486 (1996)
18. S. Sharpe, in preparation
19. J. Labrenz and S. Sharpe, hep-lat/9605034, to appear in Phys. Rev. **D54**, (1996)
20. A. Morel, J. Phys. (Paris) **48**, 1111 (1987)
21. S. Sharpe, Phys. Rev. **D41**, 3233 (1990)
22. C. Bernard and M. Golterman, Phys. Rev. **D46**, 853 (1992)
23. S. Sharpe, Phys. Rev. **D46**, 3146 (1992)
24. C. Bernard and M. Golterman, Phys. Rev. **D49**, 486 (1994)
25. M. Booth, Phys. Rev. **D51**, 2338 (1995); hep-ph/9412228
26. S. Sharpe and Y. Zhang, Phys. Rev. **D53**, 5125 (1996)

27. C. Bernard and M. Golterman, Phys. Rev. **D53**, 476 (1996)
28. M. Golterman, Acta Phys. Polon. **B25**, 1731 (1994)
29. J. Sloan *et al.*, these proceedings, hep-lat/9608021
30. E. Jenkins, A. Manohar and M. Wise, Phys. Rev. Lett. **75**, 2272 (1995)
31. D. Pekurovsky *et al.*, these proceedings, hep-lat/9609006
32. S. Aoki *et al.*, these proceedings, hep-lat/9608134
33. R. Gupta, Ref. [3], p.85
34. Y. Kuramashi, M. Fukugita, H. Mino, M. Okawa and A. Ukawa, Phys. Rev. Lett. **72**, 3448 (1994)
35. G. Kilcup *et al.*, Ref. [4], p.358
36. M. Masetti *et al.*, these proceedings
R. Frezzotti, M. Masetti and R. Petronzio, hep-lat/9605044
37. L. Venkataraman *et al.*, these proceedings, hep-lat/9609007
38. H. Thacker *et al.*, these proceedings, hep-lat/9608110
39. T. Yoshie *et al.*, these proceedings, hep-lat/9608144
40. S. Kim and D.K. Sinclair, Phys. Rev. **D52**, 2614 (1995)
41. R. Mawhinney, Ref. [4], p.557
42. T. Bhattacharya and R. Gupta, Phys. Rev. **D54**, 1155 (1996)
43. J. Gasser and H. Leutwyler, Phys. Lett. **184B** (1987) 83
44. S. Sharpe, Proc. TASI-94, Ed. J. Donoghue (World Scientific, 1995), p.377
45. D. Leinweber and T. Cohen, Phys. Rev. **D49**, 3512 (1994)
46. F. Butler, H. Chen, J. Sexton, A. Vaccarino, and D. Weingarten, Nucl. Phys. **B421** (1994) 217
47. S. Aoki *et al.*, Ref. [4], p.433
48. C. Allton, Ref. [2], p.456
49. J. Simone *et al.*, these proceedings, hep-lat/9609014
50. C. Michael *et al.*, Ref. [4], p.43
51. R. Kenway, these proceedings, hep-lat/9608034
52. C. Bernard, J. Labrenz and A. Soni, Phys. Rev. **D49**, 2536 (1994)
53. G. Kilcup, S. Sharpe, R. Gupta and A. Patel, Phys. Rev. Lett. **64**, 25 (1990)
54. S. Sharpe, Ref. [2], p.403
55. S. Aoki *et al.*, Ref. [3], p.465
56. N. Ishizuka, private communication
57. Y. Luo, hep-lat/9604025
58. J. Bijnens, H. Sonoda and M. Wise, Phys. Rev. Lett. **53**, 2367 (1984)
59. W. Lee and M. Klomfass, hep-lat/9608089
60. A. Donini, G. Martinelli, C. T. Sachrajda, M. Talevi and A. Vladikas, Phys. Lett. **360B** (1995) 83.
61. Y. Kuramashi *et al.*, these proceedings, hep-lat/9608150
62. M. Talevi *et al.*, these proceedings, hep-lat/9608108
63. C. Bernard and A. Soni, Ref. [1], p.495
64. R. Gupta, these proceedings
65. M. Crisafulli, A. Donini, V. Lubicz, G. Martinelli, F. Rapuano, M. Talevi, C. Ungarelli and A. Vladikas, Phys. Lett. **369B** (1996) 325
66. W. Wilcox, these proceedings, hep-lat/9607024
67. S. Dong *et al.*, these proceedings
68. H. Wittig *et al.*, these proceedings, hep-lat/9608049
69. M. Ciuchini, E. Franco, G. Martinelli and L. Silvestrini, Phys. Lett. **380B** (1996) 353