

# Topological transitions at $T > 0$ in the euclidean 2d U(1)-Higgs model

H. Dilger\*

Institut für Theoretische Physik I, WWU Münster, Wilhelm-Klemm-Str. 9, D-48149 Münster, Germany

The two-dimensional U(1)-gauged Higgs model is studied on an euclidean lattice of size  $L_1 \times L_2$ , where the temperature  $T = L_2^{-1}$  is of the order of the sphaleron mass. The simulation parameters are taken from zero temperature results [1]. By comparison with classical and semiclassical results I discuss, whether the sphaleron transition rate can be extracted from the behavior of the Chern-Simons number and from the formation of vortices in an euclidean simulation at high temperatures.

## 1. Motivation

In the 2d U(1)-Higgs model, as well as in the Standard Model, the transition between gauge equivalent vacua with integer values of the Chern-Simons number  $N_{CS}$  is related to the anomalous violation of the axial U(1)-symmetry. The transition rate  $\Gamma$  is usually evaluated by semiclassical methods [2] and classical real-time simulations [3]. It is desirable that an evaluation of  $\Gamma$  by euclidean simulations gives control over the full quantum corrections to these calculations.

At low temperatures (inverse temperature  $\beta \rightarrow \infty$ )  $\Gamma$  is given by the topological susceptibility

$$\chi_{top} = \frac{1}{\beta V} < [N_{CS}(\beta) - N_{CS}(0)]^2 > \rightarrow \frac{\Gamma}{V}, \quad (1)$$

$V$  is the spatial volume. This relation makes use of the random walk of  $N_{CS}$  for large  $t$ .

At high temperatures  $\beta$  is too small to see this long-time behavior. In fact, since the topological charge  $N_{CS}(\beta) - N_{CS}(0)$  must be an integer, a configuration contributing to  $\chi_{top}$  is forced to change  $N_{CS}$  by at least 1 in the short time interval given by  $\beta$ . This leads to an exponential suppression  $\chi_{top} \sim e^{-c/\beta}$ , whereas  $\Gamma$  should be enhanced by high temperatures [4]. Can other observables do better?

## 2. The high temperature transition rate of the quantum pendulum

I shall address this question at first for the quantum pendulum, a particle of unit mass in

the potential  $V(x) = [1 + \cos(x)]$ . An observable asking for paths from vacuum to vacuum will be suppressed for  $\beta \rightarrow 0$ , since  $\Delta x = 2\pi$  in a time  $\Delta t = \beta$  is required. I thus consider paths, which only need to cross one of the barrier tops  $V(x) = V_{max}$  at  $x_m = (2n+1)\pi$ . I define

$$\tilde{\rho} \equiv \frac{1}{\beta Z} \int \mathcal{D}[x(t)] \chi[x(t)] e^{-S[x(t)]}, \quad (2)$$

$$\chi[x(t)] = \begin{cases} 1 & \text{if } \exists t \in [0, \beta] \text{ with } x(t) = x_m \\ 0 & \text{else} \end{cases}.$$

For any periodic potential I find in the limit  $\beta \rightarrow 0$

$$\tilde{\rho} = (\pi/2) \Gamma_{cl}, \quad (3)$$

the classical transition rate  $\Gamma_{cl}$  is [5]

$$\Gamma_{cl} = < |p| \delta(x - x_m) > = \sqrt{\frac{2}{\pi\beta}} \frac{e^{-\beta V_{max}}}{\int_0^{2\pi} dx e^{-\beta V(x)}}. \quad (4)$$

$\tilde{\rho}$  counts repeated fluctuations over the barrier only once. Otherwise it would not be well-defined due to small time fluctuations of any quantum path. However, for small  $\beta$  one expects at most one physical transition to occur, thus  $\tilde{\rho}$  has the meaning of a transition density per unit euclidean time. For large  $\beta$  and periodic boundary conditions  $x(0) = x(\beta) + 2\pi n$  the non-transition probability  $p = 1 - \tilde{\rho}\beta$  decays as  $p = e^{-\beta\rho}$ . So, for the interpretation as a transition density I consider

$$\rho \equiv -\ln(1 - \tilde{\rho}\beta)/\beta. \quad (5)$$

For large  $\beta$  the behavior of  $\rho$  can be compared with the  $T = 0$  transition rate given by the analogue of the topological susceptibility

$$\Gamma_\infty = \frac{1}{4\pi^2\beta} < [x(\beta) - x(0)]^2 >. \quad (6)$$

\*Supported by Deutsche Forschungs-Gemeinschaft

In Figure 1 the diamonds give the value of  $2\rho/\pi$ , the squares give the values of  $\Gamma_\infty$ , the dashed line shows the classical rate  $\Gamma_{cl}$ , the full line shows the rate  $\Gamma_{sph}$  in sphaleron approximation [5].

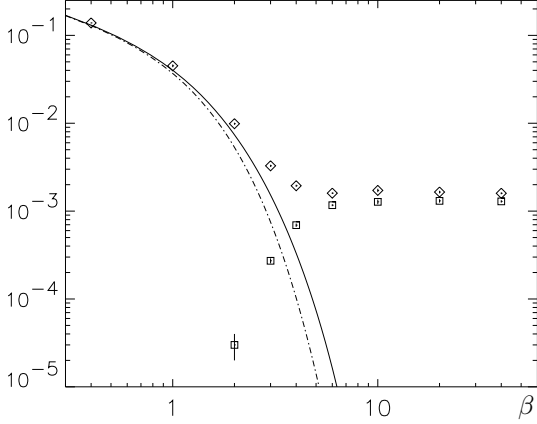


Figure 1.  $2\rho/\pi$  and  $\Gamma$  for the quantum pendulum.

There is a qualitative agreement of  $2\rho/\pi$  and  $\Gamma_\infty$  at  $\beta \rightarrow \infty$ . For higher temperatures  $\Gamma_\infty$  becomes suppressed as expected, whereas  $2\rho/\pi$  approaches the classical behavior of  $\Gamma$ . However, I yet didn't manage to improve  $\rho$  such that there is an exact correspondence to  $\Gamma$  on all temperature scales. This question shall be addressed in a forthcoming paper.

### 3. Topological transitions in the 2d U(1)-Higgs model

Can a similar observable be defined in the 2d U(1)-Higgs model? Lattice formulation and scaling behavior of this model at  $T = 0$  are described in [1]. Here the quantities of interest are the link fields

$$B_x^\mu = -\omega_x + A_x^\mu + \omega_{x+\hat{\mu}} \in [-\pi, \pi], \quad (7)$$

$A_x^\mu$  is the gauge field,  $\omega_x$  is the phase of the scalar field. The difficulty is the analogue of the sector boundaries. A naive guess is the requirement  $N_{CS} = n + 1/2$  with the lattice definition

$$N_{CS}(0) = \sum_{x_1} \frac{A_x^1}{2\pi}, \quad \partial_t^+ N_{CS}(t) = \sum_{x_1} \frac{F_x}{2\pi}, \quad (8)$$

$F_x/(2\pi)$  is the topological density, see [1]. In addition a topological transition shows a vortex

$$B_x^1 + B_{x+e_1}^2 - B_x^2 - B_{x+e_2}^1 \notin [-\pi, \pi]. \quad (9)$$

However, the above condition  $N_{CS} = n + 1/2$  is in general not related to the formation of a vortex. Consider the related quantity

$$N_B(t) \equiv \frac{1}{2\pi} \sum_{x_1} B_{(x_1, t)}^1 = N_{CS}(t) \pmod{1}. \quad (10)$$

In the continuum model with fixed scalar field length  $\rho(x) = v$ ,  $N_B(t)$  decouples from all other degrees of freedom. Its effective action reads

$$S_{eff}[N_B] = \frac{2\pi^2}{e^2 L_1} \int dt \left( \dot{N}_B^2 + v^2 e^2 N_B^2 \right). \quad (11)$$

This leads to a probability distribution of the constant mode  $\bar{N}_{CS} = \int_0^\beta dt N_{CS}(t)/\beta$

$$P(\bar{N}_{CS}) \sim \sum_k e^{-\frac{d\beta}{L_1} (\bar{N}_{CS}-k)^2}, \quad d = 2\pi^2 v^2. \quad (12)$$

With growing  $L_1$  it becomes constant. Thus, even with fixed  $\rho(x)$ , i.e. with parameters which do not allow for the standard instanton or sphaleron solutions, configurations with  $N_{CS} \simeq n + 1/2$  are not suppressed. I found this  $L_1$ -dependence of  $P(\bar{N}_{CS})$  also in lattice simulations with variable scalar field length, completely dominating the effects induced by vortices. Only the parameter  $d$  had to be matched. So the crossing of  $N_{CS}(t)$  through the points  $N_{CS} = n + 1/2$  is no good condition for topological transitions, see also [6].

Another possibility is to consider the density of vortices per unit time and spatial volume

$$\rho_V = \langle N_{vortices} \rangle / (\beta L_1). \quad (13)$$

Again it is important not to count nearby vortices and antivortices separately, which tend to occur in small clusters. I evaluated  $\rho_V(\beta)$  in the 'Higgs region' of parameter space with the MC algorithm described in [1]. The  $T = 0$  results  $am_H = 0.442(19)$ ,  $am_V = 0.258(6)$ ,  $v = 1.849(1)$  lead to a sphaleron energy  $aE_{sph} = 1.01(4)$ .

A comparison of  $\rho_V(\beta)$  (diamonds) with the transition rate per volume  $\Gamma_{sph}/L_1$  in sphaleron approximation [2] (full line with dashed error)

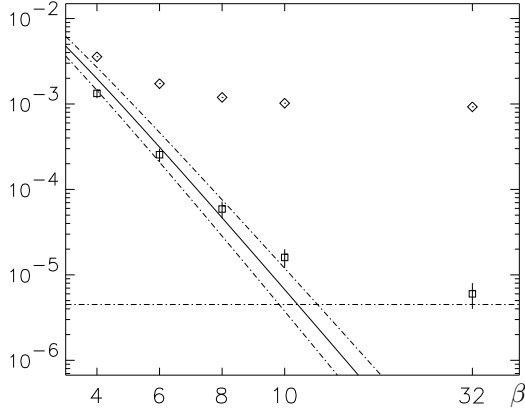


Figure 2.  $\rho_V$ ,  $\rho_{red}$ , and sphaleron rate  $\Gamma_{Sph}/L_1$ .

shows a plateau of  $\rho_V(\beta)$  for large  $\beta$ , see Figure 2. It exceeds the topological susceptibility at large  $\beta$  (horizontal line) by far. This plateau is related to dislocation-like vortex pairs (DVPs). These objects have a size of a few lattice spacings, but fixed  $\delta S$  for  $a \rightarrow 0$  compared to a vacuum configuration. A typical example is shown in Figure 3. For this example I find  $\delta S = 4\kappa\bar{\rho}^2$ , compared with a vacuum configuration scalar field length  $\rho_x = \bar{\rho}$ ,  $B_x^\mu = 0$ . The DVPs contribute to the expectation value  $\rho_V$  and therefore destroy its scaling behavior in the continuum limit. Thus it is crucial to separate the true topological transitions from these effects on the cut-off scale.

Under cooling dislocation-like objects should lose their energy density faster than physical objects of the size of the correlation length. In fact, there is a correlation between vortices and lumps in the energy density  $\epsilon(x)$  after some cooling sweeps. Figure 4 shows the distribution  $p(\epsilon_{max})$

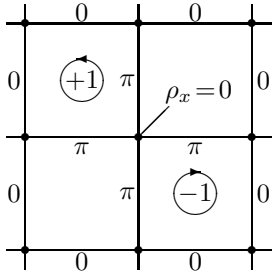


Figure 3.  $B_x^\mu$  for a simple DVP. Except for the middle site  $\rho_x = \bar{\rho}$ .

of the local maxima of the energy density near a vortex. I define the minimal required energy density for a true topological transition in the valley between the two peaks, thus throwing away a part of the vortices, identified as the dislocation-like ones. The cooling parameters are fixed for all  $\beta$ -values, a detailed study of the behavior under cooling shall be given in a future publication.

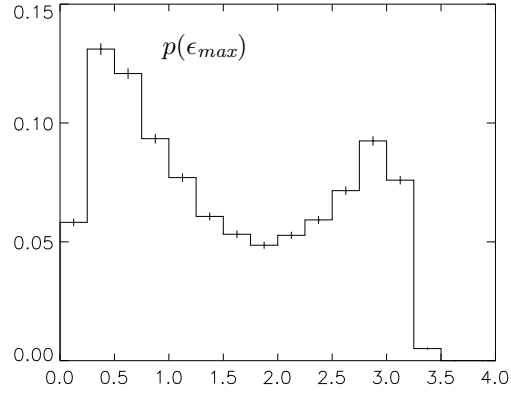


Figure 4.  $\epsilon_{max}$ -histogram for  $\beta = 4$ .

The such reduced vortex density  $\rho_{red}$  (squares in Figure 2) fits better to the sphaleron rate at small  $\beta$  and to the topological susceptibility at large  $\beta$ . However, this is a rough estimate, far from giving quantitative results. Rather it gives a hint which quantities should be better understood even in this simple toy model for the high temperature physics of the Standard Model.

## REFERENCES

1. H. Dilger, J. Heitger, MS-TPI-96-11, hep-lat # 9607048.
2. A.I. Bochkaev, M.E. Shaposhnikov, Mod. Phys. Lett. A12 (1987) 991; A.I. Bochkaev, G.G. Tsitsishvili, Phys. Rev. D40 (1989) 1378
3. A.I. Bochkaev, P. de Forcrand, Phys. Rev. D44 (1991) 519; J. Smit, W.H. Tang, Nucl. Phys. B (Proc. Suppl.) 42 (1995) 590.
4. P. Arnold, L. McLerran, Phys. Rev. D37 (1988) 1020.
5. I. Affleck, Phys. Rev. Lett. 46 (1981) 388.
6. F. Karsch, M.L. Laursen, T. Neuhaus, B. Plache, Nucl. Phys. B406 (1993) 825.