

Finite volume effects and quenched chiral logarithms

Robert D. Mawhinney^{a *}

^aDepartment of Physics, Columbia University, New York, NY, 10027, U.S.A

We have measured the valence pion mass and the valence chiral condensate on lattice configurations generated with and without dynamical fermions. We find that our data and that of others is well represented by a linear relationship between m_π^2 and the valence quark mass, with a non-zero intercept. For our data, we relate the intercept to finite volume effects visible in the valence chiral condensate. We see no evidence for the singular behavior expected from quenched chiral logarithms.

1. INTRODUCTION

Over the last few years, analytic calculations using chiral perturbation theory have indicated pathologies in the quenched approximation [1,2]. One example is the lack of closed quark loops contributing to propagation of the quenched η' , which leads to a double pole in the quenched η' propagator. This leads to the following singular behavior for the valence pion mass [2]:

$$m_\pi^2 = (2\mu m)^{\frac{1}{1+\delta}} (\Lambda^2)^{\frac{\delta}{1+\delta}} \quad (1)$$

For lattice calculations, there is some uncertainty about the mass m to be used in the above. Due to the flavor symmetry breaking of staggered fermions at finite lattice spacing, the pions are not degenerate in mass in current simulations and the quenched η' may be closer in mass to the heavier pions than the lighter ones. Interpreting the m above as the bare quark mass assumes the η' is closer in mass to the lightest, Goldstone boson, pion [3].

Another consequence of the chiral perturbation theory calculations is the absence of quenched chiral logarithms in decay constants, in particular in f_π . Because there is a lattice version of the Gell-Mann–Oakes–Renner (GMO) relation, this means that quenched chiral logarithms in the pion mass must be compensated by quenched chiral logarithms in the quenched chiral condensate.

*This work was done in collaboration with Shailesh Chandrasekharan, Dong Chen, Norman H. Christ, and Weonjong Lee. It was supported in part by the US Department of Energy.

Recently, there have been reports of simulation data consistent with the presence of quenched chiral logarithms, particularly in m_π [4,5]. To assess whether the data clearly reveals quenched chiral logarithms, we have investigated three points:

1. What effects do dynamical fermions have on the data? Does the signal persist and is it suppressed by the dynamical fermion mass?
2. Are quenched chiral logarithms evident in the valence chiral condensate?
3. Have all finite volume effects been clearly controlled?

This note will detail some of our results from the pursuit of these questions.

2. RELATING m_π^2 and $\langle \bar{\zeta}\zeta \rangle$

Since we will be referring to both quenched and dynamical simulations, we will introduce a species of staggered fermion, denoted by ζ , which does not appear in the action. This valence fermion of mass m_ζ will be used to construct the valence pion propagators and the valence chiral condensate. The mass of the fermions entering the determinant will be denoted by m .

Consider an operator $\pi(x)$ which creates a pion. We can define a function $C(m_\zeta)$ by

$$C(m_\zeta) = m_\pi^2(m_\zeta) \int d^4x \langle \pi(x)\pi(0) \rangle \quad (2)$$

The angle brackets can represent averaging over any ensemble of gauge fields, quenched or dynamical. Provided the volume is large enough and m_π

is much less than the mass of any other state with the same quantum numbers, m_π in this relation is the mass determining the decay of the pion propagator.

We now rewrite equation (2) using the eigenvalues, λ , and the density of eigenvalues per unit volume in a background configuration U , $\rho(\lambda, U)$, of the staggered fermion Dirac operator, $D(U)$. We choose our conventions such that $D\zeta_\lambda(x) = i\lambda\zeta_\lambda(x)$ and $\int d\lambda\rho(\lambda, U) = 1$. Using the U(1) symmetry of staggered fermions, we find that the eigenvalues come in pairs, $\pm\lambda$, and

$$\int d^4x \langle \pi(x)\pi(0) \rangle = 2 \int_0^\infty d\lambda \frac{\bar{\rho}(\lambda, \beta, m)}{\lambda^2 + m_\zeta^2} \quad (3)$$

where $\bar{\rho}(\lambda, \beta, m)$ is the ensemble average of $\rho(\lambda, U)$.

We can also write the valence chiral condensate in terms of the eigenvalue density as

$$\langle \bar{\zeta}\zeta(m_\zeta) \rangle = 2m_\zeta \int_0^\infty d\lambda \frac{\bar{\rho}(\lambda, \beta, m)}{\lambda^2 + m_\zeta^2} \quad (4)$$

We therefore have the relation

$$C(m_\zeta) = \frac{m_\pi^2(m_\zeta) \langle \bar{\zeta}\zeta(m_\zeta) \rangle}{m_\zeta} \quad (5)$$

If $C(m_\zeta)$ is known from either simulations or analytic arguments, this equation connects m_π^2 and $\langle \bar{\zeta}\zeta(m_\zeta) \rangle$ including any effects of finite volume or quenched chiral logarithms.

We now focus on equation (4) and make a simple model for the effects of finite volume. In the continuum, chiral symmetry breaking is associated with a non-zero value for $\bar{\rho}(0)$, since $\langle \bar{\zeta}\zeta(0) \rangle = 2\pi\bar{\rho}(0)$. The major effect of finite volume can be postulated to be a minimum eigenvalue, λ_{\min} , below which the average density of eigenvalues vanishes. In particular, consider $\bar{\rho}(\lambda)$ of the form

$$\bar{\rho}(\lambda) = \begin{cases} 0 & \lambda < \lambda_{\min} \\ \rho_0 & \lambda_{\min} < \lambda < \lambda_0 \\ \int_{\lambda_0}^\infty \rho(\lambda) d\lambda = \alpha & \lambda_0 < \lambda \end{cases} \quad (6)$$

where α diverges in the continuum limit due to the quadratic divergences in $\langle \bar{\zeta}\zeta(m_\zeta) \rangle$. Integrating equation (4) for our model gives, for $\lambda_{\min} < m_\zeta < \lambda_0$,

$$\langle \bar{\zeta}\zeta(m_\zeta) \rangle = \rho_0 \left[\frac{\pi}{2} - \frac{\lambda_{\min}}{m_\zeta} + m_\zeta \left(\alpha - \frac{1}{\lambda_0} \right) \right] \quad (7)$$

plus terms of $O(m_\zeta^2)$ and $O(1/m_\zeta^2)$. The model shows that $1/m_\zeta$ dependence in $\langle \bar{\zeta}\zeta(m_\zeta) \rangle$ can be easily associated with finite volume effects.

3. RESULTS FOR m_π^2 and $\langle \bar{\zeta}\zeta(m_\zeta) \rangle$

We will be comparing the results from four staggered simulations, two quenched and two unquenched. Figure 1 shows m_π^2 versus m_ζ for these four simulations as well as the simulation parameters. The $32^3 \times 64$ quenched simulation is the work of Kim and Sinclair [4]; the rest were done at Columbia. The rise for small m_ζ is the type of behavior expected from equation (1). Unfortunately, this kind of rise has been evident for some time in simulations and has been widely attributed to finite volume effects. In Figure 2 we replot the data, this time without dividing by m_ζ . The data is well fit by a straight line, with a non-zero intercept.

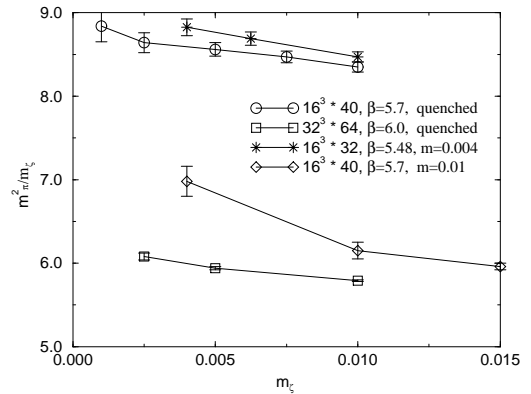


Figure 1. m_π^2/m_ζ versus m_ζ .

The correlated data column of Table 1 gives a list of the fit parameters we have obtained for fits to m_π^2 , without the covariance matrix, of the form

$$m_\pi^2 = c_0 + c_1 m_\zeta \quad (8)$$

Of course, one should use the full covariance

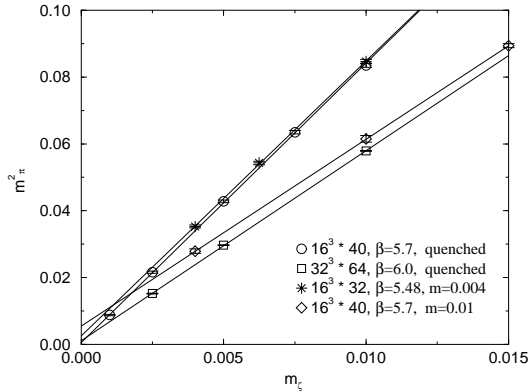


Figure 2. m_π^2 versus m_χ .

matrix while fitting. We have tried single-elimination jackknife fits which simultaneously fit m_π for all values of m_χ and an appropriate range of times, but we have found such fits to be quite unstable given the large dimensionality of the covariance matrix. Instead we have decorrelated our data. In particular, we have broken our simulations into three or four smaller, equal length bins, determined m_π for the lightest m_χ from the first bin, for the next lightest from the second bin, etc. and then done an uncorrelated fit of the form given in equation (8). The results are given in the column labeled uncorrelated data in Table 1.

We now turn our attention to $\langle \bar{\zeta}\zeta(m_\chi) \rangle$. Figure 3 is a plot of the valence chiral condensate for the four simulations we are considering. Notice the log-log scale and the many orders of magnitude of m_χ spanned by the Columbia simulations.

Figure 4 shows $\langle \bar{\zeta}\zeta(m_\chi) \rangle$ for the $\beta = 5.7$, $ma = 0.01$ simulation, on a linear plot. The line on the graph is a fit of the form

$$\langle \bar{\zeta}\zeta(m_\chi) \rangle = a_0 + a_1 m_\chi - a_{-1}/m_\chi, \quad (9)$$

motivated by our simple model and equation (7). For the correlated fit shown, we find $a_0 = 0.0063(3)$, $a_1 = 2.13(1)$, $a_{-1} = 8.9(5) \times 10^{-7}$ and $\chi^2/\text{dof} = 39(16)/2$. The value of χ^2 is quite large, but the jackknifed error on it is also large. This

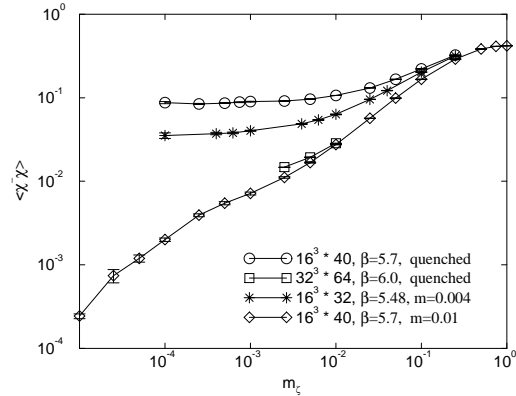


Figure 3. $\langle \bar{\zeta}\zeta(m_\chi) \rangle$ versus m_χ . The lines on the graph just connect the points. The $32^3 \times 64$ data has been scaled to the Columbia normalization.

generally indicates a poorly resolved small eigenvalue in the covariance matrix. An uncorrelated fit to the data gives $a_0 = 0.0061(3)$, $a_1 = 2.15(2)$, $a_{-1} = -8.8(8) \times 10^{-7}$ and $\chi^2/\text{dof} = 0.8/2$. Thus we have clear evidence for finite volume effects in $\langle \bar{\zeta}\zeta(m_\chi) \rangle$ and they are in agreement with the expectations of our simple model.

4. INTERCEPT FOR m_π^2

We can now use equation (5) to give us an understanding of the origin of the non-zero intercept, c_0 , found in fitting m_π^2 . Assume that $C(m_\chi)$ is a non-singular function in the range $\lambda_{\min} < m_\chi < \lambda_0$. Then, using the parameterization of equation (9) gives

$$m_\pi^2 = -\frac{C(0)a_{-1}}{a_0^2} + \left[\frac{C(0)}{a_0} - \frac{C'(0)a_{-1}}{a_0^2} \right] m_\chi \quad (10)$$

plus terms of $O(m_\chi^2)$ and $O(1/m_\chi^2)$. This expansion is only valid in the range where $m_\chi > \lambda_{\min}$, which is where most of our data lies. The non-zero intercept for m_π^2 is easily tied to the existence of a smallest eigenvalue, λ_{\min} in the average eigenvalue density $\bar{\rho}$.

One can check that our assumptions about $C(m_\chi)$ are valid in this region by computing the

Table 1
Parameters for linear fits of m_π^2 versus m_ζ .

β	ma	Correlated data			Uncorrelated data		
		$c_0 \times 10^{-3}$	c_1	χ^2/dof	$c_0 \times 10^{-3}$	c_1	χ^2/dof
5.7	∞	0.46(21)	8.32(5)	4.5/3	0.92(32)	8.24(7)	4.2/2
6.0	∞	1.1(1)	5.69(2)	4.1/1			
5.48	0.004	2.7(8)	8.27(12)	0.7/1	4.2(8)	8.01(12)	1.3/1
5.7	0.01	5.5(10)	5.59(12)	0.001/2	4.2(14)	5.69(14)	0.3/1

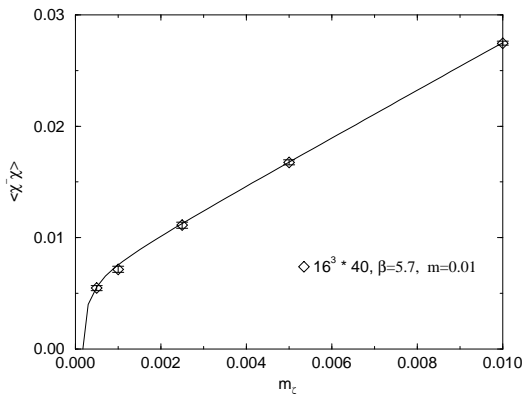


Figure 4. $\langle \bar{\zeta}\zeta(m_\zeta) \rangle$ versus m_ζ for the $\beta = 5.7$, $ma = 0.01$ simulation.

right-hand side of equation (5). We have done this and find that $C(m_\zeta)$ shows no singular behavior, so the power series expansion of the preceding paragraph appears reasonable.

Thus we have seen how finite volume effects can account for a rise in m_π^2/m_ζ at $\beta = 5.7$ and $ma = 0.01$. The other $16^3 \times N_t$ runs are consistent with the same finite volume effect, even though they are at much stronger coupling. This is reassuring, since the rise in m_π^2/m_ζ is apparent for both the quenched and dynamical simulations. For the $32^3 \times 64$ simulation, Kim and Sinclair have measured the same value for m_π on both 24^3 and 32^3 volumes. Thus they interpret their rise in m_π^2/m_ζ as due to a quenched chiral log. However, their measurements of $\langle \bar{\zeta}\zeta(m_\zeta) \rangle$ do not show the logarithmic behavior expected, if

the rise in m_π^2/m_ζ is really a quenched chiral log. Also, their data is reasonably well represented by a fit of the form in equation (8).

A possible explanation can come from considering the GMO relation for infinite volume. We then have

$$\frac{m_\pi^2}{m_\zeta} = \frac{C(0) + C'(0)m_\zeta}{a_0 + a_1 m_\zeta}, \quad (11)$$

if $C(m_\zeta)$ is a smooth function of m_ζ . Depending on the relative sizes of a_1/a_0 and $C'(0)/C(0)$, one could see a rise in m_π^2/m_ζ without finite volume effects or chiral logarithms, until m_ζ is very small. The relative sizes of a_1/a_0 and $C'(0)/C(0)$ are generally β dependent, so that even at infinite volume m_π^2/m_ζ could have a different form as a function of β . In addition, if one includes the a_{-1} term in equation (11), there are choices for the parameters which can give a decrease in m_π^2/m_ζ for moderate values of m_ζ , and then a rise for small m_ζ . Such behavior has been reported by S. Gottlieb [6] at this conference.

We would like to thank S. Kim and D. Sinclair for a preliminary copy of their paper. We also thank Pavlos Vranas and Roy Luo for helpful discussions.

REFERENCES

1. C. W. Bernard and M.F.L. Golterman, Phys. Rev. **D46** (1992) 853.
2. S. R. Sharpe, Phys. Rev. **D41** (1990) 3233 and Phys. Rev. **D46** (1992) 3146.
3. S. Sharpe, private communication.
4. S. Kim and D. Sinclair, ANL-HEP-PR-95-05.
5. R. Gupta, Nucl. Phys. **B42** (Proc. Suppl.) (1995) 85.
6. S. Gottlieb, these proceedings.