

Finite Temperature QCD with Wilson Quarks: A Study with a Renormalization Group Improved Gauge Action*

Y. Iwasaki^{a,b}, K. Kanaya^{a,b}, S. Kaya^b, S. Sakai^c and T. Yoshié^{a,b}

^aCenter for Computational Physics, University of Tsukuba, Ibaraki 305, Japan

^bInstitute of Physics, University of Tsukuba, Ibaraki 305, Japan

^cFaculty of Education, Yamagata University, Yamagata 990, Japan

Finite temperature transition in lattice QCD with degenerate Wilson quarks is investigated on an $N_t = 4$ lattice, using a renormalization group improved gauge action. We find the following for the $N_F = 2$ case: 1) The transition is smooth for a wide range of the quark mass. 2) The chiral transition is continuous. 3) The chiral condensation well satisfies a scaling relation with the critical exponents of the 3 dimensional $O(4)$ spin model. For $N_F = 3$, we find that the chiral transition is of first order.

1. Introduction

In our previous work [1] we investigated finite temperature lattice QCD with two degenerate Wilson quarks using a renormalization group improved gauge action [2] and the standard Wilson quark action. We showed that the unexpected sharp transition observed with the standard gauge action in the intermediate mass range [3] disappears on an $N_t = 4$ lattice with the improved action in the quark mass region where the sharp transition was observed. In this article we extend this work to a wider range of β and extensively investigate the dependence of various physical quantities on β and quark mass. Among others we check a scaling relation suggested by a universality argument [4]. We also investigate the three flavor case with the improved action.

Numerical simulations for $N_F = 2$ are done on $8^3 \times 4$ and 8^4 lattices. The critical hopping parameter K_c is determined by $m_\pi^2 = 0$ on the 8^4 lattice and the lattice spacing a from m_ρ at K_c . For $N_F = 3$ we simulate $8^3 \times 4$ and $12^3 \times 4$ lattices.

2. $N_F=2$

In Fig. 1-a we show the Polyakov loop obtained with our improved action for $N_t = 4$ as a function

of $1/K - 1/K_c$ (K_c is interpolated when data is not available). The change of the Polyakov loop at the finite temperature transition/crossover K_t is very smooth for a wide range of β . As we decrease β , K_t moves toward K_c monotonously and the change of the Polyakov loop becomes steeper. These properties are in sharp contrast with those observed for the standard action (Fig. 1-b).

Fig. 2-a shows the pion screening mass squared m_π^2 . As the quark mass decreases, m_π^2 deviates gradually from that in the low temperature phase. Cusps observed with the standard action [3] (Fig. 2-b) disappear for the whole range of β . We also observe that the envelope of m_π^2 on the $N_t = 4$ lattice agrees excellently with m_π^2 for $N_t = 8$.

It is known that the quark screening mass m_q defined by an axial-vector Ward identity [5,6] exhibits peculiar behavior with the standard action in the high temperature phase at $\beta \lesssim 5.3$: m_q for $N_t = 4$ shows a sharp bend at K_t and the value in the high temperature phase does not agree with that in the low temperature phase [3,1]. As shown in Fig. 3, m_q with the improved action shows no such strange behavior: m_q for $N_t = 4$ changes smoothly from the low temperature phase to the high temperature phase and agrees well with that obtained on the $N_t = 8$ lattice.

It was pointed out [7] that the unexpected sharp

*Talk presented by T. Yoshié at *Lattice '95*.

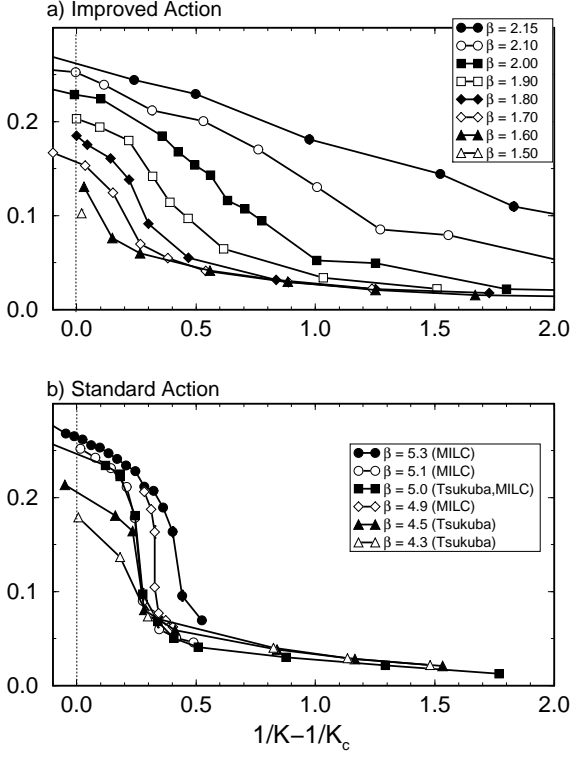


Figure 1. Polyakov loop for $N_t = 4$ versus $1/K - 1/K_c$ obtained with (a) the improved action and (b) the standard action. $\beta = 2.1$ (1.6) for the improved action corresponds in terms of a^{-1} to $\beta = 5.1$ (4.5) for the standard action ($a^{-1} \sim 1.2$ (0.83) GeV).

transition in the intermediate quark mass region with the standard action is probably due to the unusual relation between the K_c line and the K_t line: the K_t line which deviates from the K_c line at the chiral transition point approaches toward the K_c line again at $\beta \sim 5.0$ where the sharp transition was observed. In the case of the improved action, as shown in Fig. 4, the distance between K_c and K_t decreases monotonously toward the crossing point, i.e. the chiral transition point β_{ct} . In accord with this, the sharp transition disappears with the improved action, as shown above. Thus we conclude that the unexpected sharp transition observed with the stan-

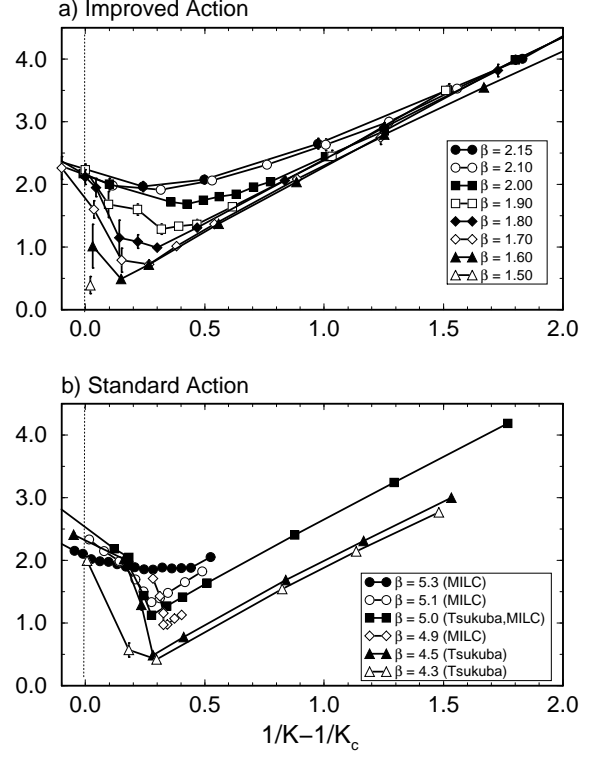


Figure 2. The same as Fig. 1 for m_π^2 .

dard action is a lattice artifact.

Applying the method described in Ref. [7,8], we have performed simulations on the K_c line in order to locate β_{ct} and to determine the order of the transition there. In fig.5 we show m_π^2 on the K_c line together with that on the K_t line as functions of β . The m_π^2 decreases toward zero as β decreases and no two state signals are observed. This implies that the chiral transition is continuous. A linear extrapolation of m_π^2 gives $\beta_{ct} \sim 1.4$. The smoothness of physical quantities on K_t at intermediate masses shown in Figs. 1-a and 2-a strongly suggests that the transition is a crossover there. This is in accordance with the theoretical expectation that a continuous chiral transition turns into a crossover at finite m_q .

A universality argument suggests that, if the chiral transition in $N_F = 2$ QCD is of second order, then it belongs to the same universality class

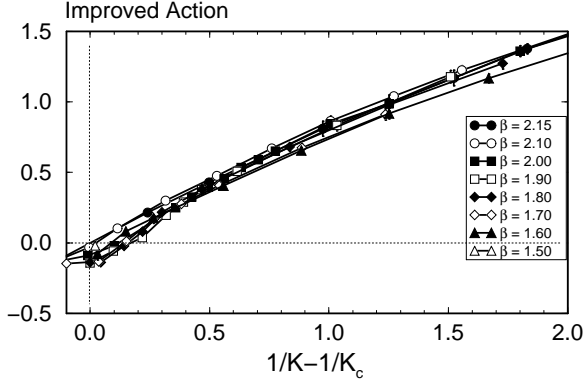


Figure 3. The same as Fig. 1-a for $2m_q$.

as the 3 dimensional $O(4)$ Heisenberg model [4,9]. We can use the resulting scaling relations to make clear the nature of the chiral transition. Smooth behavior of physical quantities with the improved action, in sharp contrast with the case of the standard action, encourages us to test the scaling with Wilson quarks. Taking correspondences of $\beta - \beta_{ct}$, $2m_q$ and the chiral condensation $\langle \bar{\psi}\psi \rangle$ in QCD to the reduced temperature t , the magnetic field h and the magnetization M , we test the scaling relation [4]

$$M(t, h) = h^{1/\delta} f(th^{-1/\beta\delta}),$$

where f is a scaling function and the β and the δ are critical exponents. (This scaling relation has been tested for staggered quarks using different correspondences of scaling variables [10].)

The explicit chiral violation of Wilson fermions leads us to use a subtracted chiral condensation $\langle \bar{\psi}\psi \rangle$ defined by a chiral Ward identity[5]:

$$\langle \bar{\psi}\psi \rangle = 2m_q \sum_x \langle P_5(x) P_5(0) \rangle,$$

where $P_5(x)$ is the pseudo scalar density. (We have dropped the overall renormalization coefficient which plays no role in our study of scaling properties.) We vary β_{ct} as a parameter to find a value where the scaling relation is best satisfied with the $O(4)$ critical exponents [11]. Using all data in the range of $\beta = 1.6 - 2.0$ and

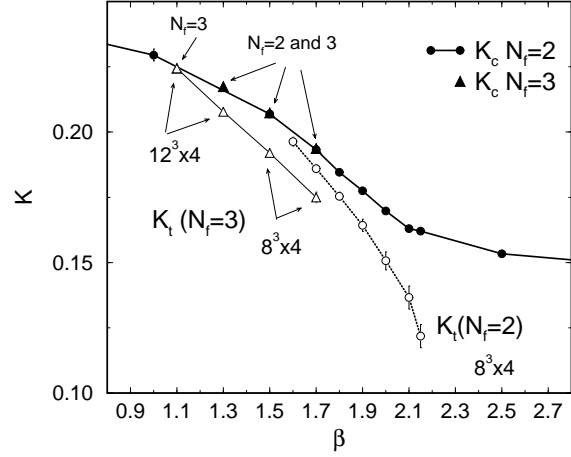


Figure 4. Phase diagram for $N_F = 2$ and $N_F = 3$ with the improved action.

$0 < 2m_q < 0.9$, we find that data are nicely on a universal curve when we set $\beta_{ct} = 1.34(3)$. Fig. 6 shows the scaling function $Mh^{-1/\delta}$ as a function of the rescaled temperature $th^{-1/\beta\delta}$. We note that this value of β_{ct} is consistent with our results for m_π^2 shown in Fig. 5, because the universality predicts that m_π^2 on the both lines should bend upward when β approaches toward β_{ct} [4]. On the other hand, when we fix the exponents to mean field values, the data for $\langle \bar{\psi}\psi \rangle$ are not on a universal curve so well as in the case of $O(4)$ exponents. Furthermore the best fit value $\beta_{ct} = 1.48(3)$ in this case is apparently too large when we consider the results in Fig. 5. Therefore we conclude that our data are consistent with the picture that the chiral transition belongs to the universality class of the 3-dimensional $O(4)$ Heisenberg model. The success of our scaling test strongly suggests that the chiral transition is of second order for $N_F = 2$ in the continuum limit. The direct extraction of each critical exponent and the comparison with that of $O(4)$ model are necessary to make this conclusion more definite.

3. $N_F=3$

The phase diagram obtained so far has been given in Fig. 4. Simulations are made on the K_c

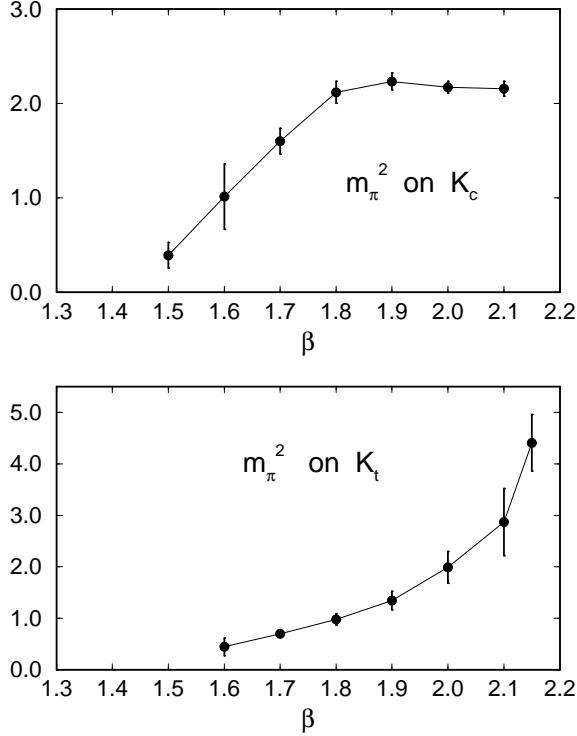


Figure 5. m_π^2 on the K_c line and that on the K_t line versus β for $N_F = 2$.

line at $\beta = 1.1, 1.2$ and 1.3 on a $12^3 \times 4$ lattice. Using the method described in Ref. [7,8], we find $\beta_{ct} \sim 1.1$ and observe two-state signals at $\beta = 1.1$. Therefore we conclude that the chiral transition is of first order. Simulations for finite quark mass are in progress.

Acknowledgements

The simulations are performed with Fujitsu VPP500/30 at the University of Tsukuba. This work is supported in part by the Grant-in-Aid of Ministry of Education, Science and Culture (No. 07NP0401, 07640375 and 07640376).

REFERENCES

1. Y. Iwasaki, K. Kanaya, S. Sakai and T. Yoshié, Nucl. Phys. B (Proc. Suppl.) 42

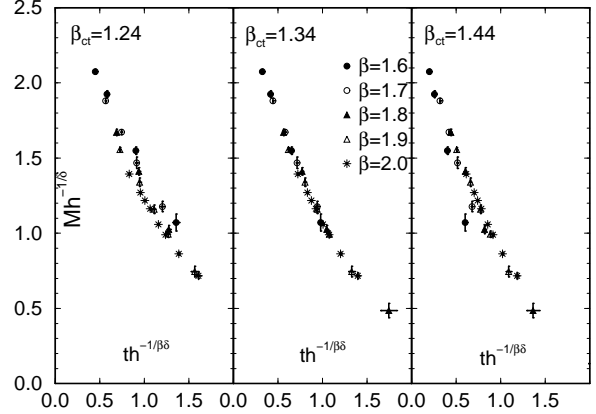


Figure 6. A test of a scaling relation for the chiral condensation. See text for details.

- (1995) 502.
2. Y. Iwasaki, preprint of Tsukuba UTHEP-118 (1983) unpublished.
3. C. Bernard *et al.*, Phys. Rev. D46 (1992) 4741; D49 (1994) 3574; Nucl. Phys. B (Proc. Suppl.) 34 (1994) 324; T. Blum *et al.*, Phys. Rev. D50 (1994) 3377.
4. R. D. Pisarski and F. Wilczek, Phys. Rev. D29 (1984) 338; F. Wilczek, Int. J. Mod. Phys. A7 (1992) 3911; K. Rajagopal and F. Wilczek, Nucl. Phys. B399 (1993) 395.
5. M. Bochicchio *et al.*, Nucl. Phys. B262 (1985) 331.
6. S. Itoh, Y. Iwasaki, Y. Oyanagi and T. Yoshié, Nucl. Phys. B274 (1986) 33.
7. Y. Iwasaki, Nucl. Phys. B (Proc. Suppl.) 42 (1995) 96.
8. Y. Iwasaki, K. Kanaya, S. Sakai and T. Yoshié, preprint of Tsukuba UTHEP-300.
9. F. Karsch, Phys. Rev. D49 (1994) 3791; F. Karsch and E. Laermann, *ibid.* D50 (1994) 6954.
10. C. DeTar, Nucl. Phys. B (Proc. Suppl.) 42 (1995) 73.
11. K. Kanaya and S. Kaya, Phys. Rev. D51 (1995) 2404.