

Complex-Temperature Singularities in the $d = 2$ Ising Model. II. Triangular Lattice

Victor Matveev* and Robert Shrock**

Institute for Theoretical Physics
State University of New York
Stony Brook, N. Y. 11794-3840

Abstract

We investigate complex-temperature singularities in the Ising model on the triangular lattice. Extending an earlier analysis of the low-temperature series expansions for the (zero-field) susceptibility $\bar{\chi}$ by Guttmann [1] to include the use of differential approximants, we obtain further evidence in support of his conclusion that the exponent describing the divergence in χ at $u = u_e = -1/3$ (where $u = e^{-4K}$) is $\gamma'_e = 5/4$ and refine his estimate of the critical amplitude. We discuss the remarkable nature of this singularity, at which the spontaneous magnetisation diverges (with exponent $\beta_e = -1/8$) and show that it lies at the endpoint of a singular line segment constituting part of the natural boundaries of the free energy in the complex u plane. Using exact results, we find that the specific heat has a divergent singularity at $u = -1/3$ with exponent $\alpha'_e = 1$, so that the relation $\alpha'_e + 2\beta_e + \gamma'_e = 2$ is satisfied. We also study the singularity at $u = u_s = -1$, where M vanishes (with $\beta_s = 3/8$) and C diverges logarithmically (with $\alpha'_s = \alpha_s = 0$).

*email: vmatveev@max.physics.sunysb.edu

**email: shrock@max.physics.sunysb.edu

1 Introduction

Although exact closed-form expressions for the (zero-field) free energy and spontaneous magnetisation of the two-dimensional Ising model have been calculated, no such expression is known for the susceptibility. One can have at least two views on this. The first is that since the problem has been unsolved for 50 years, it is too difficult and one should consider other problems more amenable to solution. A second view is that some progress on even longstanding problems can be made with the input of new information. In support of this view, one could cite, for example, the recent progress [2] on proving Fermat's last theorem, which has been unsolved for more than 350 years since its first assertion in 1637. We shall adopt the second view here. In this context, every additional piece of information on the susceptibility is of value, especially insofar as it specifies properties which an exact solution must satisfy. In particular, it is of interest to study the susceptibility as an analytic function in the complex temperature plane. Complex-temperature singularities of the susceptibility have been known for many years. When early low-temperature series expansions were calculated for the Ising model by the King's College group [3], it was found that for the simple cubic, body-centered cubic, and face-centered cubic lattices, these have complex-temperature singularities closer to the origin than the position of the physical critical point, which precluded the use of a ratio test to determine the location of this physical critical point [4, 5]. For the triangular lattice, it was found that the series expansions showed a complex-temperature singularity at the point [4, 5]

$$u = u_e = -\frac{1}{3} \tag{1.1}$$

on the opposite side of the origin, and an equal distance from it, compared to the physical critical point $u_c = 1/3$ for this lattice, where

$$u = e^{-4K} \tag{1.2}$$

and K denotes the spin-spin coupling (see below for notation). Transformations of the series variables to map the unphysical singularities farther away from the origin than the physical critical point and methods of analysis such as dlog Padé approximants enabled one to obtain useful information on critical behaviour from low-temperature series (for an early review, see Ref. [6]). In particular, as part of a general analysis of the susceptibility of the Ising model on 2D lattices [1] using high- and low-temperature series, Guttman studied the complex-temperature singularity at $u = -1/3$ for the triangular lattice. To obtain a series with good sensitivity to this singularity, he subtracted the dominant physical singularity and its leading confluent correction, and analysed the resultant series using ratio and dlog Padé methods.

From this analysis, Guttman concluded that as u approaches u_e from the direction of the origin, the susceptibility has a divergent singularity of the form

$$\bar{\chi} \simeq A'_e (1 - u/u_e)^{-\gamma'_e} \quad (1.3)$$

with the exponent

$$\gamma'_e = \frac{5}{4} \quad (1.4)$$

and the critical amplitude

$$A'_e = -0.0568 \pm 0.0008 \quad (1.5)$$

Several years ago, we reported some results on complex-temperature singularities of the susceptibility and correlation length for the Ising model [8], including a proof that for the square lattice, the (zero-field) susceptibility can have at most finite non-analyticities on the border of the complex-temperature extension of the symmetric phase, apart from its divergence at the physical critical point. Before proceeding, we mention some related work. Ref. [7] contains some discussion of complex-temperature singularities of the Ising model on various 3D lattices. In a calculation and analysis of low-temperature series for the spin 1/2 and spin 1 Ising models on the square lattice, Guttman noted that for the spin 1/2 model χ has a complex-temperature singularity consistent with the form $(1+u)^{-\gamma'_s}$, with $\gamma'_s = 3/2$ (and $u = e^{-4K}$) [9]. This paper also reported results for complex-temperature singularities for the spin 1 Ising model on the square lattice. Slightly later, the present authors (unaware of Ref. [9]) carried out a similar study of the low-temperature series, inferred the same singularity in χ at $u = -1$ and value of the exponent γ'_s and calculated the critical amplitude [10]. One of the results of Ref. [10] of greatest potential value for constructing conjectures for the exact susceptibility was a unified treatment (c.f. eqs. (3.3.5)-(3.3.9)) of both the critical singularity at $u = 3 - 2\sqrt{2}$ and the singularity at $u = -1$ which yielded the relation

$$\gamma'_s = 2(\gamma' - 1) \quad (1.6)$$

where $\gamma' = 7/4$ is the exponent at the physical critical point, as approached from the FM phase. Ref. [10] also showed, using exact results, that universality, in the sense that critical exponents are independent of lattice type, is violated at complex-temperature singular points and provided an explanation of this as being related to the fact that the Hamiltonian is not, in general, a real number at such points. This work also showed that scaling and hyperscaling relations are not, in general, satisfied at complex-temperature singular points. In Ref. [10] we emphasized the fact that, in accordance with the theorem of Ref. [8], χ is finite (although non-analytic) as one approaches the point $u = -1$ from within the complex-temperature extension of the symmetric, paramagnetic (PM) phase, whereas it is divergent when one

approaches this point from within the complex-temperature extension of the ferromagnetic (FM) or antiferromagnetic (AFM) phases, which behaviour is unprecedented for physical critical points. Hereafter, we shall denote Ref. [10] as I. In the present paper, we shall continue the study of complex-temperature singular points of the Ising model, dealing with the triangular lattice. A companion paper treats the closely related honeycomb lattice [11].

2 Complex Extensions of Physical Phases

In this section we define the model and our notation, which follows that in paper I. We consider the Ising model on the triangular lattice (coordination number $q = 6$) at a temperature T and external magnetic field H defined in standard notation by the partition function $Z = \sum_{\{\sigma_i\}} e^{-\beta\mathcal{H}}$ with the Hamiltonian

$$\mathcal{H} = -J \sum_{\langle ij \rangle} \sigma_i \sigma_j - H \sum_i \sigma_i \quad (2.1)$$

where $\sigma_i = \pm 1$ are the Z_2 spin variables on each site i of the lattice, $\beta = (k_B T)^{-1}$, J is the exchange constant, $\langle ij \rangle$ denote nearest-neighbor pairs, and the magnetic moment $\mu \equiv 1$. We use the standard notation $K = \beta J$, $h = \beta H$, u as defined above in eq. (1.2), and

$$v = \tanh K \quad (2.2)$$

$$z = e^{-2K} \quad (2.3)$$

which are related by the bilinear conformal mappings

$$z = \frac{1-v}{1+v}, \quad v = \frac{1-z}{1+z} \quad (2.4)$$

The reduced free energy per site is $f = \beta F = -N_s^{-1} \lim_{N_s \rightarrow \infty} \ln Z$ (where N_s denotes the number of sites on the lattice), and the zero-field susceptibility is $\chi_0 = \frac{\partial M(H)}{\partial H} \Big|_{H=0}$, where $M(H)$ denotes the magnetisation. Henceforth, unless otherwise stated, we consider only the case of zero external field and drop the subscript on χ_0 . It is convenient to define the related quantity $\bar{\chi} \equiv \beta^{-1} \chi$. After the pioneering solution for $f(K, h = 0)$ on the square lattice by Onsager [12], several papers obtained solutions for $f(K, h = 0)$ on the triangular lattice [13]. For reviews of the Ising model on the triangular lattice, see Refs. [14, 15, 16]. After Yang's derivation of the spontaneous magnetisation M for the square lattice [17], Potts calculated M for the triangular lattice [18].

We denote the critical coupling separating the paramagnetic, Z_2 -symmetric high temperature phase from the phase with spontaneously broken Z_2 symmetry and ferromagnetic

long-range order as K_c . As was noted above, $u_c = 1/3$, or equivalently, $z_c = 1/\sqrt{3}$, and $v_c = 2 - \sqrt{3} = 0.267949\dots$. As is well known, the Ising model on the triangular lattice (with equal exchange couplings along the three lattice vectors) does not have any phase transition to a phase with antiferromagnetic long-range order. Indeed, even at $T = 0$ (corresponding to $v = -1$ and $K = z = u = \infty$), there is no AFM long-range order [19].

Since we shall study the susceptibility as a function of complex (inverse) temperature, it is useful to discuss the complex-temperature extensions of the physical PM and FM phases. As discussed in Ref. [8], for zero external field, there is an infinite periodicity in complex K under certain shifts along the imaginary K axis as a consequence of the fact that the spin-spin interaction $\sigma_i\sigma_j$ in \mathcal{H} is an integer. In particular, there is an infinite repetition of phases as functions of complex K ; this infinitely repeated set of phases is reduced to a single set by using the variables v , z and/or u , owing to the fact that these latter variables have very simple properties under complex shifts in K :

$$K \rightarrow K + ni\pi \Rightarrow \{v \rightarrow v, \quad z \rightarrow z, \quad u \rightarrow u\} \quad (2.5)$$

$$K \rightarrow K + (n + \frac{1}{2})i\pi \Rightarrow \{v \rightarrow 1/v, \quad z \rightarrow -z, \quad u \rightarrow u\} \quad (2.6)$$

where n is an integer. On a lattice with an even coordination number q , it is easily seen that these symmetries imply that the magnetisation and susceptibility are functions only of u . Complex-temperature curves where the free energy is non-analytic were first determined for the square lattice by Fisher [20]. For the triangular lattice, the natural boundaries of the free energy, which also serve as the boundaries of the complex-temperature phases, are determined in a similar way as the locus of points where the argument of the logarithm vanishes in the (reduced) free energy¹

$$f = \ln 2 + \frac{1}{2} \int_{-\pi}^{\pi} \int_{-\pi}^{\pi} \frac{d\theta_1 d\theta_2}{(2\pi)^2} \ln \left[\cosh^3(2K) + \sinh^3(2K) - \sinh(2K)P(\theta_1, \theta_2) \right] \quad (2.7)$$

where

$$P(\theta_1, \theta_2) = \cos \theta_1 + \cos \theta_2 + \cos(\theta_1 + \theta_2) \quad (2.8)$$

Expressed as a function of u , this is

$$f = 3K + \frac{1}{2} \int_{-\pi}^{\pi} \int_{-\pi}^{\pi} \frac{d\theta_1 d\theta_2}{(2\pi)^2} \ln \left[(1 + 3u^2) - 2u(1 - u)P(\theta_1, \theta_2) \right] \quad (2.9)$$

The function $P(\theta_1, \theta_2)$ ranges from a maximum value of 3 at $\theta_1 = \theta_2 = 0$ to a minimum value of $-3/2$ at $\theta_1 = \theta_2 = 2\pi/3$. Hence the above curves are the locus of solutions to the

¹ The free energy is trivially infinite at $K = \infty$; since this is an isolated point and hence does not form part of a natural boundary separating phases, it will not be important here.

equation

$$1 + 3u^2 - 2u(1 - u)x = 0 \quad \text{for} \quad -\frac{3}{2} \leq x \leq 3 \quad (2.10)$$

This locus consists of the union of the circle

$$u = -\frac{1}{3} + \frac{2}{3}e^{i\phi} \quad (2.11)$$

for $0 \leq \phi < 2\pi$ with the semi-infinite line segment

$$-\infty \leq u \leq -\frac{1}{3} \quad (2.12)$$

as pictured in Fig. 1(a). We label the endpoint (e) of this semi-infinite line as u_e , given above in eq. (1.1). The intersection of the circle (2.11) and the line segment (2.12) consists of the single point

$$u_s = -1 \quad (2.13)$$

which will also be important in our later discussion. Since eq. (2.10) has real coefficients, the solutions are either both real or are complex conjugate pairs, which explains the reflection symmetry of Fig. 1(a) about the $Im(u) = 0$ axis. For $x = 3$, eq. (2.10) has a double root at the physical critical point $u = u_c = 1/3$. As x decreases from 3 to 0, the complex conjugate roots move from $u = 1/3$ along the circle (2.11) to $\pm i/\sqrt{3}$. As x decreases from 0 to -1 , the roots move from these points around the circle and finally join again to form a double root at $u = -1$ for $x = -1$. The behaviour is qualitatively different as x decreases from -1 to its minimum value $-3/2$: in this interval, the solutions consist of two real roots. These move outward from $u = -1$ along the negative real axis. As $x \rightarrow -3/2$, one root moves rightward to $u = -1/3$ while the other moves leftward to $u = -\infty$.

The curves in Fig. 1(a) divide the complex u plane into two regions which are complex-temperature extensions of physical phases: (i) the complex FM phase, which is the extension of the physical FM phase occupying the interval $0 \leq u \leq u_c$, and (ii) the complex PM phase, which is the extension of the physical PM phase occupying the interval $u_c < u \leq 1$. As is evident from Fig. 1(a), there is a section of the line segment (2.12) protruding into the interior of the complex FM phase. All directions of approach to the endpoint u_e of this line segment are from within the complex FM phase, except for the approach precisely from the left, along the line segment itself. Note that the outer part of the line segment extending to $u = -\infty$ prevents one from making a circuit around the origin staying within either the complex FM or PM phase.

This suffices for our analysis of $\bar{\chi}$, since it is only a function of u . However, especially for our study of complex-temperature singularities of the Ising model on the honeycomb lattice

in a companion paper, it is also useful to exhibit the corresponding curves in the variable z and v . The former are directly obtained from eqs. (2.11)-(2.12) and are shown in Fig. 1(b). One observes that, whereas the complex u -plane consists of two phases, the complex z -plane is divided into three phases; in addition to the complex-temperature extensions of the PM and FM phase, there is also a third, denoted O (for “other”) in Fig. 1(b) lying outside of the boundary of the complex FM phase and to the left of the semi-infinite vertical lines running upward from $z_{e+} = i/\sqrt{3}$ to $i\infty$ and downward from $z_{e-} = -i/\sqrt{3}$ to $-i\infty$. The physical phases are, of course, the (i) FM phase, in the interval $0 \leq z \leq z_c = 1/\sqrt{3}$ and (ii) the PM phase, in the interval $z_c \leq z \leq \infty$. The O phase has no overlap with any physical phase. The same type of phenomenon was true of the complex-temperature phases for the square lattice (see Fig. 1(b) in our previous paper I).

In order to obtain the analogous boundary curves in the v plane, one may either use the bilinear conformal mapping (2.4) on the curves in Fig. 1(b) or express the free energy in terms of v and solve for the points where the argument of the logarithm in the integrand vanishes. One finds that, in addition to the isolated point $v = 1$ ($K = \infty$), f is non-analytic along the locus of points satisfying the equation

$$1 - 2v + 6v^2 - 2v^3 + v^4 - 2v(1 - v)^2x = 0 \quad -3/2 \leq x \leq 3 \quad (2.14)$$

where, as above, $x = P(\theta_1, \theta_2)$. Since this is a quartic equation with real coefficients, the solution for each x consists generically of two pairs of complex-conjugate roots (which may include real double roots). Furthermore, under the mapping $v \rightarrow 1/v$, the left-hand side of eq. (2.14) transforms into itself, up to an overall factor of v^{-4} . This implies that the solutions of this equation occur in reciprocal pairs. We can describe the solutions as follows. For $x = 3$, there are two solutions: the physical critical point $v_c = 3 - 2\sqrt{2}$, and its inverse, $1/v_c = 3 + 2\sqrt{2}$. As x decreases through the range from 3 to -1 , the double root at $v = 1/v_c$ splits into a conjugate pair, the members of which move along the outer curves in Fig. 1(c) from $1/v_c$ over to i and $-i$, respectively, while the double root at v_c splits into another complex conjugate pair, the members of which move along the inner curve in this figure, to $-i$ and i . For $x = -1$, two roots coalesce at i and the other two at $-i$ to form two double roots. As x decreases from -1 to its minimum, $-3/2$, these double roots split into four roots, which move outward from $\pm i$ along the unit circle $|v| = 1$. At $x = -3/2$, the rightward-moving roots reach the values $\exp(\pm i\pi/3)$, while the leftward-moving roots coalesce into a single double root at $v = -1$. The physical phases are (i) PM, for $0 \leq v \leq v_c$, and (ii) FM, for $v_c \leq v \leq 1$. The regions marked PM and FM in Fig. 1(c) are the extensions of these to complex-temperature. The outermost region in the figure, marked O is a phase which has no overlap with any physical phase. The point $u = u_s = -1$, or equivalently,

the points $z = \pm i$, $v = \mp i$ are singular points of the curves, in the terminology of algebraic geometry[21]; specifically, they are multiple points of index 2. The singular points of the natural boundaries for the Ising model on the square lattice also occur at these points and are also of index 2. However, the topology of the complex phases is different for the triangular and square lattices, reflecting the fact that the former is a tight-packed lattice without an AFM phase, while the latter is a loose-packed lattice.

As noted in paper I, using the general fact that the high-temperature and (for discrete spin models such as the Ising model) the low-temperature expansions have finite radii of convergence, we can use standard analytic continuation arguments to establish that not just the free energy and its derivatives, but also the magnetisation and susceptibility, are analytic functions within each of the complex-temperature extensions of the physical phases. This defines these functions as analytic functions of the respective complex variable (K , v , z , u , or others obtained from these). We refer the reader to paper I for other relevant background, definitions, and notation.

3 Analysis of Low-Temperature Series

3.1 Generalities

The low-temperature series expansion for $\bar{\chi}$ on the triangular lattice is given by

$$\bar{\chi} = 4u^3 \left(1 + \sum_{n=1}^{\infty} c_n u^n \right) \quad (3.1.1)$$

This expansion has a finite radius of convergence and, by analytic continuation from the physical low-temperature interval $0 \leq u < u_c$, applies throughout the complex extension of the FM phase. Since the u^3 factor is known exactly, it is convenient to study the remaining factor $\bar{\chi}_r = u^{-3}\bar{\chi}$. For the triangular lattice, following earlier work [3], the expansion coefficients $c_{n,t}$ were calculated by the King's College group to order $n = 13$ (i.e., $\bar{\chi}$ to $O(u^{16})$) in 1971 [22], and to order $n = 18$ (i.e., $\bar{\chi}$ to $O(u^{21})$) in 1975 [23]. As discussed above, it was noticed quite early that the low-temperature series does not give very good results for the position of the physical critical point or for its exponent (as this point is approached from within the FM phase), γ' . The cause for this was recognized to be the existence of the unphysical, complex-temperature singularity at u_e , the same distance from the origin as the physical singularity at u_c [4, 5]. We see that this is precisely the endpoint of the semi-infinite line segment discussed in section 2, which protrudes into the interior of the complex FM phase. Since at that time a primary goal was to study the physical critical

point and, e.g., test the lattice universality of critical exponents and various scaling relations, the complex-temperature singularity was understandably regarded as a nuisance, and methods were devised to transform the series expansion variable so as to map it farther from the origin than the physical critical point. We have noted above that Guttman, continuing his earlier work on complex-temperature singularities of the Ising model on various lattices [4, 5], carried out a study of this singularity at $u = -1/3$ on the triangular lattice and determined the corresponding exponent and critical amplitude, using ratio and dlog Padé methods.

Here we shall re-analyse this singularity using, in addition to dlog Padé approximants the powerful method of differential approximants. (For reviews of these methods, see Refs.[6], [24], and [25].) Given a knowledge of the locus of points where the free energy is non-analytic and where the magnetisation vanishes continuously, we have also been motivated to explore the behaviour of $\bar{\chi}$ at the point $u_s = -1$. Of course, a first thing to check is whether the low-temperature series for $\bar{\chi}$ on the triangular lattice has been calculated to higher order since the King's College work in 1975; we have found that apparently it has not [26, 27]. As one approaches a generic complex singular point denoted *sing* from within the complex-temperature extension of the FM phase, $\bar{\chi}$ is assumed to have the leading singularity

$$\bar{\chi}(u) \sim A'_{sing}(1 - u/u_{sing})^{-\gamma'_{sing}}(1 + a_1(1 - u/u_{sing}) + \dots) \quad (3.1.2)$$

where A'_{sing} and γ'_{sing} denote, respectively, the critical amplitude and the corresponding critical exponent, and the ... represent analytic confluent corrections. One may observe that we have not included non-analytic confluent corrections to the scaling form in eq. (1.3). The reason is that, although such terms are generally present at critical points in statistical mechanical models, previous studies have indicated that they are very weak or absent for the usual critical point of the 2D Ising model [28, 29]. The dlog Padé and differential approximants then directly give u_{sing} and γ'_{sing} . As noted above, since the prefactor u^3 is known and is analytic, we actually study $\bar{\chi}_r$.

3.2 Exponent γ'_e at $u = -1/3$, Revisited

We first re-examine the singularity at $u = -1/3$ previously studied in detail by Guttman [1]. This singularity is studied by an analysis of the low-temperature series expansion for χ , since the approach to this point from all directions in the complex u plane except directly from the left along the singular line segment (2.12) are from within the (complex-temperature extension of the) FM phase. For exploratory purposes, we first carried out a simple dlog Padé study of the series for $\bar{\chi}_r$ in the variable u . While this yielded a reasonably stable

location for the singularity, it did not yield very stable or accurate values for the exponent. An obvious reason for this is the presence of the physical critical point the same distance away from the origin. Accordingly, we transformed the series to one in the variable

$$\tilde{u} = \frac{u}{1 - 3u} \quad (3.2.1)$$

which has the effect of mapping the physical critical point to $\tilde{u} = \infty$ and the complex-temperature singularity at u_e to $\tilde{u}_e = -1/6 = -0.16666\dots$. A dlog Padé study of this series gives improved results for the location and exponent of the singularity. We obtained by far the most precise results using differential approximants. As is well known, this method is more powerful than dlog Padé approximants since it is able to represent an analytic background term as well as a singular term in a given function. In this method, the function $f = \bar{\chi}_r(\zeta)$ being approximated satisfies a linear ordinary differential equation (ODE) of K' th order, $\mathcal{L}_{\mathbf{M},L} f_K(\zeta) = \sum_{j=0}^K Q_j(\zeta) D^j f_K(\zeta) = R(\zeta)$, where $Q_j(\zeta) = \sum_{\ell=0}^{M_j} Q_{j,\ell} \zeta^\ell$ and $R(\zeta) = \sum_{\ell=0}^L R_\ell \zeta^\ell$ (and ζ denotes a generic complex variable). We shall use the implementation of the method in which $D \equiv \zeta d/d\zeta$. The solution to this ODE, with the initial condition $f(0) = 1$, is the resultant approximant, labelled as $[L/M_0; \dots; M_K]$. The general solution of the ODE has the form $f_j(\zeta) \sim A_j(\zeta) |\zeta - \zeta_j|^{-p_j} + B(\zeta)$ for $\zeta \rightarrow \zeta_j$. The singular points ζ_j are determined as the zeroes of $Q_K(\zeta)$ and are regular singular points of the ODE, and the exponents are given by $-p_j = K - 1 - Q_{K-1}(\zeta_j) / (\zeta_j Q'_K(\zeta_j))$. Given the above-mentioned evidence that for the 2D Ising model, non-analytic confluent singularities are weak or absent for the physical critical point, which motivates the form (1.3), $K = 1$ differential approximants should be sufficient for our purposes here. (Of course, $K = 2$ differential approximants could be used in a further study to investigate confluent singularities.) We also choose to use unbiased differential approximants since we wish to confirm that the location of the singularity is, indeed, at $u = -1/3$ as expected. The results of this analysis are given in Table 1. As expected, we obtain higher precision results using differential approximants on the series for $\bar{\chi}_r$ in the transformed variable \tilde{u} . These are given in Table 2.

The results of this study agree with the old inference of a singularity in $\bar{\chi}$ at $u = u_e = -1/3$ [5] (i.e., $\tilde{u} = -1/6$). We have found that the differential approximants yield a considerably more precise determination of the exponent than the dlog Padé approximants, and our results are in excellent agreement with Guttman's earlier conclusion using ratio and dlog Padé methods that $\gamma'_e = 5/4$ [1]. Specifically, we find

$$\gamma'_e = 1.249 \pm 0.005 \quad (3.2.2)$$

As will be discussed in our companion paper on the honeycomb lattice [11], the result (3.2.2) is closely related to two findings which we report there, viz., that for the Ising model on the

$[L/M_0; M_1]$	u_{sing}	$ u_{sing} - u_e / u_e $	γ'_e
[0/7; 7]	-0.3332767	1.7×10^{-4}	1.2426
[0/7; 8]	-0.3333619	0.86×10^{-4}	1.2522
[0/7; 9]	-0.3333237	2.9×10^{-5}	1.2476
[0/8; 7]	-0.3333691	1.1×10^{-4}	1.2530
[0/8; 8]	-0.3333447	3.4×10^{-5}	1.2502
[0/9; 7]	-0.3333107	0.68×10^{-4}	1.2460
[1/6; 6]	-0.3334340	3.0×10^{-4}	1.2594
[1/6; 7]	-0.3332574	2.3×10^{-4}	1.2407
[1/6; 8]	-0.3333707	1.1×10^{-4}	1.2534
[1/7; 6]	-0.3332608	2.2×10^{-4}	1.2410
[1/7; 7]	-0.3333296	1.1×10^{-5}	1.2478
[1/7; 8]	-0.3334177	2.5×10^{-4}	1.2602
[1/8; 6]	-0.3333782	1.3×10^{-4}	1.2542
[2/6; 6]	-0.3334040	2.1×10^{-4}	1.2581
[2/6; 7]	-0.3333311	0.68×10^{-5}	1.2494
[2/6; 8]	-0.3333613	0.84×10^{-4}	1.2524
[2/7; 6]	-0.3333310	0.69×10^{-5}	1.2494
[2/7; 7]	-0.3333301	0.96×10^{-5}	1.2484
[2/8; 6]	-0.3333618	0.85×10^{-4}	1.2525
[3/4; 6]	-0.3333208	3.8×10^{-5}	1.2282
[3/6; 6]	-0.3332486	2.5×10^{-4}	1.2374
[4/6; 4]	-0.3333540	0.62×10^{-4}	1.2553
[5/5; 6]	-0.3332986	1.0×10^{-4}	1.2423
[6/4; 6]	-0.3333335	0.47×10^{-6}	1.2463
[6/5; 5]	-0.3332566	2.3×10^{-4}	1.2375
[6/6; 4]	-0.3334199	2.6×10^{-4}	1.2624
[7/4; 4]	-0.3333719	1.2×10^{-4}	1.2570
[8/4; 3]	-0.3333846	1.5×10^{-4}	1.2596
[8/4; 4]	-0.3333423	2.7×10^{-5}	1.2511

Table 1: Values of u_{sing} and γ_e from differential approximants to low-temperature series for $\bar{\chi}_r(u)$. See text for definition of $[L/M_0, M_1]$ approximant. We only display entries which satisfy the accuracy criterion $|u_{sing} - u_e|/|u_e| \leq 3 \times 10^{-4}$ where $u_e = -1/3$.

$[L/M_0; M_1]$	\tilde{u}_{sing}	$ \tilde{u}_{sing} - \tilde{u}_e / \tilde{u}_e $	γ'_e
[0/6; 7]	-0.1666760	0.56×10^{-4}	1.2516
[0/6; 8]	-0.1666666	1.0×10^{-6}	1.2481
[0/7; 6]	-0.1666760	0.56×10^{-4}	1.2517
[0/7; 7]	-0.1666643	1.4×10^{-5}	1.2471
[0/7; 8]	-0.1666621	2.7×10^{-5}	1.2462
[0/7; 9]	-0.1666628	2.3×10^{-5}	1.2466
[0/8; 6]	-0.1666666	4.9×10^{-7}	1.2481
[0/8; 7]	-0.1666621	2.7×10^{-5}	1.2462
[0/8; 8]	-0.1666629	2.3×10^{-5}	1.2466
[0/9; 7]	-0.1666628	2.3×10^{-5}	1.2466
[1/6; 6]	-0.1666543	0.74×10^{-4}	1.2424
[1/6; 7]	-0.1666587	0.48×10^{-4}	1.2443
[1/6; 8]	-0.1666584	0.50×10^{-4}	1.2441
[1/7; 6]	-0.1666587	4.8×10^{-5}	1.2443
[1/7; 7]	-0.1666582	5.1×10^{-5}	1.2440
[1/7; 8]	-0.1666749	4.9×10^{-5}	1.2535
[1/8; 6]	-0.1666583	5.0×10^{-5}	1.2441
[1/8; 7]	-0.1666748	4.9×10^{-5}	1.2535
[2/5; 7]	-0.1666817	0.90×10^{-4}	1.2564
[2/6; 6]	-0.1666742	0.45×10^{-4}	1.2524
[2/6; 7]	-0.1666577	0.54×10^{-4}	1.2438
[2/6; 8]	-0.1666630	2.2×10^{-5}	1.2467
[2/7; 5]	-0.1666817	0.90×10^{-4}	1.2565
[2/7; 6]	-0.1666577	0.54×10^{-4}	1.2438
[2/7; 7]	-0.1666619	2.8×10^{-5}	1.2461
[2/8; 6]	-0.1666631	2.2×10^{-5}	1.2467

Table 2: Values of \tilde{u}_{sing} and γ'_e from differential approximants to low-temperature series for $\bar{\chi}_r(\tilde{u})$. See text for definition of $[L/M_0, M_1]$ approximant. We only display entries which satisfy the accuracy criterion $|u_{sing} - u_e|/|u_e| \leq 1 \times 10^{-4}$.

[3/5; 6]	-0.1666780	0.68×10^{-4}	1.2545
[3/5; 7]	-0.1666593	0.44×10^{-4}	1.2446
[3/6; 5]	-0.1666780	0.68×10^{-4}	1.2545
[3/6; 6]	-0.1666564	0.61×10^{-4}	1.2431
[3/6; 7]	-0.1666615	3.1×10^{-5}	1.2458
[3/7; 5]	-0.1666593	0.44×10^{-4}	1.2446
[3/7; 6]	-0.1666615	3.1×10^{-5}	1.2458
[4/5; 5]	-0.1666748	0.49×10^{-4}	1.2528
[4/5; 6]	-0.1666575	0.55×10^{-4}	1.2436
[4/5; 7]	-0.1666632	2.1×10^{-5}	1.2468
[4/6; 5]	-0.1666575	0.55×10^{-4}	1.2436
[4/6; 6]	-0.1666593	0.44×10^{-4}	1.2444
[4/7; 5]	-0.1666633	2.0×10^{-5}	1.2469
[5/5; 5]	-0.1666577	0.54×10^{-4}	1.2437
[5/5; 6]	-0.1666634	1.9×10^{-5}	1.2470
[5/6; 4]	-0.1666809	0.85×10^{-4}	1.2573
[5/6; 5]	-0.1666637	1.8×10^{-5}	1.2472
[6/4; 6]	-0.1666618	2.9×10^{-5}	1.2458
[6/5; 3]	-0.1666838	1.0×10^{-4}	1.2594
[6/5; 5]	-0.1666630	2.2×10^{-5}	1.2467
[6/6; 4]	-0.1666672	3.2×10^{-6}	1.2496
[7/4; 5]	-0.1666595	0.43×10^{-4}	1.2444
[7/5; 4]	-0.1666691	1.5×10^{-5}	1.2507
[8/5; 3]	-0.1666811	0.87×10^{-4}	1.2578

Table 3: continuation of Table 2.

honeycomb lattice, the (uniform) susceptibility $\bar{\chi}$ and the staggered susceptibility $\bar{\chi}^{(a)}$ have divergent singularities at the point $z = z_\ell = -1$ with respective exponents which we infer to have the values $\gamma'_\ell = \gamma'_{\ell,a} = 2\gamma'_e = 5/2$.

3.3 Critical Amplitude at $u = -1/3$ Singularity

Here we have used a method complementary to that employed earlier by Guttman to extract the critical amplitude A'_e [1]. Specifically, we compute the series for $(\bar{\chi}_r)^{1/\gamma'_e}$. Since the exact function $(\bar{\chi}_r)^{1/\gamma'_e}$ has a simple pole at u_e , one performs a Padé analysis on the series itself instead of its logarithmic derivative. The residue at this pole is

$$R_e = -u_e(A'_{r,e})^{1/\gamma'_e} \quad (3.3.1)$$

where $A'_{r,e}$ denotes the critical amplitude for $\bar{\chi}_r$. It follows that

$$A'_e = 4u_e^3 A'_{r,e} = -4(3)^{-7/4} R_e^{5/4} \quad (3.3.2)$$

Using the inferred value $\gamma'_e = 5/4$ to compute the series, extracting the residue R_e , and then using eq. (3.3.2), we obtain the critical amplitude. We have also done the same analysis on the transformed series in the variable $\tilde{u} = u/(1-3u)$ for which the physical critical point is mapped to infinity, and u_e to $\tilde{u}_e = -1/6$. Equating the singular forms

$$\begin{aligned} \bar{\chi}(u) &\sim A'_e(1-u/u_e)^{-5/4} \\ &= \bar{\chi}(\tilde{u}) \sim \tilde{A}'_e(1-\tilde{u}/\tilde{u}_e)^{-5/4} \end{aligned} \quad (3.3.3)$$

we have

$$A'_e = 2^{5/4} \tilde{A}'_e \quad (3.3.4)$$

In our analysis of the Padé results, we plot the individual determinations of the critical amplitude from each $[L/M]$ approximant as a function of the accuracy with which that approximant locates the singular point, as measured by the relative deviation $|u_{sing} - u_e|/|u_e|$ and $|\tilde{u}_{sing} - \tilde{u}_e|/|\tilde{u}_e|$. We obtain the final estimate of the critical amplitude by extrapolating these results to zero deviations. Combining our results from both analyses, we obtain the result

$$A'_e = -0.05766 \pm 0.00015 \quad (3.3.5)$$

This agrees with the result by Guttman [1], cited in eq. (1.5) and has a somewhat smaller estimated uncertainty.

It is of interest to compare this with the critical amplitude at the physical critical point, as approached from within the FM phase. For reference, we note that many authors express the singularity in terms of T rather than u , viz.,

$$\begin{aligned}\bar{\chi}_{sing} &\sim A'_{c,T}(1 - T/T_c)^{-\gamma'} \\ &\sim A'_c(1 - u/u_c)^{-\gamma'}\end{aligned}\tag{3.3.6}$$

with $\gamma' = 7/4$. The critical amplitudes are related according to

$$A'_c = (4K_c)^{7/4}A'_{c,T}\tag{3.3.7}$$

An early analysis by Essam and Fisher of a low-temperature series for $\bar{\chi}$ up to $O(u^{10})$ for $\bar{\chi}$ yielded the result [35] $A'_{c,T} = 0.0248 \pm 0.0006$, or equivalently, $A'_c = 0.0292 \pm 0.0007$. A more accurate determination was made by Guttman [32], based on the series for $\bar{\chi}$ calculated to order $O(u^{21})$ [23], with the result $A'_{c,T} = 0.0246 \pm 0.0002$, i.e., $A_c = 0.0290 \pm 0.0002$. In the same paper, using a generalised law of corresponding states, as formulated in Ref. [30] (further discussed in Ref. [31]), Guttman obtained a high-precision analytic determination of the critical amplitudes for the Ising susceptibility for the triangular, honeycomb, and kagomé lattices (analogous to that obtained in Ref. [28] for the square lattice). For the triangular lattice, he calculated

$$A'_{c,T} = 0.0245189020 \quad \text{i.e., } A'_c = 0.028905388\tag{3.3.8}$$

Using this in conjunction with eq. (3.3.5), we find

$$\frac{A'_e}{A'_c} = -(1.995 \pm 0.005)\tag{3.3.9}$$

where the uncertainty arises completely from the uncertainty in A'_e . One may observe that the ratio (3.3.9) is slightly less than, but close to, the simple relation $A'_e/A'_c = -2$. We should note, however, that we do not know of a specific analytic basis for such a simple amplitude relation.

3.4 On the Singularity at $u = -1$

Although the complex-temperature phase diagram of the Ising model on the triangular lattice is different from that on the square lattice, the point $u = u_s = -1$ is somewhat similar for both of these lattices, in the sense that at this point on the two respective lattices, (i) the spontaneous magnetisation and the inverse correlation length vanish continuously as one approaches this point from within the complex FM phase (as will be discussed further

below). The differences include the fact that (ii) on the square lattice, the complex PM, FM, and AFM phases are all contiguous at $u = -1$, whereas on the triangular lattice, only the complex FM and PM phases are contiguous (there is no AFM phase); and (iii) on the square lattice, the point $u = -1$ can be reached by moving in a straight line outward along the negative real axis from the origin in the u -plane, whereas on the triangular lattice, it cannot be; one first encounters the endpoint of the singular semi-infinite line segment (2.12) at $u = -1/3$. It is thus naturally of interest to investigate the behaviour of the susceptibility at $u = -1$.

For this purpose, we have carried out an analysis of the low-temperature series for $\bar{\chi}$ on the triangular lattice, using dlog Padé and differential approximant methods. However, we have found that the series, at least at the order to which it has been calculated, cannot probe this point very sensitively. We believe that the reason for this is the property (iii) listed above, viz., the fact that the series is dominated by the singularity at $u = -1/3$, which is not only closer to the origin but also directly in front of the point $u = -1$ as approached from the origin. This is just as true of the series transformed to the variable \tilde{u} as it is of the series in u since the image of the point $u = -1/3$ is at $\tilde{u} = -1/6$, directly in front of the image of the point $u = -1$, at $\tilde{u} = -1/4$, as approached from the origin in the \tilde{u} plane. Hence, one does not expect the series transformed to the \tilde{u} variable to be more sensitive to the $u = -1$ singularity, and, indeed, it is not. We have analysed the series with many transformations of expansion variables which are designed to map both the $u = -1/3$ singularity and the physical critical point at $u = 1/3$ farther away from the origin than the $u = -1$ singularity. Examples include $u_{trans.} = \sinh(u)/(1 - 9u^2)$ and $u_{trans.} = u \exp(a(1 + u)^p - a)$ for various $a > 0$ and positive even integer p . However, even in the transformed variables, the series yield inconclusive results for γ'_s . We can say that if the scaling relation $\alpha' + 2\beta + \gamma' = 2$ holds at $u = -1$ for the Ising model on the triangular lattice, as it does on the square lattice, then, given the exact result that $\beta_s = 3/8$ (see eq. (4.1.1) below) and our finding that $\alpha'_s = 0$ from the exact free energy (see eq. (6.3.1) below), it would follow that $\gamma'_s = 5/4$, which would be equal to the value of the exponent γ'_s for the singularity at u_e .

In passing, we note that the analogue of the transformation to an elliptic modulus variable which we found to be very valuable in the case of the square lattice is not helpful here, for reasons which can easily be explained. The requisite elliptic modulus is clear from the exact solutions for the free energy [13] and spontaneous magnetisation [18] of the model (the latter of which can be written as $M = (1 - (k_<)^2)^{1/8}$) and is given by

$$k_< = \frac{4u^{3/2}}{(1 + 3u)^{1/2}(1 - u)^{3/2}} \quad (3.4.1)$$

First, the image of the singular boundary (2.11)-(2.12) extends all the way in to the origin

in the complex $k_{<}$ -plane. Specifically, the semi-infinite line segment (2.12) is mapped via a 2-valued homomorphism to the segment $-1 \leq (k_{<}) \leq 0$. This is quite different from the situation for the square lattice, where the mapping from u to the elliptic modulus variable for that lattice, viz., $k_{<} = 4u/(1-u)^2$, mapped the boundary of the complex FM phase to the unit circle $|k_{<}| = 1$, so that no portion of this boundary impinged upon the origin in the complex $(k_{<})$ -plane. A second important difference is that whereas for the square lattice, $|k_{<}|$ is less than unity in the complex FM phase, for the triangular lattice, $|k_{<}|$ is not only not less than unity in this phase; it actually diverges as one approaches the endpoint u_e of the singular line segment protruding into this phase. To see this, let

$$u = -\frac{1}{3} + \frac{1}{3}\epsilon e^{i\phi} \quad (3.4.2)$$

where ϵ is real and positive. Then,

$$k_{<} \rightarrow -\frac{i}{2(\epsilon e^{i\phi})^{1/2}} \quad \text{as } \epsilon \rightarrow 0 \quad (3.4.3)$$

Taking the branch cut for the fractional powers in (3.4.1) to lie from $u = u_e$ to $u = -\infty$, then for the approach to $u = -1/3$ from the origin along the negative real axis, which corresponds to $\phi = 0$ in eqs. (3.4.2) and (3.4.3), $k_{<} \sim -(i/2)(\epsilon)^{-1/2} \rightarrow -i\infty$.

4 Behaviour of Magnetisation and Implications

4.1 Divergence of M at $u = -1/3$

In discussing our results for the singularity in $\bar{\chi}$ at $u = u_e - 1/3$, we first note that some insight into the location of this singularity can be gained from an examination of the exact expression for the spontaneous magnetisation of the Ising model on the triangular lattice [18]:

$$M = \left(\frac{1+u}{1-u}\right)^{3/8} \left(\frac{1-3u}{1+3u}\right)^{1/8} \quad (4.1.1)$$

which applies within the physical FM phase and, by analytic continuation, throughout the complex-temperature extension of this phase as shown in Fig. 1(a). (Of course, outside of this complex-extended FM phase, M vanishes identically.) M diverges² at the point u_e , with exponent

$$\beta_e = -\frac{1}{8} \quad (4.1.2)$$

² For physical temperatures, the unit-normalized magnetisation is bounded to lie between 0 and 1. However, this bound does not apply for complex temperatures, and, indeed, nothing prevents M from having divergent singularities for complex temperatures.

Thus it is not surprising that at a point such as u_e where there is a singularity in M , there is also a related singularity in $\bar{\chi}$.

4.2 Theorem on $M \rightarrow \infty \Rightarrow \chi \rightarrow \infty$

Such an exotic phenomenon as a divergent spontaneous magnetisation has received very little attention in the literature. We begin by stating and proving a theorem which deals with an important effect of such a divergence. First, we prove a lemma concerning 2-spin correlation functions:

Lemma 1

Assume that a given statistical mechanical model has a phase with ferromagnetic long-range order. In this phase, and in its extension to complex temperature, the 2-spin correlation function can always be written in the form

$$\langle \sigma_n \sigma_{n'} \rangle = M^2 c(n, n') \quad (4.2.1)$$

where M is the spontaneous magnetisation and $c(n, n')$ contains all of the dependence on the lattice sites n and n' .

Proof

This result follows easily from the fact that one of the equivalent definitions of M is precisely via the relation

$$M^2 = \lim_{|n-n'| \rightarrow \infty} \langle \sigma_n \sigma_{n'} \rangle \quad (4.2.2)$$

Given the correlation function $\langle \sigma_n \sigma_{n'} \rangle$, one may thus calculate M^2 from the limit (4.2.2) and divide, thereby obtaining the function $c(n, n')$ (with the property $\lim_{|n-n'| \rightarrow \infty} c(n, n') = 1$). \square

As an immediate corollary, we have

Lemma 2

Assume that a given statistical mechanical model has a phase with ferromagnetic long-range order. In this phase, and in its extension to complex temperature, the connected 2-spin correlation function can always be written in the form

$$\langle \sigma_n \sigma_{n'} \rangle_{conn.} = M^2 c(n, n')_{conn.} \quad (4.2.3)$$

where M is the spontaneous magnetisation and $c(n, n')_{conn.}$ contains all of the dependence on the lattice sites n and n' .

Proof

This follows immediately from the definition of the connected 2-spin correlation function as $\langle \sigma_n \sigma_{n'} \rangle_{conn.} \equiv \langle \sigma_n \sigma_{n'} \rangle - M^2$, which also shows that $c(n, n')_{conn.} = c(n, n') - 1$. \square

We then proceed to

Theorem 1.

If the magnetisation M diverges as one approaches a given point from within the (complex-temperature extension of the) ferromagnetic phase, then, in the same limit, the susceptibility also diverges.

Proof

The susceptibility $\bar{\chi}$ is given as the sum over the connected 2-spin correlation functions

$$\begin{aligned} \bar{\chi} &= N_s^{-1} \lim_{N_s \rightarrow \infty} \sum_{n, n'} \langle \sigma_n \sigma_{n'} \rangle_{conn.} \\ &= \sum_n \langle \sigma_0 \sigma_n \rangle_{conn.} \end{aligned} \quad (4.2.4)$$

(where the homogeneity of the lattice has been used in the second line). Using Lemma 2, we have

$$\bar{\chi} = M^2 \sum_n c(n, n')_{conn.} \quad (4.2.5)$$

It follows that, in general, a divergence in M will cause a divergence in $\bar{\chi}$. \square

Note that this would be true even in the hypothetical case in which M is divergent but the correlation length is finite, so that the sum $\sum_n c(n, n')_{conn.}$ converges. In passing, we note that if M diverges at a given point u_0 (or the corresponding points z_0), this will correspond to the infinite set of values of K which map to u_0 or the set of z_0 according to the symmetries (2.5) and, for even q , (2.6).

We next apply Theorem 1 to our immediate topic of study:

Corollary 1.

For the Ising model on the triangular lattice, $\bar{\chi}$ has a divergent singularity at $u = -1/3$.

Proof

This follows from the fact that, as we know from the exact result, (4.1.1), M (analytically continued throughout the complex-temperature extension of the FM phase) diverges at $u = -1/3$ together with Theorem 1. \square

Note that unlike the study of the low-temperature series, which is, of course, approximate since the series only extends to finite order, this is an exact rigorous result. What the studies by Guttman [1] and the present authors yielded beyond the result of the theorem was the actual values of the exponent γ'_e and critical amplitude A'_e .

Also, observe that we did not explicitly use any property of the correlation length to make this conclusion. Our theorem and corollary also allow us to infer without a direct calculation that the correlation length does in fact diverge at $u = -1/3$ (as this point is approached from the interior of the complex-temperature extension of the FM phase, i.e. from all directions except from the left along the singular line segment (2.12)). We can deduce this because if the correlation length were finite, then the sum over 2-spin correlation functions in (4.2.4) would be finite. (Since only the large-distance behaviour is relevant to a possible divergence, one can replace the sum by an integral, and because of the exponential damping from $\langle \sigma_0 \sigma_r \rangle \sim r^{-p} e^{r/\xi}$, the integral is finite.) But then since the only divergence would arise from the prefactor of M^2 , we would have the exponent relation $\gamma'_e = -2\beta_e$. Since $-2\beta_e = 1/4$, while the series analyses yield $\gamma'_e = 5/4$, the above exponent relation does not hold. This shows then, that the correlation length diverges at $u = -1/3$.

4.3 Other Singularities of M

In addition to its divergence at $u = -1/3$, M as given by (4.1.1) vanishes continuously at the complex-temperature point $u = u_s = -1$, with exponent

$$\beta_s = \frac{3}{8} \tag{4.3.1}$$

as well as the usual critical point, $u = u_c = 1/3$ (with exponent $\beta = 1/8$). With the exception of these two points, u_c and u_s , M vanishes discontinuously elsewhere along the outer boundary of the complex-temperature extension of the FM phase. Note that despite the $(1 - u)^{-3/8}$ factor in the exact expression (4.1.1), M does not in fact diverge at $u = 1$, since this point lies outside the region where eq. (4.1.1) applies (which, we recall, is the region which can be reached by analytic continuation from the physical FM phase, i.e. the complex-temperature extension of the FM phase).

5 Some Remarks on Scaling Relations

We have previously shown that in general at complex temperature singularities, a number of the usual scaling relations applicable for physical critical points do not hold. In particular, for the Ising model on the square lattice we have proved [8, 10] that as one approaches the boundary of the complex-temperature extension of the symmetric, PM phase, the susceptibility has only finite non-analyticities, except for its divergence at the physical critical point. Our proof was based on the fact that in this limit, the inverse correlation length only vanishes at the physical critical point. From our theorem, it follows that at the points $v = \pm i$ (i.e., the point $u = u_s = -1$), as approached from within the complex PM phase, the exponent describing the finite non-analyticity in $\bar{\chi}$ is negative: $\gamma_s < 0$. On the other hand, at this point $u_s = -1$, as approached from within the interior of the complex-temperature extension of the FM phase, $\bar{\chi}$ does diverge [9, 10]. As we noted in Ref. [10], this implies, among other things, that at this singularity, $u = u_s = -1$, $\gamma_s \neq \gamma'_s$. This violates the exponent scaling relation (derived from the usual renormalization-group method) applicable at physical critical points, that $\gamma' = \gamma$.

Secondly, we have shown [10] by the use of exact results for the magnetisation, that universality, in the sense that critical exponents are independent of lattice type, is, in general, violated at complex-temperature singularities.

Thirdly, we have shown [10] that for the square lattice, as one approaches the point $u = u_s = -1$ from within the complex FM (or AFM) phase, the inverse correlation length $\xi_{FM,row}^{-1}$ defined from the row (or equivalently, column) connected 2-spin correlation functions (analytically continued throughout the complex-temperature extension of the FM phase) vanishes like $|1 + u|^{\nu'_s}$ with $\nu'_s = 1$, whereas the inverse correlation length $\xi_{FM,d}^{-1}$ defined from the diagonal connected 2-spin correlation functions vanishes like $|1 + u|^{-\nu_{s,diag}}$ with $\nu_{s,diag} = 2$ in the same limit. As noted in paper I, this situation is unprecedented for physical critical points. Indeed, more generally, using the exact calculation of the asymptotic form of the 2-spin correlation function $\langle \sigma_{0,0} \sigma_{m,n} \rangle$ [34] for the square lattice (analytically continued throughout the complex FM phase), we have shown that the inverse correlation length extracted from $\langle \sigma_{0,0} \sigma_{m,n} \rangle_{conn.}$ as $r = (m^2 + n^2)^{1/2} \rightarrow \infty$ vanishes as $u \rightarrow u_s$ from within the complex FM phase like $|u + 1|^{\nu'_s}$ with $\nu'_s = 1$ if $\theta = \arctan(m/n)$ does not represent a diagonal of the lattice, i.e. is not equal to $\pm\pi/2$ or $\pm 3\pi/2$. This result means that for the Ising model on the square lattice, as one approaches $u = -1$ from within the complex FM phase, the spin-spin correlations along the diagonal become long-ranged faster than those in other directions. This, in turn, undermines the naive use of renormalization group methods to derive scaling relations for exponents since these methods rely on the existence of a single

diverging length scale provided by the correlation length.

Nevertheless, one does find [9, 10] that for the square lattice, as one approaches the point $u = -1$ from within the complex FM phase, the exactly known exponents $\alpha'_s = 0$ (log divergence in specific heat) and $\beta_s = 1/4$, together with the inferred exact result [9, 10] $\gamma'_s = 3/2$, satisfy the scaling relation $\alpha'_s + 2\beta_s + \gamma'_s = 2$. However, as we noted [10], the corresponding relation for the approach to $u = -1$ from within the symmetric phase, viz., $\alpha_s + 2\beta_s + \gamma_s = 2$ is false, since $\alpha_s = 0$ (log divergence) and, as mentioned above, $\gamma_s < 0$.

These findings show that universality, scaling, and exponent relations which were applicable to physical critical points do not, in general, hold for complex-temperature singular points. In particular, for the subset of these complex-temperature singularities where M diverges, there is yet another unusual implication. Let us define

$$t \equiv |T - T_c|/T_c \quad (5.1)$$

As $t \rightarrow 0$, the connected 2-spin correlation function approaches the critical decay

$$\langle \sigma_0 \sigma_r \rangle_{conn.} \rightarrow r^{-(d-2+\eta)} \quad (5.2)$$

In the FM phase, this correlation function can also be written in the form (4.2.3), i.e., $\langle \sigma_n \sigma_{n'} \rangle_{conn.} = M^2 c(n, n')$. Then according to standard assumptions of scaling and the renormalization group, as $t \rightarrow 0$ and $r \rightarrow \infty$ with

$$\rho = r/\xi \quad (5.3)$$

fixed, where $\xi \sim t^{-\nu}$, the spatially-dependent term $c(n, n')$ becomes only a function of the scaled length, ρ , i.e.,

$$c(n, n') \sim \rho^{-(d-2+\eta)} \quad (5.4)$$

so that in this limit, $r^{-(d-2+\eta)} \sim t^{2\beta} / (rt^{\nu'})^{(d-2+\eta)}$, and hence

$$2\beta = \nu'(d - 2 + \eta) \quad (5.5)$$

which is one of the well-known scaling relations among critical exponents. Now recall that this use of the renormalization group requires a divergent correlation length, so ν' must be positive.³ But if $\beta < 0$, as is the case for a complex-temperature singularity where M diverges, then eq. (5.5) implies that $d - 2 + \eta < 0$, so that the critical connected 2-spin correlation function, eq. (5.2), diverges with the distance r between the spins, rather than

³As usual, logarithmic factors could, in principle, be present, in particular, at the upper critical dimensionality; they would not change the value of the algebraic exponents.

having its usual decay to zero as $r \rightarrow \infty$. Of course, this behaviour could never happen for physical temperatures, but it is forced on us at a complex-temperature critical point where (i) M diverges, provided that (ii) the correlation length also diverges at this point and, (ii) the usual scaling assumption for the 2-spin correlation function is valid.

6 Behaviour of the Specific Heat

6.1 General

By re-expressing the exact solution [13]⁴ for the specific heat C for the Ising model on the triangular lattice in the FM phase in terms of the variable u , we obtain

$$k_B^{-1} K^{-2} C = -\frac{8u}{(1-u)^2} + \frac{2(3u^3 + 9u^2 - 7u + 3)k_{<}}{\pi u^{3/2}(1-u)^2} K(k_{<}) - \frac{6(1-u)k_{<}}{\pi u^{3/2}} E(k_{<}) \quad (6.1.1)$$

where $K(k) = \int_0^{\pi/2} d\theta [1 - k^2 \sin^2 \theta]^{-1/2}$ and $E(k) = \int_0^{\pi/2} d\theta [1 - k^2 \sin^2 \theta]^{1/2}$ are the complete elliptic integrals of the first and second kinds, respectively, depending on the the elliptic modulus k , and $k_{<}$ was given in eq. (3.4.1).

6.2 Vicinity of $u = -1/3$

To consider the approach to the point $u = -1/3$ from within the complex extension of the FM phase, we use eq. (3.4.2) with $\epsilon \rightarrow 0$ and hence (3.4.3). We let $k_{<} \equiv i\kappa/\kappa'$, where κ' is the complementary elliptic modulus satisfying $\kappa^2 + \kappa'^2 = 1$. It follows that as $u \rightarrow -1/3$, $\kappa = \epsilon/(4 + \epsilon) \rightarrow 0$. Using the identity [33]

$$K(i\kappa/\kappa') = \kappa' K(\kappa) \quad (6.2.1)$$

we find that the term involving $K(k_{<})$ in eq. (6.1.1) approaches a constant times $(1+3u)^{-1/2}$. In the second term, one factor of $(1+3u)^{-1/2}$ comes from the $k_{<}$ while another comes from the elliptic integral $E(k_{<})$, so that this term diverges like $(1+3u)^{-1}$. This is the leading divergence in C , so we thus obtain the exact result that as $u \rightarrow -1/3$ from within the complex FM phase, the critical exponent for the specific heat is

$$\alpha'_e = 1 \quad (6.2.2)$$

⁴Houtappel's expressions for the internal energy and specific heat, eqs. (108) and (109), respectively, in Ref. [13], are incorrect if one uses the integrals $\epsilon_1(\beta)$ and $\epsilon_2(\beta)$ as he defines them, with the range of integration from $\phi = 0$ to 2π . If, instead, one takes the range of integration from $\phi = 0$ to $\phi = \pi/2$, so that the integrals are just the usual elliptic integrals $K(\sqrt{\beta})$ and $E(\sqrt{\beta})$, then his eqs. (108) and (109) become correct.

To our knowledge, this is the first time an algebraic power has been found for the specific heat critical exponent at a singular point in a 2D Ising model. For the critical amplitude, we calculate (taking $\phi = 0$ in eq. (3.4.2))

$$k_B^{-1}K^{-2}C \rightarrow -\frac{2(3)^{3/2}}{\pi}|1+3u|^{-1} \quad (6.2.3)$$

The infinite set of K values corresponding to the point $u = -1/3$ is

$$K = \frac{1}{4} \ln 3 - \frac{(2n+1)i\pi}{4} \quad (6.2.4)$$

where $n \in Z$.

6.3 Vicinity of $u = -1$

We first observe that as $u \rightarrow -1$ from within the complex FM phase, $k_{<} \rightarrow -1$. It follows that in this case the term involving $E(k_{<})$ in eq. (6.1.1) is finite while the term involving $K(k_{<})$ diverges logarithmically, so that at this point $u_s = -1$,

$$\alpha'_s = 0 \quad (\log \text{ div}) \quad (6.3.1)$$

Thus, the divergence in the specific heat at $u = -1$ on the triangular lattice is of the same logarithmic type that it is [9, 10] at $u = -1$ on the square lattice, and the same as it is at the respective physical critical points on both the square and triangular (as well as honeycomb) lattices. For the critical amplitude, using the Taylor series expansion of $k_{<}$, as a function of u , near $u = -1$,

$$k_{<} = -1 - 2^{-3}(1+u)^3 + O((1+u)^4) \quad (6.3.2)$$

we calculate

$$k_B^{-1}K^{-2}C \rightarrow \frac{12i}{\pi} \ln |1+u| \quad \text{as } u \rightarrow -1 \quad (6.3.3)$$

The infinite set of K values corresponding to this point was given in eq. (3.1.8) of paper I: $K = -i\pi/4 + ni\pi/2$ where $n \in Z$.

One can also consider the approach to $u = -1$ from within the complex-temperature extension of the symmetric, PM phase (from the upper left or lower left in Fig. 1(a)). Using the exact expression for the specific heat applicable in the symmetric phase [13, 14], we find the same logarithmic divergence in C , so that the corresponding exponent is

$$\alpha_s = 0 \quad (\log \text{ div}) \quad (6.3.4)$$

7 Behaviour of χ at the Boundary of the PM Phase

For the square lattice, we have proved [8, 10] that the susceptibility has at most finite singularities on the boundary of the complex FM phase, aside from the physical critical point and the singular point at $u = -1$. We expect a similar result to hold for the triangular lattice, although to show this with complete rigour, it would be desirable to perform an analysis of the asymptotic behaviour of the general connected 2-spin correlation function $\langle \sigma_{0,0} \sigma_{m,n} \rangle$, as $r = (m^2 + n^2)^{1/2} \rightarrow \infty$, which has not, to our knowledge, yet been done.

We have carried out a study of the high-temperature expansions for $\bar{\chi}$ on the triangular lattice in order to search for complex-temperature singularities. Since these singularities are presumably finite, we used the method of differential approximants, which is capable of representing such a finite singularity in a function even in the presence of an analytic background term. The high-temperature series for $\bar{\chi}$ on the triangular lattice was calculated in 1971 to $O(v^{16})$ [36]. We have checked and found that apparently it has not been calculated to higher order since [26]. Mainly because of the shortness of the series, our study did not yield a definite value for the exponent γ_s at the points $v = \pm i$ corresponding to the point $u = -1$ as approached from within the complex PM phase. This might be possible with a substantially longer high-temperature series.

8 Conclusions

In this paper we have investigated the complex-temperature singularities of the (zero-field) susceptibility $\bar{\chi}$ for the Ising model on the triangular lattice. As part of this study, from an analysis of the low-temperature series using differential approximants, we have obtained evidence which agrees with and strengthens the earlier conclusion by Guttman [1] from ratio and dlog Padé methods that $\bar{\chi}$ diverges like $|1 - u/u_e|^{-\gamma'_e}$ at the endpoint $u_e = -1/3$ with exponent $\gamma'_e = 5/4$ and have obtained a somewhat more precise determination of the critical amplitude, again in agreement with Ref. [1]. We also discussed how this behaviour of $\bar{\chi}$ is related to the unusual feature that the spontaneous magnetisation diverges at this point, and some implications of this. From exact results, we extracted the specific heat critical exponents at $u = -1/3$ and $u = -1$, which are, respectively, $\alpha'_e = 1$ and $\alpha_s = 0$ (log divergence). Finally, we have commented on non-analyticities of $\bar{\chi}$ which could occur as one approaches the boundary of the symmetric phase from within that phase.

One of us (RS) would like to thank Prof. David Gaunt and Prof. Tony Guttman for information about the current status of the series expansions for the triangular lattice. RS

would also like to thank Prof. Tony Guttman for kindly informing us of several of his early works on complex-temperature singularities and for discussions of these works. This research was supported in part by the NSF grant PHY-93-09888.

References

- [1] Guttman, A. J. 1975 *J. Phys. A: Math. Gen.* **8** 1236.
- [2] Wiles, A. 1993, seminar and Princeton Univ. manuscript; Ribet, K. 1993 *Notices Am. Math. Soc.* **40** 575 and references therein; Taylor, R. and Wiles, A. 1994, Princeton manuscript.
- [3] Sykes, M. F., Essam, J. W., Gaunt, D. S. 1965 *J. Math. Phys.* **6** 283 and references therein.
- [4] Thompson, C. J., Guttman, A. J., Ninham, B. W. 1969 *J. Phys. C* **2** 1889; Guttman, A. J. 1969 *ibid*, 1900.
- [5] Domb, C. and Guttman, A. J. 1970 *J. Phys. C* **3** 1652.
- [6] Gaunt, D. S. and Guttman, A. J. 1974 in *Phase Transitions and Critical Phenomena*, eds. Domb, C and Green, M. S. (Academic Press, New York), vol. 3, 181.
- [7] Itzykson, C., Pearson, R., and Zuber, J.B. 1983 *Nucl. Phys. B* **220** 415.
- [8] Marchesini, G. and Shrock, R. E. 1989 *Nucl. Phys. B* **318** 541.
- [9] Enting, I. G., Guttman, A. J., and Jensen, I. 1994 “Low-Temperature Series Expansions for the Spin-1 Ising Model” (April, 1994), *J. Phys. A: Math. Gen.*, in press.
- [10] Matveev, V. and Shrock, R., “Complex-Temperature Singularities of the Susceptibility in the $d = 2$ Ising Model. I. Square Lattice” ITP-SB-94-37 (Aug. 1994) (hep-lat/9408020), submitted to *J. Phys. A: Math. Gen.*.
- [11] Matveev, V. and Shrock, R., “Complex-Temperature Singularities in the $d = 2$ Ising Model. III. Honeycomb Lattice”, ITP-SB-94-54.
- [12] Onsager, L. 1944 *Phys. Rev.* **65** 117.

- [13] Houtappel, R. M. F. 1950 *Physica* **16** 425; Husimi, K. and Syozi, I. 1950 *Prog. Theor. Phys.* **5** 177; Syozi, I. 1950 *Prog. Theor. Phys.* **5** 341; Newell, G. F. 1950 *Phys. Rev.* **79** 876; Temperley, H. N. V. 1950 *Proc. Roy. Soc.* **A202** 202; Wannier, G. H. 1950 *Phys. Rev.* **79** (1950) 357. See also Potts, R. B. 1955 *Proc. Phys. Soc. (London)* A **68** 145.
- [14] Domb, C. 1960 *Adv. in Phys.* **9** 149.
- [15] Domb, C. 1972 in *Phase Transitions and Critical Phenomena*, Domb, C. and Green, M. S. eds. (Academic Press, New York, 1974), vol. 3, 357.
- [16] Baxter, R. J. 1982 *Exactly Solved Models in Statistical Mechanics* (Academic Press, New York).
- [17] Yang, C. N. 1952 *Phys. Rev.* **85** 808.
- [18] Potts, R. B. 1952 *Phys. Rev.* **88** 352.
- [19] Stephenson, J. 1964 *J. Math. Phys.* **5** 1009; 1970 *J. Math. Phys.* **11** 413.
- [20] Fisher, M. E. 1965 *Lectures in Theoretical Physics* (Univ. of Colorado Press, Boulder), vol. 12C, p. 1.
- [21] Lefschetz, S. 1953 *Algebraic Geometry* (Princeton University Press, Princeton).
- [22] Sykes, M. F., Gaunt, D. S., Martin, J. L, Mattingly, S. R., and Essam, J. W. 1973 *J. Math. Phys. A: Math. Gen.* **14** 1071.
- [23] Sykes, Watts, M. G., and Gaunt, D. S. 1975 *J. Math. Phys. A: Math. Gen.* **8** 1448.
- [24] Baker, G. A. 1975 *Essentials of Padé Approximants* (Academic Press, New York); Baker, G. and Graves-Morris, P. 1981 *Padé Approximants*, in *Encyclopedia of Mathematics and its Applications*, G.-C. Rota, ed. (Addison-Wesley, New York) vol. 13.
- [25] Guttmann, A. J. 1989 in *Phase Transitions and Critical Phenomena*, Domb, C. and Lebowitz, J., eds. (Academic Press, New York) vol. 13.
- [26] Gaunt, D. S. 1994, private communication.
- [27] Guttmann, A. J. 1994, private communication.
- [28] Barouch, E., McCoy, B., and Wu, T. T. 1973 *Phys. Rev. Lett.* **31** 1409; Wu, T. T., McCoy, B., Tracy, C. A., and Barouch, E. 1976 *Phys. Rev. B* **13** 316.

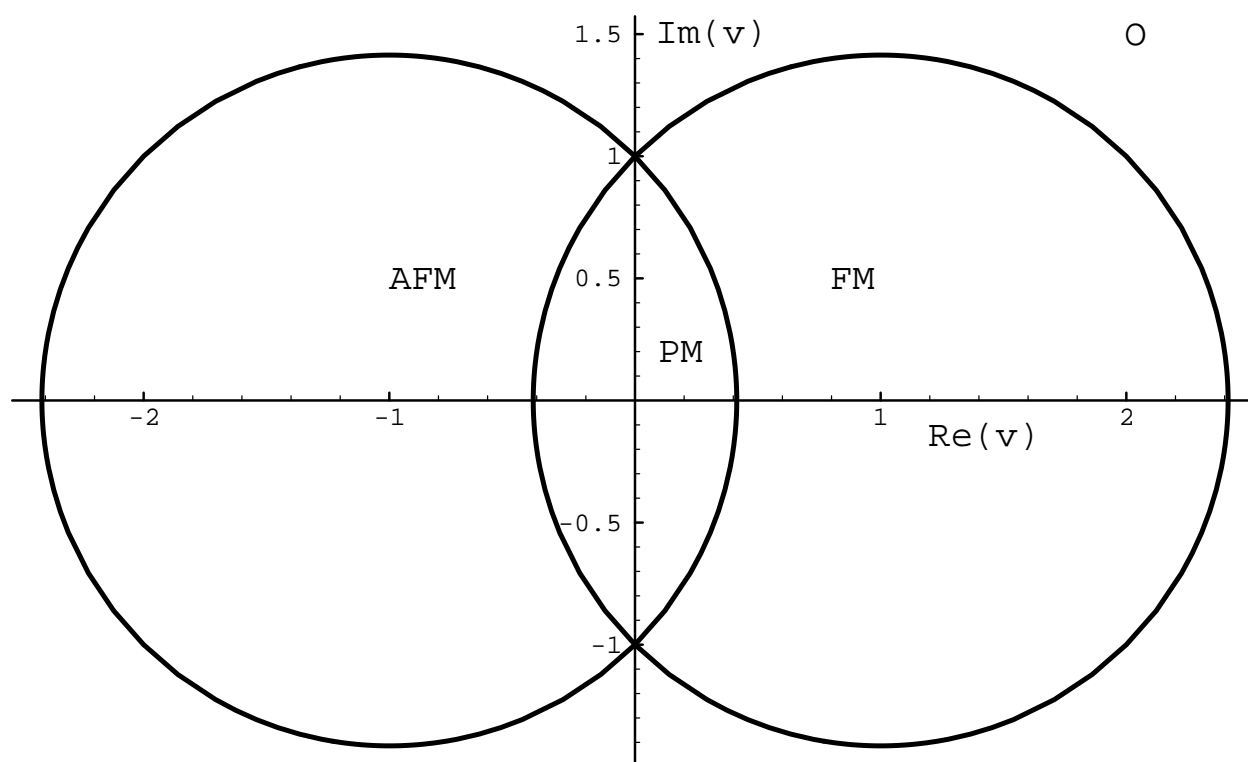
- [29] Barma, M. and Fisher, M. E. 1985 *Phys. Rev. B* **31** 5954.
- [30] Betts, D. D., Guttman, A. J., and Joyce, G. S. 1971 *J. Phys. C* **4** 1994.
- [31] Thompson, C. J. and Guttman, A. J. 1975 *Phys. Lett. A* **53** 315.; Guttman, A. J. 1977 *J. Phys. A: Math. Gen.* **10** 1911; Gaunt, D. S. and Guttman, A. J. 1978 *J. Phys. A; Math. Gen.* **11** 1381.
- [32] Guttman, A. J. 1973 *Phys. Rev. B* **9** 4991.
- [33] Gradshteyn, I. S. and Ryzhik, I. M. 1980 *Table of Integrals, Series, and Products* (Academic Press, New York), eq. (8.128.1).
- [34] Cheng, H. and Wu, T. T. 1967 *Phys. Rev.* **164** 719.
- [35] Essam, J. W. and Fisher, M. E. 1963 *J. Chem. Phys.* **38** 1802.
- [36] Sykes, M. F., Gaunt, D. S., Roberts P. D., and Wyles J. A. 1972 *J. Phys. A: Math. Gen.* **5** 624.

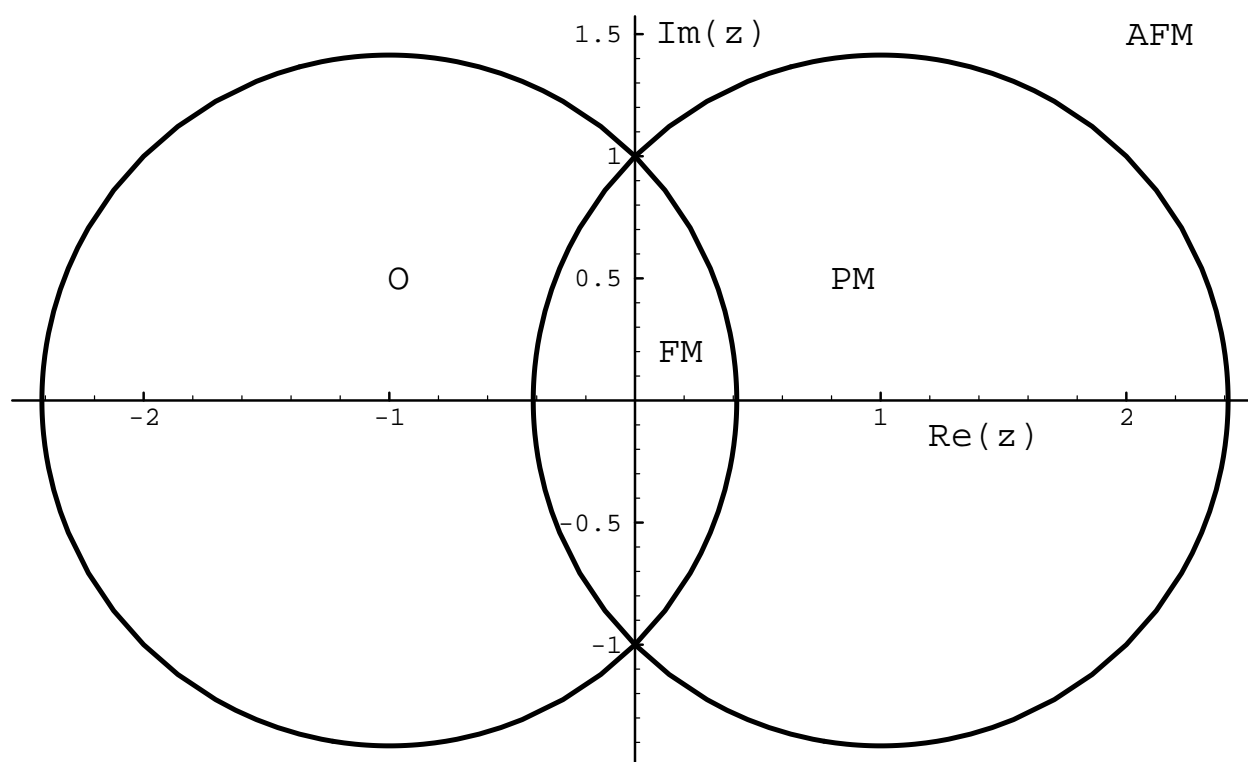
Figure Caption

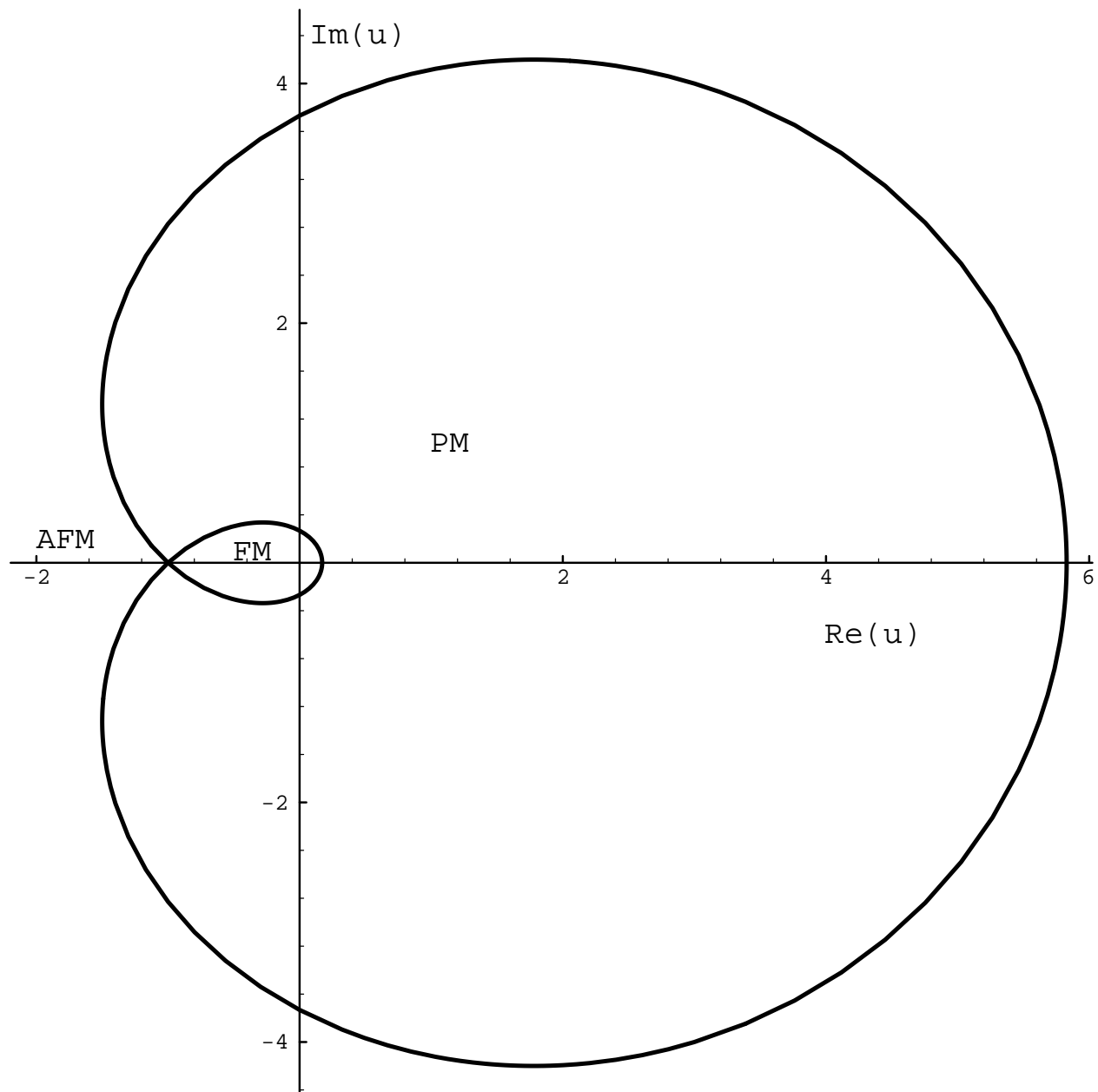
Fig. 1. Phases and associated boundaries in the complex variables (a) u , (b) z , and (c) v , as defined in eqs. (2.2)-(2.3). In Fig. 1(a), the locus of points is given by the union of eqs. (2.11) and (2.12) in the text. The intersections of the circle with the real u axis occur at $u_c = 1/3$ and $u_s = -1$, the latter of which is also its intersection with the semi-infinite line segment (2.12) extending from the point $u = -1/3$, denoted u_e in the text, to $u = -\infty$ along the negative real axis. In Fig. 1(b), the intersection of the outer boundary of the complex FM phase with the real z axis consists of the two points $\pm z_c = \pm 1/\sqrt{3}$. The two vertical line segments extend, respectively, from $\pm i/\sqrt{3}$ to $\pm i\infty$ along the positive (negative) imaginary axis. In Fig. 1(c), the intersections of the curves with the real v axis occur, from left to right, at $v = -1$, $v = v_c = 2 - \sqrt{3}$, and $v = v_c^{-1} = 2 + \sqrt{3}$. The endpoints of the arcs occur at $v = \exp(\pm i\pi/3)$.

This figure "fig1-1.png" is available in "png" format from:

<http://arxiv.org/ps/hep-lat/9411023v2>







This figure "fig1-2.png" is available in "png" format from:

<http://arxiv.org/ps/hep-lat/9411023v2>

This figure "fig1-3.png" is available in "png" format from:

<http://arxiv.org/ps/hep-lat/9411023v2>