

Gauge invariant extremization*

A.J. van der Sijs^{a†}

^aTheoretical Physics, University of Oxford, 1 Keble Road, Oxford OX1 3NP, United Kingdom
[e-mail: vdsijs@dionysos.thphys.ox.ac.uk]

Recently, Duncan and Mawhinney introduced a method to find saddle points of the action in simulations of non-abelian lattice gauge theory. The idea, called ‘extremization’, is to minimize $\int (\delta S / \delta A_\mu)^2$ instead of the action S itself as in conventional ‘cooling’. The method was implemented in an explicitly gauge variant way, however, and gauge dependence showed up in the results.

Here we present a gauge invariant formulation of extremization on the lattice, applicable to any gauge group and any lattice action. The procedure is worked out in detail for U(1) and SU(N) lattice gauge theory with the plaquette action.

1. INTRODUCTION

A (lattice) quantum field configuration may be considered as a (semi)classical background with ultraviolet fluctuations superimposed. The background may contain long distance objects such as magnetic monopoles and instantons in addition to the classical vacuum. It would be interesting to make this semiclassical background visible by somehow stripping off the short distance fluctuations.

The cooling method [1] is aimed at removing ultraviolet fluctuations for a field theory on the lattice. Starting from a Monte Carlo configuration the action S is lowered by making small (local) changes in the fields, which remove short distance fluctuations. The configuration is iteratively smoothed and evolved towards a local minimum of the action. It is important to realize, however, that the background itself is also affected in the process. The cooling algorithm would move a configuration away from an unstable classical solution, for example.

It would therefore be interesting to have an algorithm capable of reaching any classical solution, not just local minima. Then one might also find saddle points, stationary points with one or more unstable directions.

The sphaleron in the electroweak sector of the

standard model is an example of a saddle point configuration which has received a lot of attention recently in the context of baryon number violating processes. Another example of a saddle point is provided by mutually attracting particles in a periodic volume. On a circle, for example, the configuration in which two such particles are at antipodal points is an unstable stationary point. This kind of saddle point is of particular interest for studies of monopoles and instantons in gauge theories on a lattice with periodic boundary conditions.

1.1. Extremization

Duncan and Mawhinney [2] recently proposed a method to find saddle points of the action in lattice field configurations. This method, called ‘extremization’, is based on lowering the ‘extremization action’ \hat{S} ,

$$\hat{S} = \sum_{x,\mu,a} \left(\frac{\delta S}{\delta A_\mu^a(x)} \right)^2, \quad (1)$$

instead of the action S itself. It is clear that \hat{S} attains its minimal value of zero for any solution to the equations of motion. Minimization of \hat{S} will move a configuration towards the classical solution in whose basin of attraction it lies.

In ref. [2] the extremization idea was implemented in a gauge variant way. As a consequence, extremization of initial configurations differing by a gauge transformation led to different, gauge

*Oxford preprint OUTF-92-25P; hep-lat/9210038

†Supported by SERC grant GR/H01243.

non-equivalent, final configurations.

The occurrence and location of saddle points is determined by the equations of motion, however, and should not depend on the gauge choice. Indeed, \hat{S} is just the integral over space-time of the equations of motion squared and the extremization action density is gauge invariant. For the (continuum) Yang-Mills action, for example,

$$\hat{S}^{\text{cont}} = \int_V (D_\mu F_{\mu\nu}^a)^2. \quad (2)$$

Hence it must be possible to define the extremization procedure in a gauge independent manner. This should remain true for the lattice regulated theory, since the lattice preserves gauge symmetries.

Here we formulate a gauge invariant extremization procedure (see also ref. [3]). It is shown that the extremization action \hat{S} on the lattice can be defined unambiguously, for any gauge group and lattice action. We focus on U(1) and SU(N) gauge theory with the plaquette action to illustrate the method.

2. GAUGE INVARIANT EXTREMIZATION ON THE LATTICE

How do we define the extremization action \hat{S} on the lattice? The basic idea is simple. The lattice action S is a functional of the link variables $U_\mu(x)$, so it is natural to express \hat{S} in terms of derivatives of S with respect to these variables. The field $A_\mu(x)$, defined as the logarithm of the link variables, for example, need not be introduced at all. The lattice extremization action will look like

$$\hat{S} \propto \sum_{\text{links } U} \left(\frac{\delta S}{\delta U} \right)^2. \quad (3)$$

In the following we will make this more precise.

2.1. Extremization action on the lattice

Consider the plaquette action for SU(N) gauge theory,

$$S = -\frac{1}{g^2} \sum_{\square} (\text{Tr } U_{\square} + \text{Tr } U_{\square}^{\dagger}). \quad (4)$$

Focusing attention on a particular link U , this can be written as

$$S = -\frac{1}{g^2} \text{Tr} \left(U F_U + U^{\dagger} F_U^{\dagger} \right) + \text{terms independent of } U. \quad (5)$$

Here F_U is the ‘force’ for the link U , the sum of its γ ‘staples’,

$$F_{U_\mu(x)} = \sum_{\nu \neq \mu} \left(\begin{array}{c} \text{---} \text{---} \text{---} \\ | \quad | \\ \text{---} \text{---} \end{array} + \begin{array}{c} x \\ | \quad | \\ \text{---} \text{---} \end{array} \right), \quad (6)$$

where

$$\gamma = 2(d-1) \quad (7)$$

in d dimensions. Note that $F = F_U$ is not an SU(N) matrix in general, but if the gauge group is SU(2) it can always be written as a constant times an SU(2) matrix.

From expression (5) one can read off the derivatives of S with respect to the link $U = U_\mu(x)$. A variation δU in the link gives rise to a change in the action

$$\delta S = -\text{Tr} \left\{ \left(\frac{\delta S}{\delta U} - U^{\dagger} \frac{\delta S}{\delta U^{\dagger}} U^{\dagger} \right) \delta U \right\} \quad (8)$$

$$= -\text{Tr} \left\{ (F - U^{\dagger} F^{\dagger} U^{\dagger}) \delta U \right\} \quad (9)$$

$$= -\text{Tr} \left\{ (U F - (U F)^{\dagger}) \delta U U^{\dagger} \right\}. \quad (10)$$

Factors of $1/g^2$ are dropped from now on and we have used that

$$0 = \delta(U^{\dagger} U) = (\delta U^{\dagger}) U + U^{\dagger} \delta U. \quad (11)$$

Pictorially, the ‘coefficient’ of $(\delta U U^{\dagger})$ in eq. (10) looks like

$$U F - (U F)^{\dagger} = \sum \left(\begin{array}{c} \text{---} \text{---} \\ | \quad | \\ \text{---} \text{---} \end{array} - \begin{array}{c} \text{---} \text{---} \\ | \quad | \\ \text{---} \text{---} \end{array} \right) \quad (12)$$

where the sum runs over the γ staple directions. Here the diagrams have not been closed at x in order to indicate that they represent non-traced products of matrices along lines starting and terminating at x .

The lattice extremization action \hat{S} in eq. (3) can now be more precisely defined in terms of these coefficients,

$$\begin{aligned} \hat{S} &= \sum_{\text{links } U} \frac{1}{2} \text{Tr} \{ (UF - (UF)^\dagger)^\dagger (UF - (UF)^\dagger) \} \quad (13) \\ &= \sum_{\text{links } U} \frac{1}{2} \text{Tr} \{ 2F^\dagger F - FUFU - (FUFU)^\dagger \}. \quad (14) \end{aligned}$$

Note that the same expression would have been obtained if the coefficients of δU in eq. (9) had been used.

\hat{S} is a sum over traces of closed Wilson loops. Thus, it is clearly gauge invariant.

2.2. A diagrammatical survey

The various terms of \hat{S} coming from a link U can be constructed by taking one of the open diagrams from eq. (12) and connecting it to (the hermitian conjugate of) another diagram. In part of the diagrams so constructed the link U itself cancels out. This concerns the Wilson loops of length 6 contained in the $F^\dagger F$ term in eq. (14) and depicted in fig. 1a (here the dashed line is the link U). Some of these diagrams, where the two staples constituting the loop lie on top of each other, are trivial. Note that the diagram in fig. 1b, zigzagging around a cube, does not occur.

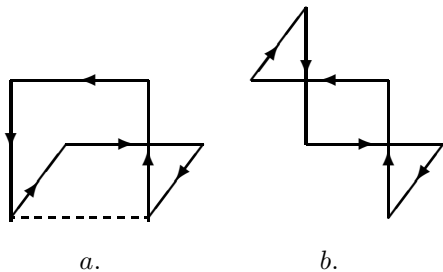


Figure 1.
a. Length 6 Wilson loop contributing to \hat{S} .
b. Non-contributing loop of length 6.

The other diagrams in the U -contribution to \hat{S} , corresponding to the $FUFU$ terms in eq. (14), contain the link U twice. They are closed loops of length 8, see fig. 2a, and among them are the ‘double plaquettes’ shown in fig. 2b.

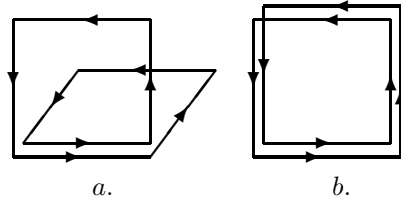


Figure 2.
a. Contributing diagram of length 8.
b. ‘Double plaquette’.

The number of terms occurring in S , eq. (13), is $(2\gamma)^2 N_{\text{link}}$, but the number of independent Wilson loops is much smaller. This is because all the diagrams occur at least twice, each of them is accompanied by its hermitian conjugate, and some of them are trivial. To be precise, there are $\frac{1}{2}\gamma(\gamma - 1) N_{\text{link}}$ different loops of length 6 and $\frac{1}{2}\gamma(\gamma - \frac{1}{2}) N_{\text{link}}$ of length 8. (Note that the double plaquettes are shared among the 4 links contributing to it.) This gives a total number of $[\frac{1}{4}\gamma(4\gamma - 3)] N_{\text{link}}$ different non-trivial diagrams. The number between the square brackets equals 5/2, 13, 63/2 in 2, 3 and 4 dimensions, respectively.

If one only wants to calculate \hat{S} for a particular configuration one need not compute all these diagrams separately. It is easier to compute $UF - (UF)^\dagger$ and square it. Minimization of \hat{S} , needed for extremization of S , is more complicated however. In order to perform a local update of \hat{S} at U one has to consider all the diagrams depending on U . Since there are diagrams quadratic as well as linear in U , it is not straightforward to find the minimum of \hat{S} with respect to U . An

iterative algorithm may be required.

Let us compute the number of diagrams which has to be taken into account in such an update step. There are $6\gamma(\gamma - 1)$ different diagrams depending linearly on U , half of them of length 6 and half of length 8. The number of diagrams depending quadratically on U is $\frac{1}{2}\gamma(\gamma + 1)$. These are all of length 8. This adds up to a total number of $\frac{1}{2}\gamma(13\gamma - 11)$ different diagrams depending on U . For $d = 2, 3, 4$, this becomes 15, 82 and 201, respectively.

2.3. The limit $a \rightarrow 0$

For smooth fields the plaquette action reduces to the Yang-Mills action in leading order in the lattice spacing a , and one expects the lattice extremization action \hat{S} to reduce to the continuum extremization action in eq. (2) accordingly.

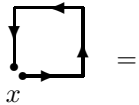
It is easy to check this in the case of the U(1) theory, for which

$$S_{U(1)} = -\frac{1}{2g^2} \sum_{\square} (\square + \square^*) \quad (15)$$

and

$$\hat{S}_{U(1)} = \frac{1}{4} \sum_{\substack{\text{links} \\ U}} (UF - (UF)^*)^* (UF - (UF)^*). \quad (16)$$

The expansion of the plaquette gives



$$\exp[-ia^2 F_{\mu\nu}(x + \frac{1}{2}a\hat{\mu} + \frac{1}{2}a\hat{\nu}) + \mathcal{O}(a^4)], \quad (17)$$

where terms of $\mathcal{O}(a^3)$ are absent because we expand around the centre of the plaquette. Using eq. (12) one deduces that

$$UF - (UF)^* = -2ia^3 \sum_{\nu} \partial_{\nu} F_{\mu\nu}(x + \frac{1}{2}a\hat{\mu}) + \mathcal{O}(a^5). \quad (18)$$

Upon insertion in eq. (16) this gives

$$\hat{S}_{U(1)} = \int_V a^2 (\partial_{\nu} F_{\mu\nu})^2 + \mathcal{O}(a^4) \quad (19)$$

which is the abelian version of eq. (2). The extra factor of a^2 here comes from the correspondence $\delta U \propto a \delta A$.

This result can be automatically generalized to the non-abelian case. The same derivation applies if the derivatives are replaced by covariant ones and the coefficients in S and \hat{S} are adjusted appropriately.

We end this section with two remarks about the extremization action and its continuum limit eq. (2). Firstly, note that the continuum limit of the extremization action is Lorentz invariant. This can be contrasted with tree level ‘improvement terms’ [4] for the plaquette action, whose leading a -behavior is of the Lorentz non-invariant form

$$\sum_{\mu, \nu} D_{\nu} F_{\nu\mu} D_{\nu} F_{\nu\mu} \quad (20)$$

(with all the four subscripts ν equal). Secondly, note that the construction of the lattice extremization action provides one in a straightforward and elegant way with a lattice action for the ‘higher derivative action’ of eq. (2).

3. DISCUSSION

The gauge invariant extremization procedure proposed here, and illustrated for the lattice gauge theory with the plaquette action for gauge groups U(1) and SU(2), is applicable to any lattice action and any gauge group. Discrete gauge groups, such as the subgroups Z_N of U(1) and the non-abelian discrete subgroups of SU(2), are not excluded.

Gauge invariant extremization has not yet been tried out in simulations. Implementing it should be straightforward, although the number of diagrams per link is rather large, especially in four dimensions. It would be interesting to see how the method performs in practice.

REFERENCES

1. B. Berg, Phys. Lett. 104B (1981) 475; M. Lüscher, Nucl. Phys. B200 (1982) 61; J. Hoek, M. Teper and J. Waterhouse, Nucl. Phys. B288 (1987) 589
2. A. Duncan and R.D. Mawhinney, Nucl. Phys. B (Proc. Suppl.) 26 (1992) 444; Phys. Lett. 282B (1992) 423
3. A.J. van der Sijs, Phys. Lett. B (1992), to be published

4. K. Symanzik, Nucl. Phys. B226 (1983) 187, 205