

## $\rho$ meson decay from the lattice

---

CP-PACS collaboration:

S. Aoki,<sup>a,b</sup> M. Fukugita,<sup>c</sup> K.-I. Ishikawa,<sup>d</sup> N. Ishizuka\*,<sup>a,e†</sup> K. Kanaya,<sup>a</sup> Y. Kuramashi,<sup>a,e</sup>  
Y. Namekawa,<sup>f</sup> M. Okawa,<sup>d</sup> K. Sasaki,<sup>e</sup> A. Ukawa,<sup>a,e</sup> T. Yoshié<sup>a,e</sup>

<sup>a</sup> Graduate School of Pure and Applied Sciences, University of Tsukuba, Tsukuba, Ibaraki  
305-8571, Japan

<sup>b</sup> Riken BNL Research Center, Brookhaven National Laboratory, Upton, New York 11973, USA

<sup>c</sup> Institute for Cosmic Ray Research, University of Tokyo, Kashiwa 277-8582, Japan

<sup>d</sup> Department of Physics, Hiroshima University, Higashi-Hiroshima, Hiroshima 739-8526, Japan

<sup>e</sup> Center for Computational Sciences, University of Tsukuba, Tsukuba, Ibaraki 305-8577, Japan

<sup>f</sup> Department of Physics, Nagoya University, Nagoya 464-8602, Japan

We present preliminary results on the  $\rho$  meson decay width estimated from the scattering phase shift of the  $I = 1$  two-pion system. The phase shift is calculated by the finite size formula for non-zero total momentum frame (the moving frame) derived by Rummukainen and Gottlieb, using the  $N_f = 2$  improved Wilson fermion action at  $m_\pi/m_\rho = 0.41$  and  $L = 2.53$  fm.

XXIVth International Symposium on Lattice Field Theory  
July 23-28, 2006  
Tucson, Arizona, USA

---

\*Speaker.

†E-mail : ishizuka@ccs.tsukuba.ac.jp

## 1. Introduction

Lattice study of the  $\rho$  meson decay is an important step for understanding of the dynamical aspect of hadron reactions induced by strong interactions. There are already three studies [1, 2, 3]. The earlier two studies employed the quenched approximation ignores the decay into two ghost pions. The most recent work, while using the  $N_f = 2$  dynamical configurations, concentrated on the  $\rho \rightarrow \pi\pi$  transition amplitude rather than the full matrix including the  $\rho \rightarrow \rho$  and  $\pi\pi \rightarrow \pi\pi$  amplitudes. All three studies were carried out at an unphysical kinematics  $m_\pi/m_\rho > 1/2$ .

In this work we attempt to carry out a more rigorous approach. We estimate the decay width from the scattering phase shift for the  $I = 1$  two-pion system. The finite size formula presented by Rummukainen and Gottlieb [4] is employed for an estimation of the phase shift. Calculations are carried out with  $N_f = 2$  full QCD configuration previously generated for a study of light hadron spectrum with a renormalization group improved gauge action and a clover fermion action at  $\beta = 1.8$ ,  $\kappa = 0.14705$  on a  $12^3 \times 24$  lattice [5]. The parameters determined from the spectrum analysis are  $1/a = 0.92$  GeV,  $m_\pi/m_\rho = 0.41$ , and  $L = 2.53$  fm. All calculations of this work are carried out on VPP5000/80 at the Academic Computing and Communications Center of University of Tsukuba.

## 2. Method

In order to realize a kinematics such that the energy of the two-pion state is close to the resonance energy  $m_\rho$ , we consider the non-zero total momentum frame (the moving frame) [4] with the total momentum  $\mathbf{p} = 2\pi/L \cdot \mathbf{e}_3$ . The initial  $\rho$  meson is assigned a polarization vector parallel to  $\mathbf{p}$ . One of the final two pions carry the momentum  $\mathbf{p}$ , while the other pion is at rest. The energies ignoring hadron interactions are then given by  $E_1^0 = \sqrt{m_\pi^2 + p^2} + m_\pi$  for the two-pion state and  $E_2^0 = \sqrt{m_\rho^2 + p^2}$  for the  $\rho$  meson. We neglect higher energy states whose energies are much higher than  $E_1^0$  and  $E_2^0$ . On our full QCD configurations, the invariant mass for the two-pion state takes  $\sqrt{s} = 0.97 \times m_\rho$ , while  $1.47 \times m_\rho$  is expected for the zero total momentum. The  $\rho$  meson at zero momentum cannot decay energetically, so that it can be used to extract  $m_\rho$ .

The hadron interactions shift the energy from  $E_n^0$  to  $E_n$  ( $n = 1, 2$ ). These energies  $E_n$  are related to the two-pion scattering phase shift  $\delta(\sqrt{s})$  through the Rummukainen-Gottlieb formula [4], which is an extension of the Lüscher formula [6] to the moving frame. The formula for the total momentum  $\mathbf{p} = p\mathbf{e}_3$  and the  $\mathbf{A}_2^-$  representation of the rotation group on the lattice reads

$$\frac{1}{\tan \delta(\sqrt{s})} = \frac{1}{2\pi^2 q \gamma} \sum_{\mathbf{r} \in \Gamma} \frac{1 + (3r_3^2 - r^2)/q^2}{r^2 - q^2}, \quad (2.1)$$

where  $\sqrt{s} = \sqrt{E^2 - p^2}$  is the invariant mass,  $k$  is the scattering momentum ( $\sqrt{s} = 2\sqrt{m_\pi^2 + k^2}$ ),  $\gamma$  is the Lorentz boost factor ( $\gamma = E/\sqrt{s}$ ), and  $q = kL/(2\pi)$ . The summation for  $\mathbf{r}$  in (2.1) runs over the set

$$\Gamma = \{\mathbf{r} \mid r_1 = n_1, r_2 = n_2, r_3 = (n_3 + \frac{p}{2} \frac{L}{2\pi})/\gamma, \mathbf{n} \in \mathbf{Z}^3\}. \quad (2.2)$$

The right hand side of (2.1) can be evaluated by the method described in Ref. [7].

In order to calculate  $E_1$  and  $E_2$  we construct a  $2 \times 2$  matrix time correlation function,

$$G(t) = \begin{pmatrix} \langle 0 | (\pi\pi)^\dagger(t) (\pi\pi)(t_s) | 0 \rangle & \langle 0 | (\pi\pi)^\dagger(t) \rho_3(t_s) | 0 \rangle \\ \langle 0 | \rho_3^\dagger(t) (\pi\pi)(t_s) | 0 \rangle & \langle 0 | \rho_3^\dagger(t) \rho_3(t_s) | 0 \rangle \end{pmatrix}. \quad (2.3)$$

Here,  $\rho_3(t)$  is an interpolating operator for the neutral  $\rho$  meson with the momentum  $\mathbf{p} = 2\pi/L \cdot \mathbf{e}_3$  and the polarization vector parallel to  $\mathbf{p}$ ;  $(\pi\pi)(t)$  is an interpolating operator for the two pions given by

$$(\pi\pi)(t) = \frac{1}{\sqrt{2}} \left( \pi^-(\mathbf{p}, t) \pi^+(\mathbf{0}, t) - \pi^+(\mathbf{p}, t) \pi^-(\mathbf{0}, t) \right), \quad (2.4)$$

which belongs to the  $\mathbf{A}_2^-$  and iso-spin representation with  $I = 1, I_z = 0$ .

We can extract the two energy eigenvalues by a single exponential fitting of the two eigenvalues  $\lambda_1(t, t_R)$  and  $\lambda_2(t, t_R)$  of the normalized matrix  $M(t, t_R) = G(t)G^{-1}(t_R)$  with some reference time  $t_R$  [8] assuming that the lower two states dominate the correlation function.

In order to construct the meson state with non-zero momentum we introduce a  $U(1)$  noise  $\xi_j(\mathbf{x})$  in three-dimensional space whose property is

$$\frac{1}{N_R} \sum_{j=1}^{N_R} \xi_j^\dagger(\mathbf{x}) \xi_j(\mathbf{y}) = \delta^3(\mathbf{x} - \mathbf{y}) \quad \text{for } N_R \rightarrow \infty. \quad (2.5)$$

We calculate the quark propagator

$$Q(\mathbf{x}, t | \mathbf{q}, t_s, \xi_j) = \sum_{\mathbf{y}} (D^{-1})(\mathbf{x}, t; \mathbf{y}, t_s) \cdot \left[ e^{i\mathbf{q}\cdot\mathbf{y}} \xi_j(\mathbf{y}) \right], \quad (2.6)$$

regarding the term in the square bracket as the source. The two point function of the meson with the spin content  $\Gamma$  and the momentum  $\mathbf{p}$  can be constructed from  $Q$  as

$$\frac{1}{N_R} \sum_{j=1}^{N_R} \sum_{\mathbf{x}} e^{-i\mathbf{p}\cdot\mathbf{x}} \cdot \left\langle \gamma_5 Q^\dagger(\mathbf{x}, t | \mathbf{0}, t_s, \xi_j) \gamma_5 \Gamma^\dagger Q(\mathbf{x}, t | \mathbf{p}, t_s, \xi_j) \Gamma \right\rangle, \quad (2.7)$$

where the bracket refers to the trace for color and spin indices.

The quark contraction for the  $\pi\pi \rightarrow \pi\pi$  and the  $\pi\pi \rightarrow \rho$  components of  $G(t)$  are given by

$$G_{\pi\pi \rightarrow \pi\pi}(t) = \left[ \begin{array}{c} \begin{array}{c} \text{---} \mathbf{-p} \quad \mathbf{0} \\ \uparrow \quad \uparrow \\ \text{---} \mathbf{p} \quad \mathbf{0} \end{array} \\ \left[ \begin{array}{c} \text{---} \mathbf{-p} \quad \mathbf{0} \\ \uparrow \quad \uparrow \\ \text{---} \mathbf{p} \quad \mathbf{0} \end{array} - \begin{array}{c} \text{---} \mathbf{-p} \quad \mathbf{0} \\ \uparrow \quad \uparrow \\ \text{---} \mathbf{p} \quad \mathbf{0} \end{array} \right] + \left[ \begin{array}{c} \text{---} \mathbf{-p} \quad \mathbf{0} \\ \uparrow \quad \uparrow \\ \text{---} \mathbf{p} \quad \mathbf{0} \end{array} + \begin{array}{c} \text{---} \mathbf{-p} \quad \mathbf{0} \\ \uparrow \quad \uparrow \\ \text{---} \mathbf{p} \quad \mathbf{0} \end{array} - \begin{array}{c} \text{---} \mathbf{-p} \quad \mathbf{0} \\ \uparrow \quad \uparrow \\ \text{---} \mathbf{p} \quad \mathbf{0} \end{array} - \begin{array}{c} \text{---} \mathbf{-p} \quad \mathbf{0} \\ \uparrow \quad \uparrow \\ \text{---} \mathbf{p} \quad \mathbf{0} \end{array} \right] \end{array} \right] \\ G_{\pi\pi \rightarrow \rho}(t) = \left[ \begin{array}{c} \begin{array}{c} \text{---} \mathbf{-p} \\ \uparrow \quad \uparrow \\ \text{---} \mathbf{p} \quad \mathbf{0} \end{array} - \begin{array}{c} \text{---} \mathbf{-p} \\ \uparrow \quad \uparrow \\ \text{---} \mathbf{p} \quad \mathbf{0} \end{array} \end{array} \right] \quad (2.8)$$

where the four vertices for the  $\pi\pi \rightarrow \pi\pi$  and three vertices for the  $\pi\pi \rightarrow \rho$  components refer to the pion or the  $\rho$  meson with definite momentum. The time direction is upward in the diagrams, and the  $\rho \rightarrow \pi\pi$  component is given by changing the time direction.

The first term of the  $\pi\pi \rightarrow \pi\pi$  component in (2.8) can be calculated by introducing another  $U(1)$  noise  $\eta_j(\mathbf{x})$  having the same property as  $\xi_j(\mathbf{x})$  in (2.5);

$$\frac{1}{N_R} \sum_{j=1}^{N_R} \sum_{\mathbf{x}, \mathbf{y}} e^{-i\mathbf{p}\cdot\mathbf{x}} \cdot \left\langle Q^\dagger(\mathbf{x}, t | \mathbf{0}, t_s, \xi_j) Q(\mathbf{x}, t | \mathbf{p}, t_s, \xi_j) \right\rangle \left\langle Q^\dagger(\mathbf{y}, t | \mathbf{0}, t_s, \eta_j) Q(\mathbf{y}, t | \mathbf{0}, t_s, \eta_j) \right\rangle. \quad (2.9)$$

The second term of (2.8) is obtained by exchanging the momentum of the sink in (2.9).

In order to construct the other terms of (2.8) we calculate a quark propagator of another type by the source method,

$$W(\mathbf{x}, t | \mathbf{k}, t_1 | \mathbf{q}, t_s, \xi_j) = \sum_{\mathbf{z}} (D^{-1})(\mathbf{x}, t; \mathbf{z}, t_1) \cdot \left[ e^{i\mathbf{k}\cdot\mathbf{z}} \gamma_5 Q(\mathbf{z}, t_1 | \mathbf{q}, t_s, \xi_j) \right], \quad (2.10)$$

where the term in the square bracket is regarded as the source in solving the propagator. Using  $W$  we can construct the third to sixth terms in the  $\pi\pi \rightarrow \pi\pi$  component of (2.8) by

$$\begin{aligned} \text{3rd} &= \frac{1}{N_R} \sum_{j=1}^{N_R} \sum_{\mathbf{x}} e^{-i\mathbf{p}\cdot\mathbf{x}} \cdot \left\langle W^\dagger(\mathbf{x}, t | \mathbf{0}, t_s | -\mathbf{p}, t_s, \xi_j) W(\mathbf{x}, t | \mathbf{0}, t | \mathbf{0}, t_s, \xi_j) \right\rangle, \\ \text{4th} &= \frac{1}{N_R} \sum_{j=1}^{N_R} \sum_{\mathbf{x}} e^{-i\mathbf{p}\cdot\mathbf{x}} \cdot \left\langle W(\mathbf{x}, t | \mathbf{0}, t_s | \mathbf{p}, t_s, \xi_j) W^\dagger(\mathbf{x}, t | \mathbf{0}, t | \mathbf{0}, t_s, \xi_j) \right\rangle, \\ \text{5th} &= \frac{1}{N_R} \sum_{j=1}^{N_R} \sum_{\mathbf{x}} e^{-i\mathbf{p}\cdot\mathbf{x}} \cdot \left\langle W(\mathbf{x}, t | \mathbf{p}, t_s | \mathbf{0}, t_s, \xi_j) W^\dagger(\mathbf{x}, t | \mathbf{0}, t | \mathbf{0}, t_s, \xi_j) \right\rangle, \\ \text{6th} &= \frac{1}{N_R} \sum_{j=1}^{N_R} \sum_{\mathbf{x}} e^{-i\mathbf{p}\cdot\mathbf{x}} \cdot \left\langle W^\dagger(\mathbf{x}, t | -\mathbf{p}, t_s | \mathbf{0}, t_s, \xi_j) W(\mathbf{x}, t | \mathbf{0}, t | \mathbf{0}, t_s, \xi_j) \right\rangle. \end{aligned} \quad (2.11)$$

The two terms of  $\pi\pi \rightarrow \rho$  of (2.8) can be similarly constructed by

$$\begin{aligned} \text{1st} &= \frac{1}{N_R} \sum_{j=1}^{N_R} \sum_{\mathbf{x}} e^{-i\mathbf{p}\cdot\mathbf{x}} \cdot \left\langle W^\dagger(\mathbf{x}, t | -\mathbf{p}, t_s | \mathbf{0}, t_s, \xi_j) (\gamma_5 \gamma_3) Q(\mathbf{x}, t | \mathbf{0}, t_s, \xi_j) \right\rangle, \\ \text{2nd} &= \frac{1}{N_R} \sum_{j=1}^{N_R} \sum_{\mathbf{x}} e^{-i\mathbf{p}\cdot\mathbf{x}} \cdot \left\langle Q^\dagger(\mathbf{x}, t | \mathbf{0}, t_s, \xi_j) (\gamma_5 \gamma_3) W(\mathbf{x}, t | \mathbf{p}, t_s | \mathbf{0}, t_s, \xi_j) \right\rangle. \end{aligned} \quad (2.12)$$

In this work we set the source at  $t_s = 4$  and impose the Dirichlet boundary condition in the time direction. We calculate the  $Q$ -type propagators for four sets of  $\mathbf{q}$  and the  $U(1)$  noise in (2.6) :  $(\mathbf{q}, \text{noise}) = \{(\mathbf{0}, \xi), (\mathbf{0}, \eta), (\mathbf{p}, \xi), (-\mathbf{p}, \xi)\}$ . The  $W$ -type propagators are calculated for 22 sets of  $\mathbf{k}$ ,  $t_1$  and  $\mathbf{q}$  in (2.10) :  $(\mathbf{k}, t_1 | \mathbf{q}) = \{(\mathbf{p}, t_s | \mathbf{0}), (-\mathbf{p}, t_s | \mathbf{0}), (\mathbf{0}, t_s | \mathbf{p}), (\mathbf{0}, t_s | -\mathbf{p}), (\mathbf{0}, t_1 = 4 - 21 | \mathbf{0})\}$ , with the same  $U(1)$  noise  $\xi$ . All diagrams for the time correlation function can be calculated with combinations of these propagators. We choose  $N_R = 10$  for the number of  $U(1)$  noise. We carry out additional measurements to reduce statistical errors using the source operator is located at  $t_s + T/2$  and the Dirichlet boundary condition is imposed at  $T/2$ . We average over the two measurements for the analysis. Thus we calculate 520 quark propagators for each configuration. The total number of configurations analyzed are 800 separated by 5 trajectories [5].

### 3. Results

In Fig. 1 we plot the real part of the diagonal components ( $\pi\pi \rightarrow \pi\pi$  and  $\rho \rightarrow \rho$ ) and the imaginary part of the off-diagonal components ( $\pi\pi \rightarrow \rho$ ,  $\rho \rightarrow \pi\pi$ ) of  $G(t)$ . Our construction of

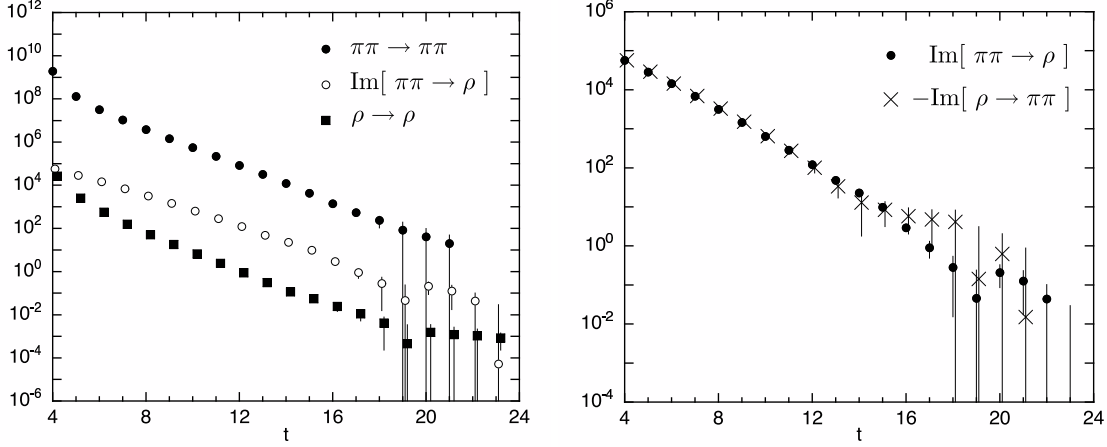


Figure 1:  $G(t)$

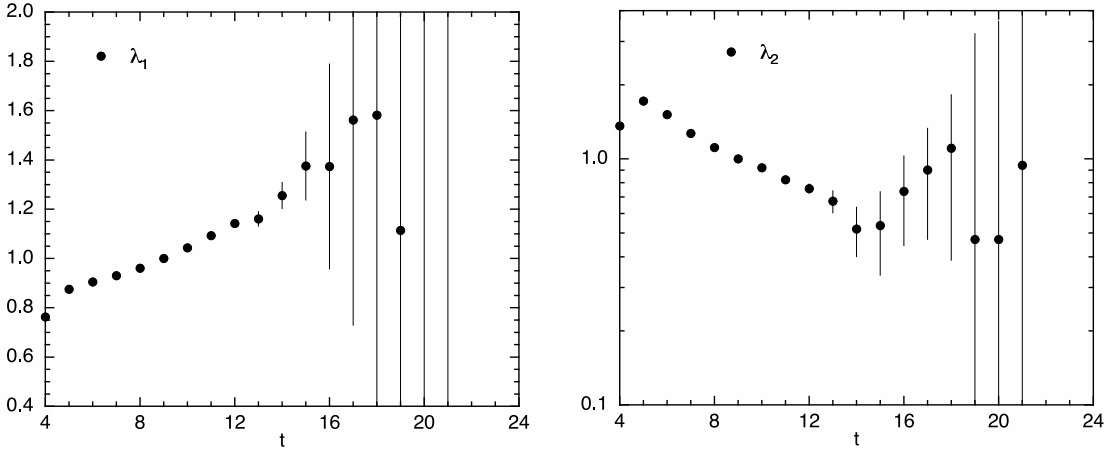
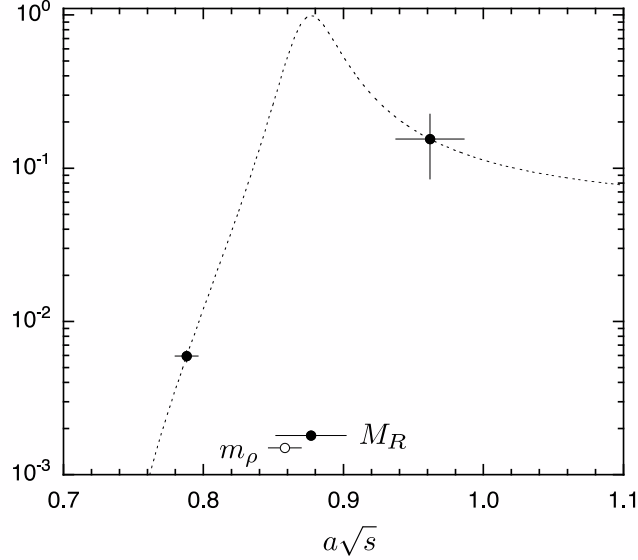


Figure 2: Normalized eigenvalues  $\lambda_1(t, t_R)$  and  $\lambda_2(t, t_R)$ .

$G(t)$  is such that the sink and source operators are identical for a sufficiently large number of the  $U(1)$  noise. In this case we can prove that  $G(t)$  is an Hermitian matrix and the off-diagonal parts are pure imaginary from  $P$  and  $CP$  symmetry. We find that this is valid within statistics, but the statistical errors of the  $\rho \rightarrow \pi\pi$  component is larger than those of  $\pi\pi \rightarrow \rho$  in Fig. 1. In the following analysis we substitute  $\rho \rightarrow \pi\pi$  by  $\pi\pi \rightarrow \rho$  to reduce the statistical error.

The two eigenvalues  $\lambda_1(t, t_R)$  and  $\lambda_2(t, t_R)$  for the matrix  $M(t, t_R) = G(t)G^{-1}(t_R)$  are shown in Fig. 2. We set the reference time  $t_R = 9$  and normalize the eigenvalues by the correlation function for the free two-pion system,  $\langle 0 | \pi(-\mathbf{p}, t) \pi(\mathbf{p}, t_s) | 0 \rangle \langle 0 | \pi(\mathbf{0}, t) \pi(\mathbf{0}, t_s) | 0 \rangle$ . Thus the slope of the figure corresponds to the energy difference  $\Delta E_n = E_n - E_1^0$ . We observe that the energy difference for  $\lambda_1$  is negative and that for  $\lambda_2$  is positive. This means that the two-pion scattering phase shift is positive for the lowest state and negative for the next higher state.

We extract the energy difference  $\Delta E_n$  for both states by a single exponential fitting of the normalized eigenvalues  $\lambda_1$  and  $\lambda_2$  for the time range  $t = 10 - 16$ . Then we reconstruct the energy  $E_n$  in the moving frame by adding the energy of the two free pions, *i.e.*,  $E_n = \Delta E_n + E_1^0$ , and convert it



**Figure 3:**  $\sin^2 \delta(\sqrt{s})$ , position of  $m_\rho$  and resonance mass  $M_R$ .

to the invariant mass  $\sqrt{s}$ . Substituting  $\sqrt{s}$  into the Rummukainen-Gottlieb formula (2.1) we obtain the scattering phase shift :

$a\sqrt{s}$	$\tan \delta(\sqrt{s})$	
$0.7880 \pm 0.0082$	$0.0773 \pm 0.0033$	(3.1)
$0.962 \pm 0.024$	$-0.43 \pm 0.12$	

The  $\rho$  meson mass obtained at zero momentum is  $am_\rho = 0.858 \pm 0.012$ . Hence the sign of the scattering phase shifts at  $\sqrt{s} < m_\rho$  is positive (attractive interaction) and that at  $\sqrt{s} > m_\rho$  is negative (repulsive interaction) as expected. The corresponding results for  $\sin^2 \delta(\sqrt{s})$ , which is proportional to the scattering cross section of the two-pion system, are plotted in Fig. 3 together with the position of  $m_\rho$ .

In order to estimate the  $\rho$  meson decay width at the physical quark mass we parameterize the scattering phase shift by the effective  $\rho \rightarrow \pi\pi$  coupling constant  $g_{\rho\pi\pi}$ ,

$$\tan \delta(\sqrt{s}) = \frac{g_{\rho\pi\pi}^2}{6\pi} \cdot \frac{k^3}{\sqrt{s}(M_R^2 - s)}, \quad (3.2)$$

with  $g_{\rho\pi\pi}$  defined by the effective Lagrangian,

$$L_{\text{eff.}} = g_{\rho\pi\pi} \cdot \varepsilon_{abc} (k_1 - k_2)_\mu \rho_\mu^a(p) \pi^b(k_1) \pi^c(k_2), \quad (3.3)$$

where  $k$  is the scattering momentum and  $M_R$  is the resonance mass. The coupling  $g_{\rho\pi\pi}$  generally depends on the quark mass and the energy, but our present data at a single quark mass do not provide this information. Here we assume that these dependences are small and try to estimate  $g_{\rho\pi\pi}$  and  $M_R$  from our results in (3.1). We also estimate the  $\rho$  meson decay width at the physical

quark mass from

$$\Gamma_\rho = \frac{g_{\rho\pi\pi}^2}{6\pi} \cdot \frac{\bar{k}_\rho^3}{\bar{m}_\rho^2} = g_{\rho\pi\pi}^2 \times 4.128 \text{ MeV} , \quad (3.4)$$

where  $\bar{m}_\rho$  is the  $\rho$  meson mass at the physical quark mass and  $\bar{k}_\rho$  is the scattering momentum at  $\sqrt{s} = \bar{m}_\rho$ .

Our final results are as follows.

$$\begin{aligned} aM_R &= 0.877 \pm 0.025 \\ g_{\rho\pi\pi} &= 6.01 \pm 0.63 \\ \Gamma_\rho &= 149 \pm 31 \text{ MeV} . \end{aligned} \quad (3.5)$$

The resonance mass  $M_R$  obtained from the scattering phase shift is consistent with  $am_\rho = 0.858 \pm 0.012$  obtained from the  $\rho$  meson with zero momentum. The  $\rho$  meson decay width  $\Gamma_\rho$  at the physical quark mass is consistent with experiment (150 MeV). In Fig. 3 we indicate the position of  $M_R$  and draw the line given by (3.2) with  $g_{\rho\pi\pi}$  and  $M_R$  in (3.5).

## 4. Summary

We have shown that a direct calculation of the  $\rho$  meson decay width from the scattering phase shift for the  $I = 1$  two-pion system is possible with present computing resources. However, several issues remain which should be investigated in future work. The most important issue is a proper evaluation of the quark mass and energy dependence of the effective  $\rho \rightarrow \pi\pi$  coupling constant  $g_{\rho\pi\pi}$ . This constant is used to obtain the physical decay width at  $m_\pi/m_\rho = 0.18$  from our results at  $m_\pi/m_\rho = 0.41$  by a long chiral extrapolation. In principle we can estimate the decay width from the scattering phase shift without such a parameterization, if we have data for several energy values at or near the physical quark mass. This will be our goal toward the lattice determination of the  $\rho$  meson decay.

This work is supported in part by Grants-in-Aid of the Ministry of Education (Nos. 17340066, 16540228, 18104005, 17540259, 13135216, 18540250, 15540251, 13135204, 16740147, 18740139 ). The numerical calculations have been carried out on VPP5000/80 at Academic Computing and Communications Center of University of Tsukuba.

## References

- [1] S. Gottlieb, P.B. Mackenzie, H.B. Thacker, and D. Weingarten, Phys. Lett. **B134** (1984) 346.
- [2] R.D. Loft and T.A. DeGrand, Phys. Rev. **D39** (1989) 2692.
- [3] UKQCD Collaboration, C. McNeile and C. Michael, Phys. Lett. **B556** (2003) 177.
- [4] K. Rummukainen and S. Gottlieb, Nucl. Phys. **B450** (1995) 397.
- [5] CP-PACS Collaboration, Y. Namekawa *et al.*, Phys. Rev. **D70** (2004) 074503.
- [6] M. Lüscher, Commun. Math. Phys. **105** (1986) 153; Nucl. Phys. **B354** (1991) 531.
- [7] CP-PACS Collaboration, T. Yamazaki *et al.*, Phys. Rev. **D70** (2004) 074513.
- [8] M. Lüscher and U. Wolff, Nucl. Phys. **B339** (1990) 222.