

Asymptotic Scaling and Monte Carlo Data

A. Trivini*

University of Wales Swansea

E-mail: pyat@swan.ac.uk

C. R. Allton

University of Wales Swansea

E-mail: c.allton@swansea.ac.uk

It is a generally known problem that the behaviour predicted from perturbation theory for asymptotically free theories like QCD, i.e. asymptotic scaling, has not been observed in Monte Carlo simulations when the series is expressed in terms of the bare coupling g_0 . This discrepancy has been explained in the past with the poor convergence properties of the perturbative series in the g_0 . An alternative point of view, called *Lattice-Distorted Perturbation Theory* proposes that *lattice artifacts* due to the finiteness of the lattice spacing a cause the disagreement between Monte Carlo data and perturbative scaling. Following this alternative scenario, we fit recent quenched data from different observables to fitting functions that include these cut-off effects, confirming that the lattice data are well reproduced by g_0 -PT with the simple addition of terms $\mathcal{O}(a^n)$.

XXIIIrd International Symposium on Lattice Field Theory

25-30 July 2005

Trinity College, Dublin, Ireland

*Speaker.

1. Asymptotic scaling

The so-called β -function quantifies the dependence of the coupling constant on the lattice spacing a :

$$\beta(g^2) = -a \frac{dg^2}{da}. \quad (1.1)$$

Integrating this expression one obtains a relation between g and a which is the usual expression for the running of the coupling:

$$a^{-1}(g^2) = \frac{\Lambda}{f_{PT}(g^2)}, \quad (1.2)$$

where

$$f_{PT}(g^2) = e^{-\frac{1}{2b_0g^2}} (b_0g^2)^{\frac{-b_1}{2b_0}} (1 + d_2g^2) \quad (1.3)$$

is the 3-loop scaling function, b_0, b_1 and d_2 the usual 1, 2 and 3-loop coefficients, and Λ is a constant of integration. For any lattice prediction of QCD to have physical relevance it should follow the asymptotic scaling according to Eqs. (1.2) and (1.3), in the limit of the bare coupling $g_0 \rightarrow 0$.

Figure 1 is an example of the strong disagreement between Monte Carlo data and g_0 -PT, where the data is taken from [1].¹ We fit the same set of data in different renormalized schemes known in the literature; the g_V schemes were introduced in [2], the g_E in [3], and the g_{E2} in [4]. We can see that the mismatch decreases using a renormalized coupling constant instead of the bare one [2].

However, a better reduction (see Fig. 1) is obtained with Lattice-Distorted PT [5], using g_0 as expansion parameter and including lattice artifacts $\mathcal{O}(a^n)$ due to the systematic error in the Monte Carlo data due to the finiteness of a . The expression (1.2) becomes:

$$a_L^{-1}(g_0^2) = \frac{\Lambda_L}{f_{PT}(g_0^2)} \times \left(1 + \sum_{n=1} c'_n(g_0^2) f_{PT}^n(g_0^2)\right), \quad (1.4)$$

where Λ_L is the scale parameter of lattice QCD.

2. Lattice-Distorted PT

Eq. (1.4) can be written in a more useful form by including the leading $\mathcal{O}(a^n)$ and next-to-leading $\mathcal{O}(a^{n'})$ terms only: :

$$a_L^{-1}(g_0^2) = \frac{\Lambda_L}{f_{PT}(g_0^2)} \times \left[1 - X_{n,v} \frac{g_0^v f_{PT}^n(g_0^2)}{G_0^v f_{PT}^n(G_0^2)} - Y_{n',v'} \frac{g_0^{v'} f_{PT}^{n'}(g_0^2)}{G_0^{v'} f_{PT}^{n'}(G_0^2)}\right], \quad (2.1)$$

where G_0 is some convenient, reference value of g_0 , e.g. we take $G_0 = 1$ for the Wilson data (corresponding to $\beta = 6$). In Eq. (1.4), the values of n, n', v and v'^2 depend on the lattice action

¹The lattice spacing in this figure, a_{r_c} is introduced in [1] and defined via the force, $F(r)$, in an analogous fashion to r_0 , but with $r_c^2 F_c(r_c) = 0.65$.

²Normally $v \equiv v'$.

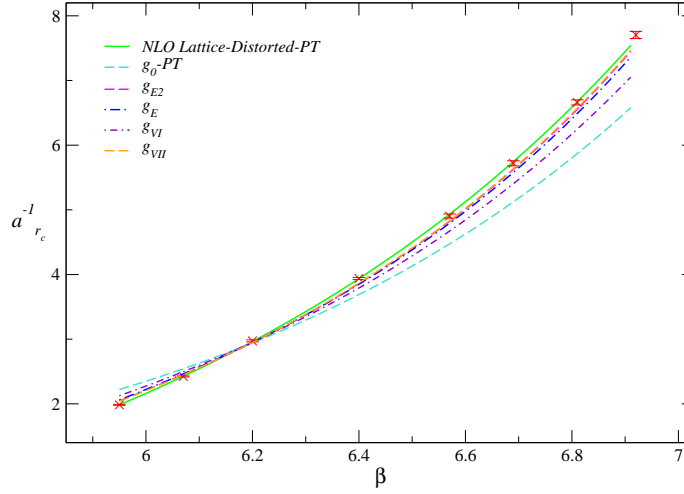


Figure 1: Plot of data points a^{-1} obtained from r_c with the Wilson action together with fits from *next-to-leading order lattice-distorted PT* and from PT in different renormalised schemes (see text). The data was taken from [1].

Action	Data taken from	Lattice data	Λ_L [Mev]	$X_{n,v}$	$Y_{n',v'}$	χ^2/dof
Wilson	[1]	r_c	7.54(4)	.23(2)	-.03(2)	.69
	[1]	T_c	7.53(3)	.213(5)	-.016(2)	.87
	[4]	σ	7.02(9)	.25(2)	-.02(1)	.19
Iwasaki	[1, 6]	r_0	3.62(2)	.046(1)	-.0106(6)	.15
	[1]	T_c	3.68(2)	.121(3)	-.024(1)	14
	[6]	σ	3.49(4)	.13(1)	-.028(4)	.27
	[6]	$K - K^*$	4.6(5)	.22(6)	-.07(3)	.60
DBW2	[1]	r_0	1.24(3)	.064(6)	-.019(4)	4.1
	[1]	T_c	1.248(4)	.2756(6)	—	3.7

Table 1: Results from the fits of lattice data to *lattice distorted PT*, using the 3-loop f_{PT} for the Wilson action and the 2-loop f_{PT} for the Iwasaki and DBW2 actions .

being used in the Monte Carlo simulations, and on the quantity being used to set the scale, a (see Table 1). Eg. for T_c with the Wilson action, we have $n = 2$, $n' = 4$, and $v = v' = 0$.

The physical quantities used to set a in this study are: the string tension σ [4, 6]; the length scale r_0 and r_c [1, 6], and the critical temperature T_c [1]. The K, K^* mass point on the plot of M_V versus M_{PS}^2 , where M_V and M_{PS} are the mass of the vector and pseudoscalar meson respectively [7], provides the fifth source of a^{-1} data [6]. As well as the Wilson action, data from the Iwasaki and DBW2 action were also studied.

Where possible we fit data to next-to-leading-order (i.e. Eq. (2.1)) obtaining the coefficients $X_{n,v}$ and $Y_{n',v'}$ shown in Table 1. At NNLO the results generally don't change from NLO, so we consider the results in Table 1 as our best fits. The only exception to this is the case of K, K^* mass

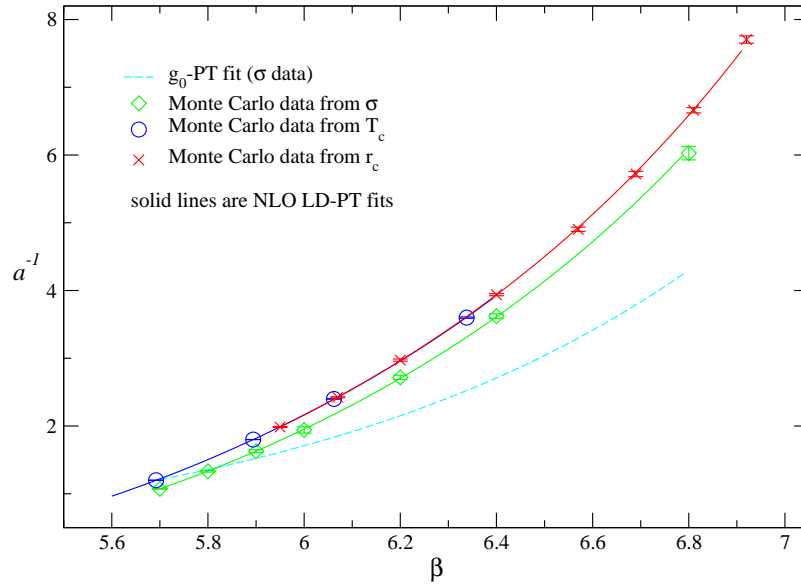


Figure 2: Plot of the Monte Carlo data a^{-1} obtained from observables with the Wilson action together with the NLO lattice-distorted PT curves. The 3-loop f_{PT} function was used.

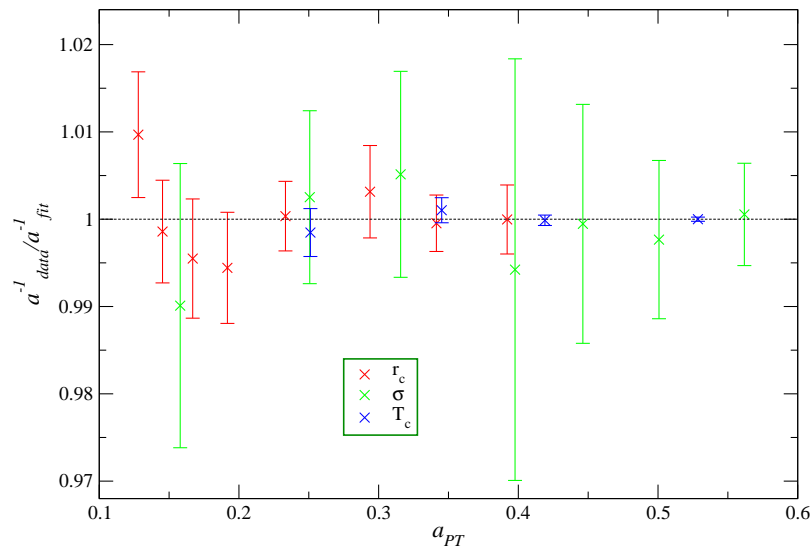


Figure 3: Plot of $a_{data}^{-1}/a_{fit}^{-1}$ versus a_{PT}^{-1} for all data in the Wilson case, where $a_{PT}^{-1} = \Lambda_L/f_{PT}(g_0^2)$. Data from the NLO fit and the 3-loop f_{PT} function were used.

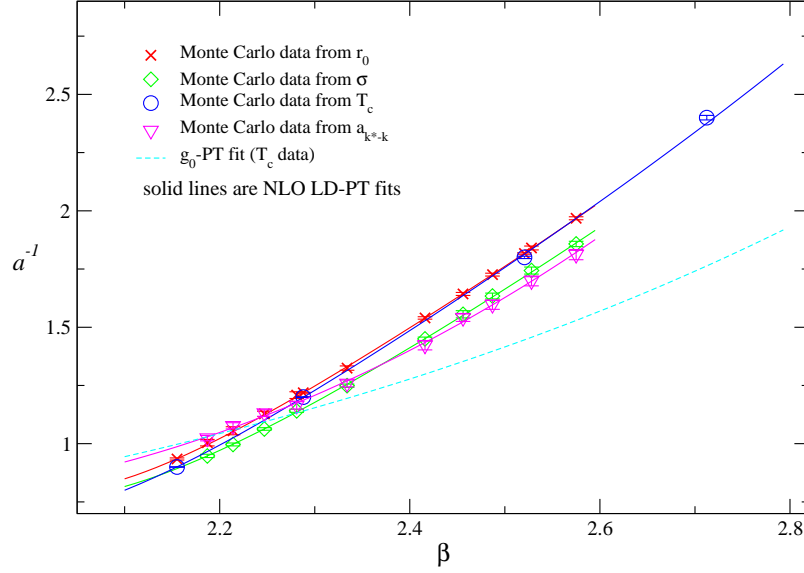


Figure 4: Plot of the Monte Carlo data a^{-1} obtained from observables with the Iwasaki action together with the NLO lattice-distorted PT curves. The 2-loop f_{PT} function was used.

point, where the NNLO fit finds a Λ_L value much closer to that from other quantities. The DBW2 fit for T_c was constrained to be at LO due to the small number of data points available. The Wilson data was fitted to 3-loops, whereas the Iwasaki and DBW2 actions to 2-loops.

We plot the data and fits for a^{-1} versus β in Figures 2 and 4 for the Wilson and Iwasaki actions respectively. In order to show the high level of agreement between the data and lattice distorted perturbation theory, we plot the ratio of the data to the fit in 3 and 5 showing agreement at the percent level.

3. Conclusions

Note that the quality of the fits (as indicated by the χ^2 in Table 1, and Figs. 3 & 5) is generally excellent. Furthermore, the Λ_L value for each action is remarkably consistent (see remarks in Sec. 2 regarding the $K - K^*$ fit). Note also that the series in a appears convergent, in that $Y_{n',v'} \ll X_{n,v}$ for all cases. Finally, $X_{n,v}$, which is a measure of the leading-order lattice systematics, is $\sim 20\%$ in the Wilson case, and, as expected, it is significantly smaller for the improved actions. (Note that there are only three T_c data points for the DBW2 action, hence the fit parameters in this case can be discounted.)

Converting Λ_L for the r_c and T_c Wilson case to $\Lambda_{\overline{MS}}$ [8], we obtain³

$$\Lambda_{\overline{MS}}^{N_f=0} = 217 \pm 21 \text{ Mev}, \quad (3.1)$$

in agreement with previous lattice determinations in quenched QCD [5, 4].

Finally, since the lack of perturbative scaling is probably due to a mixture of both lattice artefacts and the poor convergence of the g_0 -PT, we have started to fit data to Lattice-Distorted

³We are still investigating the extraction of $\Lambda_{\overline{MS}}$ from the Iwasaki and DBW2 fits.

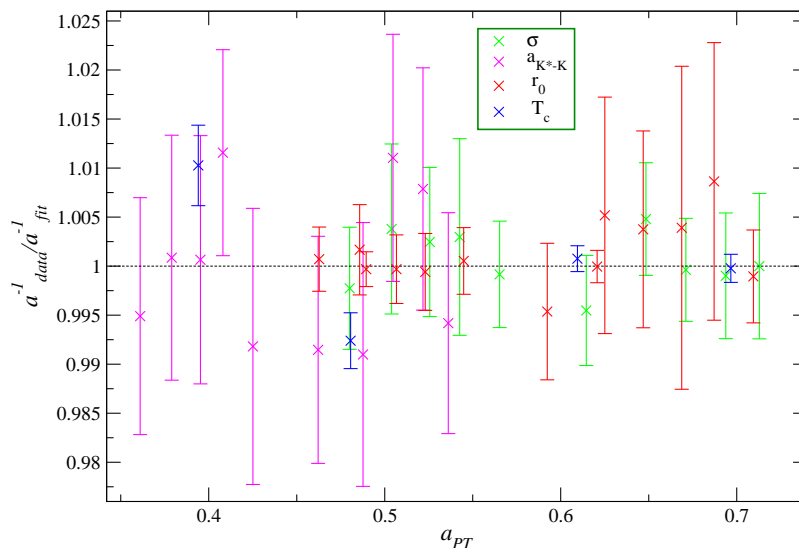


Figure 5: Plot of $a_{data}^{-1}/a_{fit}^{-1}$ versus a_{PT}^{-1} for all data in the Iwasaki case, where $a_{PT}^{-1} = \Lambda_L/f_{PT}(g_0^2)$. Data from the NLO fit and the 2-loop f_{PT} function were used.

PT using a renormalized coupling constant instead of g_0 (see [9]). In particular, in the g_E scheme where the 3-loop coefficient is known, we obtain results consistent with [4], but the addition of the $\mathcal{O}(a^n)$ terms improves the quality of the fit.

References

- [1] S. Necco, *Ph.D. Thesis (Humboldt U., Berlin) June 2003*, [arXiv:hep-lat/0306005].
- [2] G.P. Lepage and P.B. Mackenzie, *Phys. Rev.* **D48** (1993) 2250, [arXiv:hep-lat/9209022].
- [3] G. Parisi, LNF-80/52-P Presented at 20th Int. Conf. on High Energy Physics, Madison, Wis., Jul 17-23, 1980
- [4] G.S. Bali and K. Schilling, *Phys. Rev.* **D47** (1993) 661, [arXiv:hep-lat/9208028].
- [5] C.R. Allton, [arXiv:hep-lat/9610016]; *Nucl. Phys.* **B(Proc.Suppl.) 53** (1997) 867, [arXiv:hep-lat/9610014]
- [6] A. Ali Khan *et al.* [CP-PACS Collaboration], *Phys. Rev.* **D65** (2002) 054505, [Erratum-ibid. **D 67** (2003) 059901], [arXiv:hep-lat/0105015].
- [7] C.R. Allton, V. Gimenez, L. Giusti, and F. Rapuano, *Nucl. Phys.* **B489** (1997) 427 [arXiv:hep-lat/9611021]
- [8] R. Dashen and D.J. Gross, *Phys. Rev.* **D23** (1981) 2340.
- [9] R.G. Edwards, U.M. Heller, T.R. Klassen, *Nucl. Phys.* **B517** (1998) 377, [arXiv:hep-lat/9711003].