

# Supercurrent Flow in NJL<sub>2+1</sub> at High Baryon Density

Simon Hands and Avtar Singh Sehra

*Department of Physics, University of Wales Swansea,  
 Singleton Park, Swansea SA2 8PP, U.K.*

**Abstract:** We present results of numerical simulations of the 2+1d Nambu – Jona-Lasinio model with non-zero baryon chemical potential  $\mu$  and spatially-varying complex diquark source strength  $j$ . By choosing  $\arg(j)$  to vary smoothly through  $2\pi$  across the spatial extent of the lattice, a baryon number current is induced which in the high density phase remains non-vanishing as  $|j| \rightarrow 0$ ; we are hence able to extract a quantity characteristic of a superfluid known as the *helicity modulus*. We also study supercurrent flow at non-zero temperature and estimate the critical temperature at which the normal phase is restored, which is consistent with the conventional picture for thin-film superfluids in which the transition is viewed in terms of vortex – anti-vortex unbinding.

## 1 Introduction

There are unfortunately rather few quantum field theories amenable to study using lattice Monte Carlo techniques in the presence of a non-zero chemical potential  $\mu$ , or more specifically with  $\mu/T \gg 1$ . Many important theories, including QCD, cannot be studied because their path integral measure with  $\mu \neq 0$  is not real on analytic continuation to Euclidean metric, making Monte Carlo importance sampling inoperative. Of those with positive definite measure, the Nambu Jona-Lasinio (NJL) model with  $N_f = 2$  quark flavors [1] is one of the most interesting. At  $\mu = 0$  the theory exhibits dynamical chiral symmetry breaking, with the generation of a constituent quark mass scale  $\Sigma$  much larger than the bare mass  $m$ . For  $\mu > \mu_c \approx \Sigma$ , chiral symmetry is restored, and the ground state is a degenerate fermi system with  $\mu = E_F \simeq k_F$  [2]. In  $d+1$  dimensions the baryon density in this case is  $n_B = 4N_f \mu^d \theta(\mu - \mu_c) / (4\pi)^{\frac{d}{2}} d\Gamma(\frac{d}{2})$ .

The precise nature of the ground state at high density depends on  $d$ . For the realistic case  $d = 3$ , lattice simulations suggest that condensation of diquark pairs at the Fermi surface takes place leading to spontaneous breakdown of the  $U(1)_B$  baryon number symmetry [3]. An energy gap  $\Delta > 0$  to excite fermionic quasiparticles develops; for phenomenologically-motivated lattice parameters the simulations predict  $\Delta/\Sigma \simeq 0.15$ , in good agreement with self-consistent model calculations of the gap in superconducting quark matter [4]. In this case the NJL model appears to behave as an orthodox BCS superfluid; there is long-range ordering of the ground state signalled by the non-vanishing

condensate  $\langle qq \rangle \neq 0$ , and a dynamically-generated mass scale  $\Delta$ . Since a  $U(1)_B$  symmetry has been spontaneously broken, there is a massless scalar  $qq$  bound state in the spectrum, which is associated with long-range interactions between vortex excitations in the superfluid, and with a collective propagating mode for  $T > 0$  known as second sound.

However, both for obvious numerical convenience, and for a more formal reason, namely the existence of an interacting continuum limit, lattice simulations were first applied to the NJL model with  $\mu \neq 0$  in 2+1 dimensions [5, 6, 7]. In this case the physics appears radically different. Whilst there is evidence for long-range coherence of diquark correlation functions [5], there is no long-range order, and apparently no gap. Rather, the condensate vanishes non-analytically with the diquark source strength,  $\langle qq \rangle \propto j^\alpha$ , with  $0 < \alpha(\mu) < 1$  [6]. The results were interpreted in terms of a critical phase for all  $\mu > \mu_c$ , in which the diquark correlator decays algebraically,  $\langle qq(0)qq(\vec{r}) \rangle \propto r^{-\eta}$  [7]. Since all simulations are performed on finite systems, and therefore necessarily at  $T > 0$ , the absence of long-range order is consistent with the Coleman-Mermin-Wagner theorem for  $2d$  systems [8]. The situation is analogous to the low- $T$  phase of the  $2d$  X-Y model, one of whose physical applications is the description of superfluidity in thin films [9].

The defining property of a superfluid is that the flux density of conserved charge, or supercurrent  $\vec{J}$ , is related to the spatial variation of the phase angle  $\theta$  of the  $U(1)$ -valued order parameter field (in this case  $\langle qq \rangle$ ) via

$$\vec{J} = \Upsilon \vec{\nabla} \theta. \quad (1)$$

The constant of proportionality  $\Upsilon$  is known as the *helicity modulus*. For a textbook non-relativistic superfluid such as  ${}^4\text{He}$  it is given by

$$\Upsilon = \frac{\hbar}{M} n_s \quad (2)$$

where  $M$  is the mass of the helium atom and  $n_s$  is a parameter called the *superfluid density*, which need not coincide with the charge density of the condensate. For a relativistic system  $\Upsilon$  is best thought of as a phenomenological parameter in its own right, rather like  $f_\pi^2$  in  $(d+1)$ -dimensional chiral model [10]. One way of understanding superfluidity in the absence of long-range order in a  $2d$  system is to observe that the only way to change the quantised circulation  $\oint \vec{J} \cdot d\vec{l}$  around one direction of a finite torus is to excite a vortex – anti-vortex pair, and transport one member of the pair around the other direction of the torus before re-annihilation. The energy required to do this scales as  $\ln L$  where  $L$  is the size of the system [9]: hence in the thermodynamic limit circulation patterns are topologically stable.

This Letter will present further support for this scenario in  $\text{NJL}_{2+1}$  by extracting  $\Upsilon$  via a calculation of the induced baryon number current  $\vec{J} = \langle \bar{\psi} \vec{\gamma} \psi \rangle$  in response to a spatially varying diquark source. As well as providing direct verification of superfluid behaviour in a fermionic model, we will also study the behaviour of  $\vec{J}$  as temperature  $T$  is increased, and find the transition to “normal” behaviour at a critical  $T_c$  consistent with analytic expectations.

## 2 Method

The lattice NJL model studied is identical to that of [5, 7]:

$$S_{NJL} = \sum_x \bar{\chi}_x M[\Phi]_{xy} \chi_y + j \chi_x^{tr} \tau_2 \chi_x + \bar{j} \bar{\chi}_x \tau_2 \bar{\chi}_x^{tr} + \frac{1}{g^2} \sum_{\tilde{x}} \text{tr} \Phi_{\tilde{x}}^\dagger \Phi_{\tilde{x}}, \quad (3)$$

where  $\chi, \bar{\chi}$  are isodoublet staggered lattice fermion fields,  $\Phi = \sigma \mathbb{1} + i \vec{\pi} \cdot \vec{\tau}$  is an auxiliary bosonic field defined on the dual lattice sites  $\tilde{x}$ , and the matrix  $M$  is

$$M_{xy}^{pq} = \delta^{pq} \sum_{\nu=0,1,2} \frac{\eta_{\nu x}}{2} [e^{\mu \delta_{\nu 0}} \delta_{y, x+\hat{\nu}} - e^{-\mu \delta_{\nu 0}} \delta_{y, x-\hat{\nu}}] + \delta_{xy} \left\{ m \delta^{pq} + \frac{1}{8} \sum_{\langle \tilde{x}, x \rangle} [\sigma_{\tilde{x}} \delta^{pq} + i \varepsilon_x \vec{\pi}_{\tilde{x}} \cdot \vec{\tau}^{pq}] \right\}. \quad (4)$$

Here  $\langle \tilde{x}, x \rangle$  denotes the set of 8 dual sites  $\tilde{x}$  surrounding  $x$ ,  $\eta_{\mu x} = (-1)^{x_0 + \dots + x_{\mu-1}}$  is the Kawamoto-Smit phase required for a Lorentz covariant continuum limit, and  $\varepsilon_x = (-1)^{x_0 + x_1 + x_2}$ . A full description of the symmetries of (3) and the numerical simulation method is given in [7]. The only novelty in the current study is that the diquark source strengths  $j, \bar{j}$  are now specified to be spatially varying, or ‘‘twisted’’:

$$j = j_0 \exp(i\theta_{\tilde{x}}); \quad \bar{j} = j_0 \exp(-i\theta_{\tilde{x}}) \quad (5)$$

with  $j_0$  a real constant. To ensure homogeneity and single-valuedness on an  $L_s^2 \times L_t$  lattice we demand

$$\theta = \frac{2\pi}{L_s} (n_1 x_1 + n_2 x_2) \quad \Rightarrow \quad \vec{\nabla} \theta = \frac{2\pi}{L_s} (n_1, n_2). \quad (6)$$

A constant supercurrent of the form (1) is therefore specified by a pair of integers  $(n_1, n_2)$ . It remains to define the conserved baryon number current  $J_\nu$ :

$$J_{\nu x} = \frac{1}{2} \langle e^{\mu \delta_{\nu 0}} \bar{\chi}_x \chi_{x+\hat{\nu}} + e^{-\mu \delta_{\nu 0}} \bar{\chi}_x \chi_{x-\hat{\nu}} \rangle. \quad (7)$$

The timelike component of (7) is none other than the baryon charge density  $n_B$  reported in [5, 7]. Here we shall use the same stochastic technique to estimate the quantum expectation value of the spacelike components  $\vec{J}(j, \mu) = (L_s^2 L_t)^{-1} \sum_x \vec{J}_x(j, \mu)$  to demonstrate behaviour of the form (1). The strategy will be to compute  $\vec{J}$  for fixed  $(n_1, n_2)$  for a range of  $j_0$  and extrapolate  $j_0 \rightarrow 0$ . Behaviour consistent with (1) in this limit is deemed to be superfluid.

We used the same simulation parameters as [5, 7], namely  $g^2 = 2.0a$ ,  $ma = 0.01$ , which at  $\mu = 0$  yields a dynamically-generated constituent mass, which in effect sets the scale, of  $\Sigma a = 0.71$ . As  $\mu$  is raised, there is a sharp transition from a chirally broken vacuum with  $\langle \bar{\chi} \chi \rangle \simeq \frac{2}{g^2} \Sigma$ ,  $n_B \simeq 0$  to a chirally restored phase with  $n_B > 0$  at  $\mu_c a \simeq 0.65$ . Studies of the fermion dispersion relation in the phase  $\mu > \mu_c$  are consistent with a sharp Fermi surface with  $k_F \lesssim \mu$  and vanishing gap  $\Delta \simeq 0$  [6, 7].

### 3 Results

#### 3.1 $T = 0$

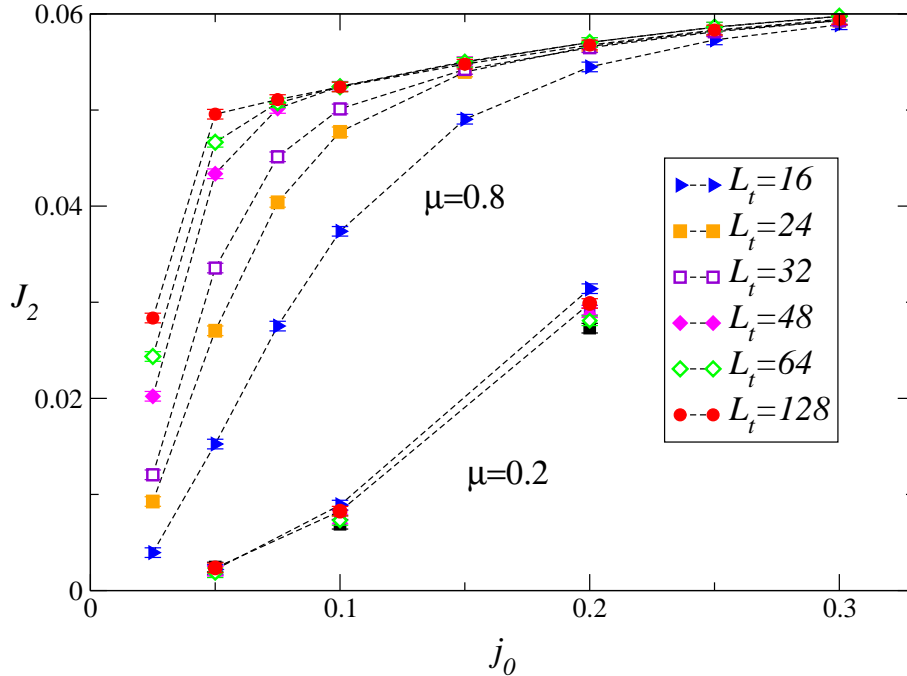


Figure 1:  $J_2$  vs.  $j_0$  on a  $16^2 \times L_t$  lattice for two different values of  $\mu$ .

In Fig. 1 we plot  $J_2$  (strictly its imaginary part) as a function of  $j_0$  for lattices of various temporal extent  $L_t$  at two representative values of  $\mu$ :  $\mu a = 0.2$  lies in the chirally-broken low density phase, and  $\mu a = 0.8$  in the high density phase, where  $n_B a^2 \simeq 0.25$  [7]. In all the plots shown here we have chosen  $(n_1, n_2) = (0, 1)$  to minimise lattice artifacts, and from now on we set the lattice spacing  $a = 1$ .

The contrast between the two phases is quite dramatic. For  $\mu = 0.2$   $J_2$  appears to vary approximately quadratically with  $j_0$ , and extrapolate to zero as  $j_0 \rightarrow 0$ . There is no significant effect as  $L_t \rightarrow \infty$ , or alternatively as  $T \rightarrow 0$ . At  $\mu = 0.8$  the small- $j_0$  behaviour depends very sensitively on  $L_t$ ; as  $T \rightarrow 0$  the data accumulate on a straight line which clearly extrapolates to a non-zero value as  $j_0 \rightarrow 0$ .

This behaviour is readily explained by writing the order parameter (diquark) field as  $\phi = \phi_0 e^{i\theta}$ , with  $\phi_0$  approximately constant. A natural effective Hamiltonian for long wavelength order parameter fluctuations at low temperature is then

$$H_{eff} = \frac{1}{2} (\vec{\nabla} \phi)^* \cdot (\vec{\nabla} \phi) \simeq \frac{\phi_0^2}{2} (\vec{\nabla} \theta)^2. \quad (8)$$

The corresponding Noether current is  $\vec{J} = -\frac{i}{2} [\phi^* \vec{\nabla} \phi - (\vec{\nabla} \phi^*) \phi] \simeq \phi_0^2 \vec{\nabla} \theta$ . For  $\mu < \mu_c$ ,

it is natural to postulate  $\phi$  proportional to  $j$ , leading to  $J_2(j_0) \propto j_0^2$ . For  $\mu > \mu_c$ , if we assume that  $\lim_{j_0 \rightarrow 0} \phi_0 \neq 0$  we recover (1) with  $\Upsilon = \phi_0^2$ .

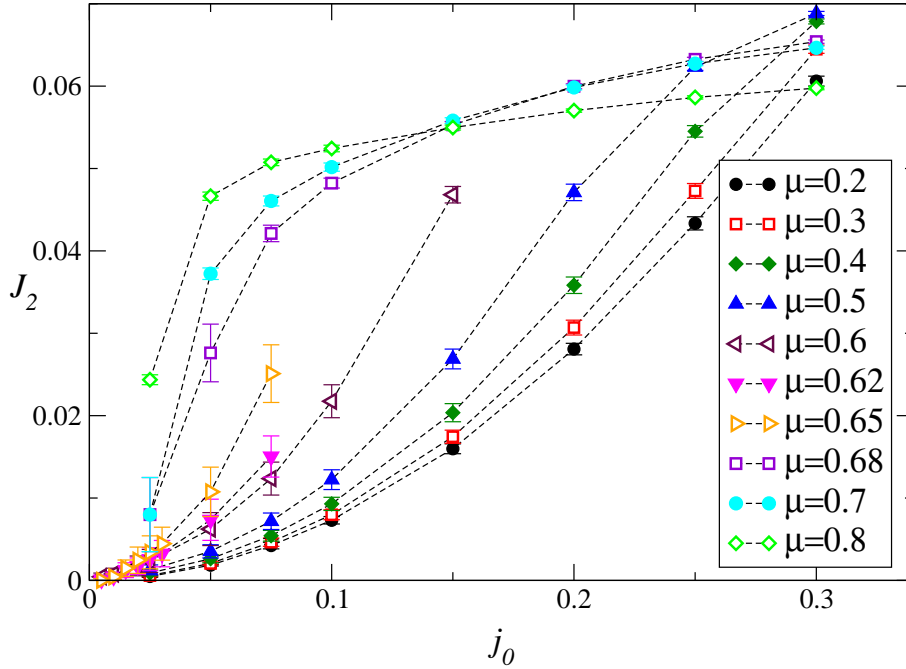


Figure 2:  $J_2$  vs.  $j_0$  on a  $16^2 \times 64$  lattice for various  $\mu$ .

With confidence that  $L_t = 64$  suffices to determine the phase, in Fig. 2 we plot  $J_2(j_0)$  for various  $\mu$ . There is a sharp change between values of  $\mu \leq 0.65$ , which display the low density quasi-quadratic behaviour and smoothly extrapolate to zero as  $j_0 \rightarrow 0$ , and  $\mu \geq 0.68$  which show a negative curvature characteristic of the high density phase. We thus determine the critical chemical potential for the onset of superfluidity  $0.65 < \mu_c < 0.68$ , in good agreement with the critical value for chiral symmetry restoration. Since as yet we have no systematic method of extrapolating to  $j_0 \rightarrow 0$  for  $\mu \gtrsim \mu_c$  to obtain an estimate for  $J_2(\mu)$  as an “order parameter”, we can make no decisive statement about the nature of the transition, but note that the behaviour of  $J_2(j_0)$  varies much more sharply across the transition than the diquark condensate  $\langle qq_+(j) \rangle$ , either in this model (Cf. Figure 2 of [7]), or even in  $\text{NJL}_{3+1}$  (Cf. Figure 4 of [3]). This matches the sharp drop in the chiral order parameter  $\langle \bar{\chi}\chi \rangle$  and corresponding rise in  $n_B$  at  $\mu = \mu_c$  [5, 7], and is consistent with the analytic prediction of a strong first order transition in the large- $N_f$  limit [11].

From now on we work exclusively at  $\mu = 0.8$  in an attempt to understand the superfluid phase further. In Fig. 3 we plot  $\Upsilon = J_2 L_s / 2\pi$  versus  $j_0$  on  $L_s^2 \times 64$  lattices. Just as for the  $\langle qq_+(j) \rangle$  data [7], it turns out that the data are well-fitted by  $\Upsilon(j_0) = A + B/L_s$ , resulting in the  $L_s \rightarrow \infty$  extrapolation shown in the plot. Recall that as well as genuine finite-size effects in this case there may also be some discretisation artifacts, since as  $L_s$  increases the gradient operator in (6) becomes better-approximated by the finite

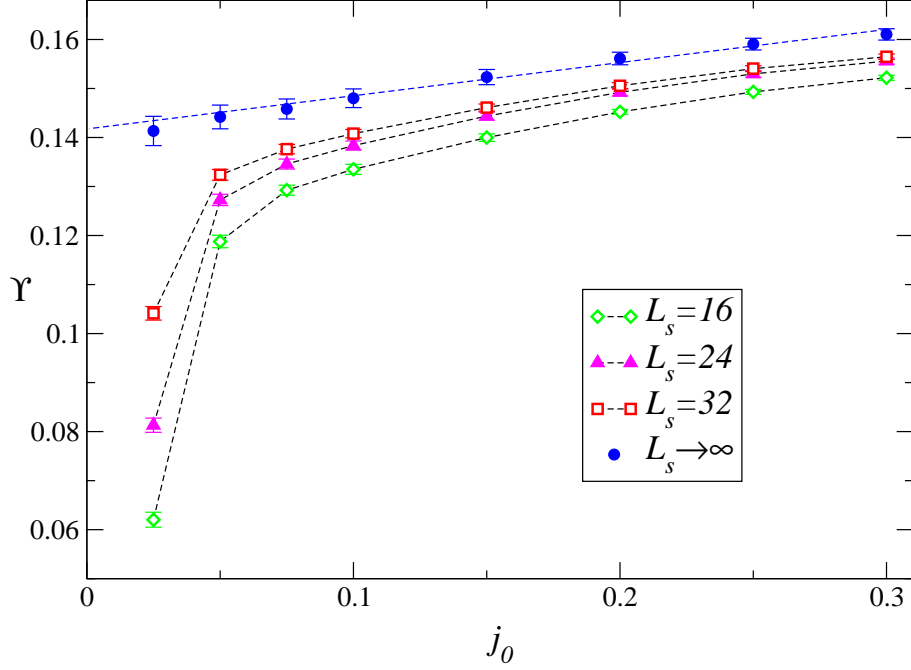


Figure 3:  $\Upsilon$  vs.  $j_0$  on a  $L_s^2 \times 64$  lattice for  $\mu = 0.8$ .

difference. Finally the  $\Upsilon(j_0)$  data in the thermodynamic limit are extrapolated to  $j_0 \rightarrow 0$  with a remarkably simple linear fit, resulting in  $\Upsilon = 0.1413(14)$ . We thus quote a result for the helicity modulus of  $\Upsilon/\Sigma = 0.200(2)$  at  $\mu a = 0.8$ .

It is interesting to pause and ask what value might be expected for  $\Upsilon$  in a conventional symmetry-breaking scenario. Let us define diquark operators  $qq_{\pm} = \frac{1}{2}(\chi^{tr}\tau_2\chi \pm \bar{\chi}\tau_2\bar{\chi}^{tr})$  and source strengths  $j_{\pm} = j \pm \bar{j}$ , so that the diquark terms in the action (3) read  $j_+qq_+ + j_-qq_-$ . In the limit  $j_- = 0$  the equation of motion for the current is then

$$\Delta_{\mu}^{-}J_{\mu} = 2j_+qq_-. \quad (9)$$

In the same limit the  $U(1)_B$ -equivalent of the axial Ward identity reads

$$\langle qq_+ \rangle = j_+ \sum_x \langle qq_-(0)qq_-(x) \rangle = \frac{j_+}{M_-^2} |\langle 0|qq_-|-\rangle|^2. \quad (10)$$

where the second equality assumes that the correlation function is dominated by a pseudo-Goldstone pole of the form  $(k^2 + M_-^2)^{-1}$ , and  $|-\rangle$  denotes a one-Goldstone state. We now introduce the  $U(1)_B$ -equivalent form of the PCAC hypothesis:

$$\langle 0|\Delta_{\mu}^{-}J_{\mu}|-\rangle = \sqrt{\Upsilon}M_-^2 = 2j_+\langle 0|qq_-|-\rangle \quad (11)$$

where we have used the relation  $\Upsilon = f_{\pi}^2$  derived in [10], and the second equality follows from (9). Combining (10) and (11) leads to the equivalent of the ‘‘Gell-Mann-Oakes-Renner’’ relation:

$$\Upsilon_{GMOR}M_-^2 = 8j\langle qq_+ \rangle. \quad (12)$$

This can be compared with numerical data for  $\langle qq_+(j) \rangle$  and  $M_-(j)$  in [7]. At  $j = 0.3$ ,  $M_- = 0.95$ ,  $\langle qq_+ \rangle = 0.72$  yielding  $\Upsilon_{GMOR} \approx 1.9$ ; at  $j = 0.1$ ,  $M_- = 0.4$ ,  $\langle qq_+ \rangle = 0.52$  yielding  $\Upsilon_{GMOR} \approx 2.6$ . We conclude  $\Upsilon \ll \Upsilon_{GMOR}$ , consistent with our hypothesis that no symmetry breaking occurs, but that the dynamics are dominated by long-range phase fluctuations of the order parameter field, described by a strongly-interacting scalar diquark field rather than a weakly-interacting Goldstone mode.

### 3.2 $T > 0$

In this section for the first time we explore the superfluid phase at non-zero temperature. We expect a restoration to the normal phase at some critical  $T_c$ . In a comparable numerical study of  $\text{NJL}_{3+1}$  which exhibits superfluidity via orthodox symmetry breaking [3], the value of  $T_c$  could be estimated from the zero temperature gap  $\Delta$  via the BCS prediction  $\Delta/T_c \simeq 1.76$ . Since this implied that  $L_t$  had to exceed  $35a$  for the system to be superfluid, an unambiguous extrapolation  $j \rightarrow 0$  to permit a systematic study of  $T > 0$  was not possible. In the current case we shall see that although the  $j \rightarrow 0$  extrapolation still remains a problem, attaining  $T < T_c$  is well within reach of the simulation.

First let us review a heuristic argument for the expected value of  $T_c$ , starting from the Hamiltonian  $H_{eff}$  (8) with  $\phi_0^2 = \Upsilon$  [9]. The phase field  $\theta(\vec{x})$  may be disrupted by topologically non-trivial vortex excitations of the form  $\theta = q\psi$ ,  $|\vec{\nabla}\theta| = q/r$ , where  $q$  is integer and  $\vec{x}$  is written  $(r, \psi)$ . The energy of a single vortex is thus

$$E \approx \frac{\Upsilon}{2} \int_a^{L_s} 2\pi r dr \left(\frac{q}{r}\right)^2 = \pi\Upsilon q^2 \ln\left(\frac{L_s}{a}\right). \quad (13)$$

Since a vortex can be located on any of  $L_s^2$  lattice sites, the entropy

$$S = 2 \ln\left(\frac{L_s}{a}\right). \quad (14)$$

The free energy  $F = E - TS$  thus changes sign for  $q = 1$  vortices at a critical temperature

$$T_c = \frac{\pi}{2}\Upsilon. \quad (15)$$

The interpretation is that a phase transition separates a low- $T$  superfluid phase in which vortices are confined to bound dipole pairs, and a high- $T$  normal phase in which the vortex anti-vortex plasma screens the long-range interactions responsible for the divergent energy in (13). The relation (15) remains valid in a more sophisticated renormalisation group treatment, except that  $\Upsilon$  is now  $T$ -dependent and should be replaced by its value  $\Upsilon(T_c)$  exactly at the transition [12].

Combining our result for  $\Upsilon$  with (15) yields an estimate  $L_t \approx 4.5$  for the temporal lattice extent where a transition to the normal phase might be expected at  $\mu = 0.8$ . Fig. 4 shows  $J_2(j_0)$  on  $32^2 \times L_t$  lattices with  $L_t$  ranging from 64 all the way down to 2. At the extremes  $L_t \geq 32$ ,  $L_t \leq 4$  the data are reminiscent of those characterising respectively the

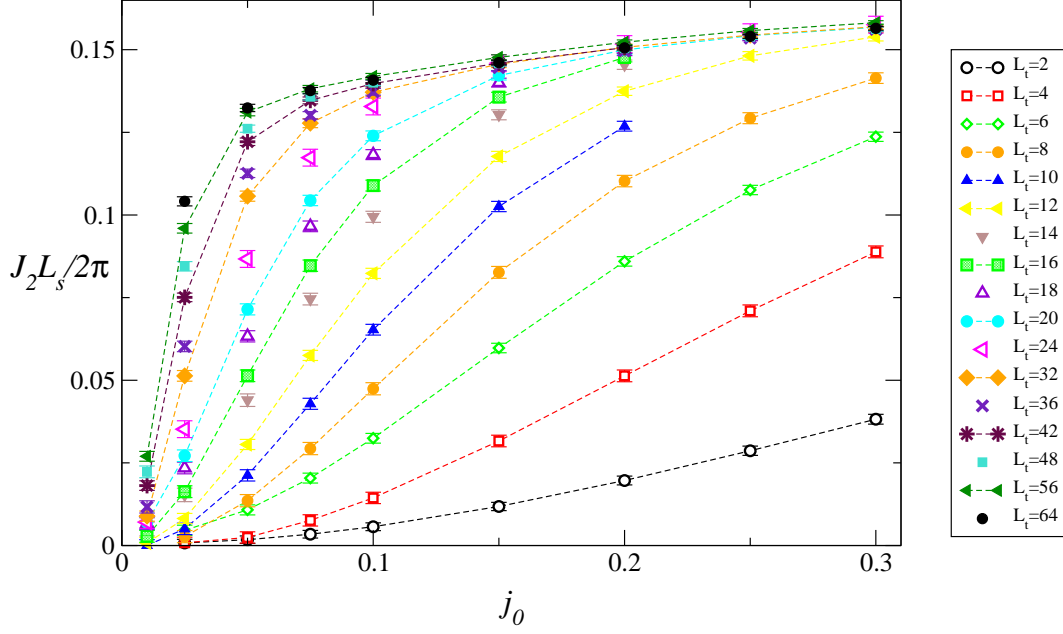


Figure 4:  $J_2$  vs.  $j_0$  on a  $32^2 \times L_t$  lattice at  $\mu = 0.8$  for various  $L_t$ .

high and low baryon density phases in Fig. 1. For intermediate temperatures, however,  $J_2(j_0)$  shows positive curvature near the origin followed by negative curvature at larger  $j_0$ , and once again the means of extrapolating  $j_0 \rightarrow 0$  to determine whether superfluidity

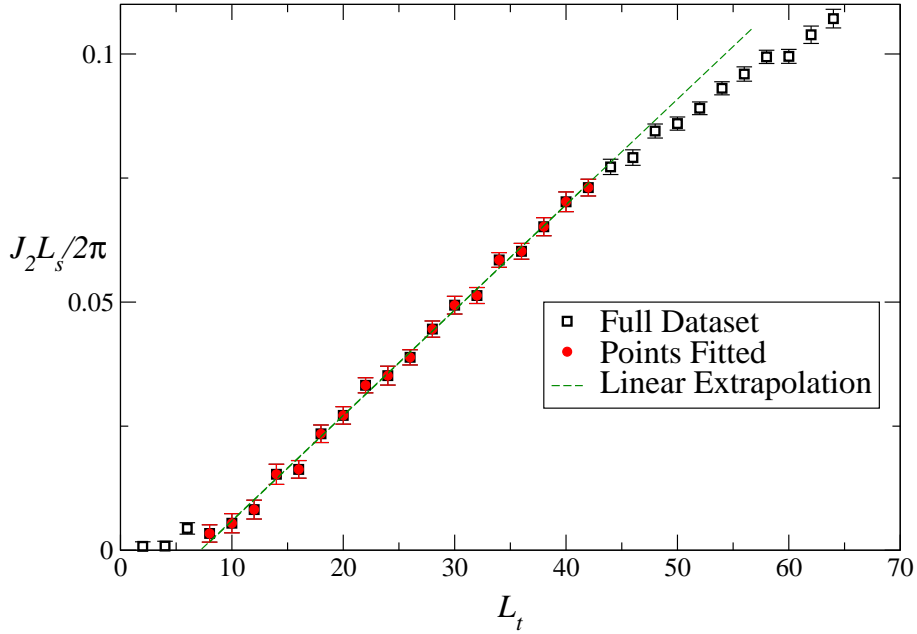


Figure 5:  $J_2$  vs.  $L_t$  on a  $32^2 \times L_t$  lattice at  $\mu = 0.8$  for fixed  $j_0 = 0.025$ .



persists is unclear.

In Fig. 5 we try a different tactic, plotting  $J_2$  for every even  $L_t \in [2, 64]$  for fixed  $j_0 = 0.025$ . A linear fit  $J_0 = a_0 L_t + a_1$  through data with  $L_t \leq 42$  seems quite reasonable, yielding  $a_0 = 0.00212(25)$ ,  $a_1 = -0.01537(9)$ . If we identify the intercept on the  $L_t$ -axis with the transition, we deduce  $L_{tc} = 7.25(95)$  and hence  $\Upsilon/T_c = 1.02(13)$ , to be compared with the theoretical value 0.637 from (15).

## 4 Summary

In this short study of the response of the system to a twisted diquark source forcing a baryon number current, we have provided direct evidence for the superfluid nature of the ground state of  $\text{NJL}_{2+1}$  at high baryon density, and quantified it at one representative value of  $\mu$  via the helicity modulus  $\Upsilon$ . It should be stressed that the “physical” value  $\Upsilon/\Sigma \simeq 0.2$  quoted is still to be extrapolated to the continuum limit. It is probably more important to note that the numerical value of  $\Upsilon$  is an order of magnitude smaller than might be expected in an orthodox symmetry breaking scenario, and is consistent with the non-Goldstone, strongly self-interacting nature of the scalar diquark excitations above the ground state.

We also studied the response of the system to non-zero temperature. Whilst we were unable to extrapolate to the zero source limit in a controlled way, by studying fixed  $j_0$  we were able to estimate a critical temperature  $T_c$  for breakdown of superfluidity of the same order of magnitude as, and only slightly smaller than, the Kosterlitz-Thouless prediction for a  $2d$  system with  $U(1)$  global symmetry, which follows from characterising the superfluid/normal transition as arising from vortex pair unbinding. More refined simulations would be required to determine whether  $T_c$  actually has the KT value, or whether  $\text{NJL}_{2+1}$ , which in addition to the scalar diquark excitations contains massless fermion degrees of freedom, actually lies in a different universality class, as suggested by estimates of the critical exponent  $\delta$  [7].

## Acknowledgements

SJH was supported by a PPARC Senior Research Fellowship. We are grateful to Costas Strouthos for valuable insight in the early stages of the project.

## References

- [1] Y. Nambu and G. Jona-Lasinio, Phys. Rev. **122** (1961) 345; *ibid* **124** (1961) 246.
- [2] S.P. Klevansky, Rev. Mod. Phys. **64** (1992) 649.
- [3] S.J. Hands and D.N. Walters, Phys. Rev. **D69** (2004) 076011.

- [4] K. Rajagopal and F. Wilczek, in *Handbook of QCD* (World Scientific, 2001), ch. 35, [arXiv:hep-ph/0011333](#); M.G. Alford, *Ann. Rev. Nucl. Part. Sci.* **51** (2001) 131.
- [5] S.J. Hands and S.E. Morrison, *Phys. Rev.* **D59** (1999) 116002.
- [6] S.J. Hands, B. Lucini and S.E. Morrison, *Phys. Rev. Lett.* **86** (2001) 753.
- [7] S.J. Hands, B. Lucini and S.E. Morrison, *Phys. Rev.* **D65** (2002) 036004.
- [8] N.D. Mermin and H. Wagner, *Phys. Rev. Lett.* **17** (1966) 1133;  
S. Coleman, *Comm. Math. Phys.* **31** (1973) 259.
- [9] J.M. Kosterlitz and D.J. Thouless, *J. Phys.* **C6** (1973) 1181.
- [10] P. Hasenfratz and H. Leutwyler, *Nucl. Phys. B* **343**, 241 (1990).
- [11] K.G. Klimenko, *Z. Phys.* **C37** (1988) 457;  
B. Rosenstein, B.J. Warr and S.H. Park, *Phys. Rev.* **D39** (1989) 3088.
- [12] D.R. Nelson and J.M. Kosterlitz, *Phys. Rev. Lett.* **39** (1977) 1201;  
D.R. Nelson, in *Phase Transitions and Critical Phenomena*, Vol **7** (1983) p.1, eds.  
C. Domb and J.L. Lebowitz (Academic Press, London).