

Large Wilson loops with overlap and clover fermions: Two-loop evaluation of the b-quark mass shift and the quark-antiquark potential

A. Athenodorou and H. Panagopoulos

Department of Physics, University of Cyprus, P.O. Box 20537, Lefkosia CY-1678, Cyprus

email: ph00aa1@ucy.ac.cy, haris@ucy.ac.cy

(November 20, 2018)

Abstract

We compute, to two loops in perturbation theory, the fermionic contribution to rectangular $R \times T$ Wilson loops, for different values of R and T .

We use the overlap fermionic action. We also employ the clover action, for comparison with existing results in the literature. In the limit $R, T \rightarrow \infty$ our results lead to the shift in the b-quark mass. We also evaluate the perturbative static potential as $T \rightarrow \infty$.

Keywords: Lattice QCD, Overlap action, Large Wilson loops, static potential.

I. INTRODUCTION

In recent years there has been a great progress toward the implementation of chirality preserving regularizations of gauge theories coupled to fermions on the lattice. The two most widely studied approaches are the overlap fermions and domain wall fermions. Numerical simulations and perturbative calculations, using these actions, are already giving promising results.

In our paper, we compute the perturbative value of **large Wilson loops** up to two loops, using the **clover** (SW) and **overlap** fermions. Using the perturbative values of Wilson loops of infinite length, we evaluate the shift of the **b-quark mass**. The perturbative values of Wilson loops, of infinite time extent, lead us to the evaluation of the **static potential**. For the case of clover fermions, we also compare our results with established results.

The calculation of Wilson loops in lattice perturbation theory is useful in a number of ways: It leads to the prediction of a strong coupling constant $a_{\overline{MS}}(m_Z)$ from low energy hadronic phenomenology by means of non-perturbative lattice simulations [1–6]. It is employed in the context of mean field improvement programmes of the lattice action and operators [7,8]. In the limit of infinite time separation, $T \rightarrow \infty$, Wilson loops give access to the perturbative quark-antiquark potential. Furthermore in the limit of large distances, $R \rightarrow \infty$, the self energy of static sources can be obtained from the potential, enabling the calculation of $\overline{m}_b(\overline{m}_b)$ from the non-perturbative simulations of heavy-light mesons in the static limit [9].

II. CALCULATION OF WILSON LOOPS

The Wilson loop W , around a closed curve C , is the expectation value of the path ordered product of gauge links:

$$W(C) = \left\langle \text{tr} \left[\prod_{x_i \in C} U_{x_i, \mu_i} \right] \right\rangle, \quad (1)$$

where $\mu_i \in \pm 1, \dots, \pm 4$, denotes the direction indicated by $x_{i+1} - x_i$ and $U_{x, -\mu} = U_{x - \hat{\mu}, \mu}$. $W(R, T)$, denotes a rectangular Wilson loop where the closed curve contains two opposite lines with an extent of T lattice units pointing in the time direction, separated by a spatial distance aR .

The smallest Wilson loop is the plaquette \square , which is the expectation value of the Wilson gauge action:

$$S_W = \beta \sum_{\square} \left[1 - \frac{1}{N} \text{Re Tr} (\square) \right]. \quad (2)$$

There are two Feynman diagrams involving fermions, contributing to $W(R, T)$ at two loops, as shown in Fig. 1:

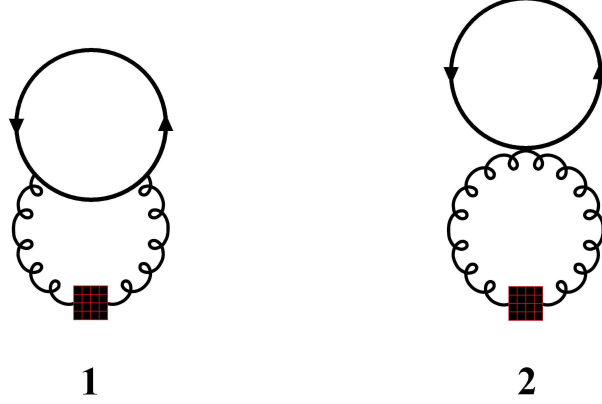


Fig.1: Two-loop fermionic diagrams contributing to $W(R, T)$.

The grid-like square vertex stands for two - point vertex of $W(R, T)$, whose mathematical expression is:

$$\begin{aligned}
\sum_x \text{tr} \left(\prod_{x_i \in C} U_{x_i, \mu_i} \right) &\rightarrow -\frac{g^2}{24} \sum_{\mu, \nu} \int \frac{d^4 k d^4 k'}{(2\pi)^4} A_\mu^a(k) A_\nu^b(k') \\
&\times \delta^{ab} \delta(k + k') \left[2\delta_{\mu, \nu} S(k_\mu, R) \sum_\rho \sin^2(k_\rho a T/2) \right. \\
&+ 2\delta_{\mu, \nu} S(k_\mu, T) \sum_\rho \sin^2(k_\rho a R/2) \\
&\left. - 4S(k_\mu, R) S(k_\nu, T) \sin(k_\mu a/2) \sin(k_\nu a/2) \right], \tag{3}
\end{aligned}$$

where: $S(k_\mu, R) \equiv \sin^2(Rk_\mu a/2)/\sin^2(k_\mu a/2)$. The involved algebra of the lattice perturbation theory was carried out using our computer package in Mathematica. The value of each diagram is computed numerically for a sequence of finite lattice sizes. Their values have been summed, and then extrapolated to infinite lattice size.

III. CALCULATION WITH CLOVER FERMIONS

The action is, in standard notation:

$$S = S_W + S_f, \tag{4}$$

where:

$$\begin{aligned}
S_f = \sum_{x, f} \left[(m + 4r) \bar{\psi}_x^f \psi_x^f - \right. \\
\left. \frac{1}{2} \sum_\mu \left(\bar{\psi}_{x+\hat{\mu}}^f (r + \gamma_\mu) U_\mu^\dagger(x) \psi_x^f + \bar{\psi}_x^f (r - \gamma_\mu) U_\mu(x) \psi_{x+\hat{\mu}}^f \right) \right] \\
+ \frac{i}{4} c_{\text{sw}} \sum_f \sum_{\mu, \nu} \bar{\psi}_x^f \sigma_{\mu\nu} \hat{F}_x^{\mu\nu} \psi_x^f, \tag{5}
\end{aligned}$$

$$\text{and : } \hat{F}^{\mu\nu} \equiv \frac{1}{8} (Q_{\mu\nu} - Q_{\nu\mu}), \quad Q_{\mu\nu} = U_{\mu,\nu} + U_{\nu,-\mu} + U_{-\mu,-\nu} + U_{-\nu,\mu}$$

Here $U_{\mu,\nu}(x)$ is the usual product of link variables $U_\mu(x)$ along a plaquette in the μ - ν directions, originating at x ; f is a flavor index; m is the bare fermionic mass; $\sigma_{\mu\nu} = (i/2)[\gamma_\mu, \gamma_\nu]$; powers of a may be directly reinserted by dimensional counting. The clover coefficient c_{SW} is a free parameter in the present work; it is normally tuned in a way as to minimize $\mathcal{O}(a)$ effects.

The perturbative expansion of the Wilson loop is given by the expression:

$$W(C) / N = 1 - W_{LO} g^2 - \left(W_{NLO} - \frac{(N^2 - 1)}{N} N_f X \right) g^4, \quad (6)$$

where: W_{LO} and W_{NLO} are the pure gauge contributions with the Wilson gauge action, which can be found in Ref. [11,10], and:

$$X = X_W + X_{SW}^a c_{SW} + X_{SW}^b c_{SW}^2. \quad (7)$$

We have computed the values of X_W , X_{SW}^a , and X_{SW}^b , and we list them in Tables I, II, III. We compare our results for X_W , X_{SW}^a , and X_{SW}^b with those of Ref. [10]¹ (only X_W), and Ref. [11] (for $m = 0$). The comparison can be found in Tables IV, V, VI.

Our results for X_W , X_{SW}^a , and X_{SW}^b as a function of mass for square loops, are shown in Figs. 2-4.

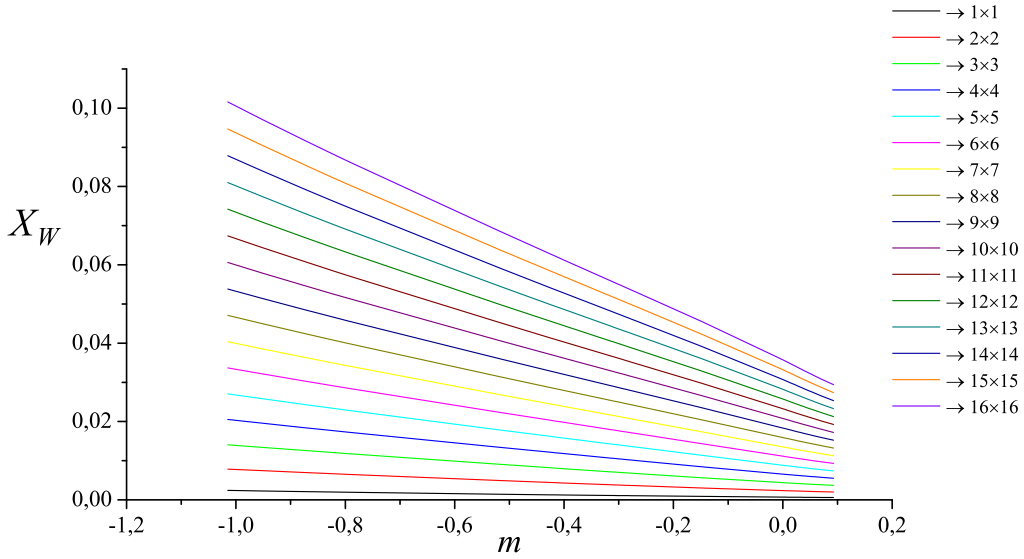


Fig.2: X_W for loops $L \times L$. Top line: $L = 16$, bottom line: $L = 1$.

¹In order to compare with Ref. [10], we deduce their values of X_W from the data presented there and we estimate the errors stemming from that data.

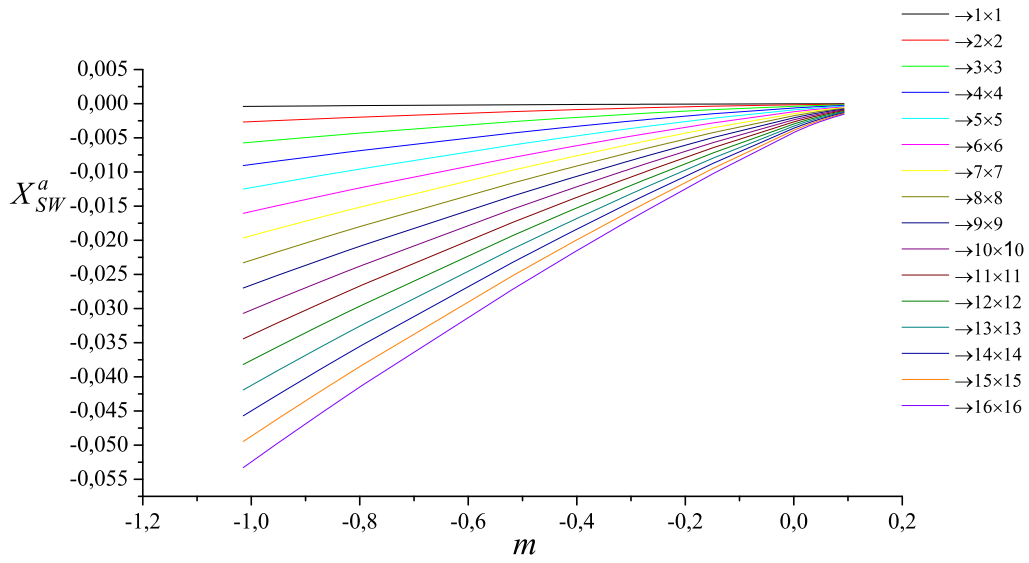


Fig.3: X_{SW}^a for loops $L \times L$. Top line: $L = 1$, bottom line: $L = 16$.

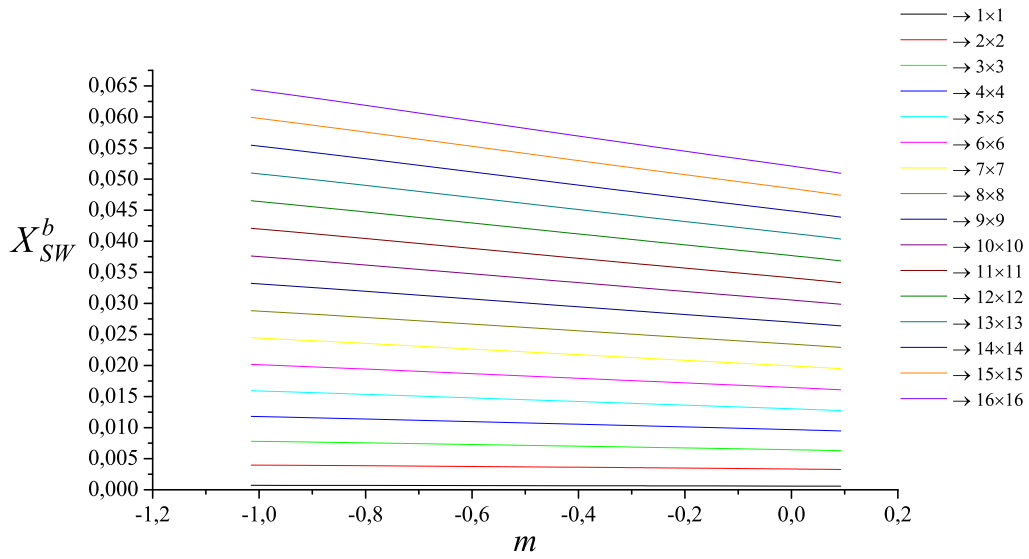


Fig.4: X_{SW}^b for loops $L \times L$. Top line: $L = 16$, bottom line: $L = 1$.

IV. CALCULATION WITH OVERLAP FERMIONS

The fermionic action now reads

$$S_f = \sum_f \sum_{x,y} \bar{\psi}_x^f D_N(x,y) \psi_y^f. \quad (8)$$

with: $D_N = M_O [1 + X(X^\dagger X)^{-1/2}]$, and: $X = D_W - M_O$. Here, D_W is the massless Wilson-Dirac operator with $r = 1$, and M_O is a free parameter whose value must be in the range $0 < M_O < 2$, in order to guarantee the correct pole structure of D_N .

Fermionic vertices are obtained by separating the Fourier transform of D_N into a free part (inverse propagator D_0) and an interaction part Σ .

$$(1/M_O)D_N(q,p) = D_0(p)(2\pi)^4 \delta^4(q-p) + \Sigma(q,p), \quad (9)$$

where:

$$D_0^{-1}(p) = \frac{-i \sum_\mu \gamma_\mu \sin p_\mu}{2[\omega(p) + b(p)]} + \frac{1}{2}, \quad (10)$$

$$\text{and : } \omega(p) = \left(\sum_\mu \sin^2 p_\mu + [\sum_\mu (1 - \cos p_\mu) - M_O]^2 \right)^{1/2}, \quad (11)$$

$$b(p) = \sum_\mu (1 - \cos p_\mu) - M_O. \quad (12)$$

$\Sigma(q,p)$ is given by:

$$\Sigma(q,p) = V^1 + V_1^2 + V_2^2 + \mathcal{O}(g^3), \quad (13)$$

with:

$$\begin{aligned} V^1 &= \frac{1}{\omega(p) + \omega(q)} \left[X_1(q,p) - \frac{1}{\omega(p)\omega(q)} X_0(q) X_1^\dagger(q,p) X_0(p) \right] \\ V_1^2 &= \frac{1}{\omega(p) + \omega(q)} \left[X_2(q,p) - \frac{1}{\omega(p)\omega(q)} X_0(q) X_2^\dagger(q,p) X_0(p) \right] \\ V_2^2 &= \int \frac{d^4 k}{(2\pi)^4} \frac{1}{\omega(p) + \omega(q)} \frac{1}{\omega(p) + \omega(k)} \frac{1}{\omega(q) + \omega(k)} \\ &\quad \times \left[-X_0(q) X_1^\dagger(q,k) X_1(k,p) - X_1(q,k) X_0^\dagger(k) X_1(k,p) \right. \\ &\quad \left. - X_1(q,k) X_1^\dagger(k,p) X_0(p) + \frac{\omega(p) + \omega(q) + \omega(k)}{\omega(p)\omega(q)\omega(k)} \right. \\ &\quad \left. \times X_0(q) X_1^\dagger(q,k) X_0(k) X_1^\dagger(k,p) X_0(p) \right] + \mathcal{O}(g^3). \end{aligned}$$

X_0, X_1 and X_2 denote the parts of the Dirac-Wilson operator with 0, 1 and 2 gluons (of order $\mathcal{O}(g^0), \mathcal{O}(g^1)$ and $\mathcal{O}(g^2)$).

The two different types of contributions, V_1^2 and V_2^2 , which comprise the 2-gluon vertex may be depicted as in Figs. 5 and 6, respectively.

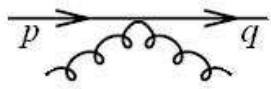


Fig.5: Pointlike part of the vertex.

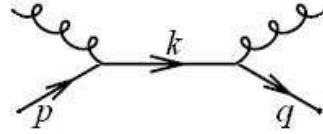


Fig.6: Vertex part with intermediate momentum integration.

The perturbative expansion of the Wilson loop is given by the expression:

$$W(C) / N = 1 - W_{LO}g^2 - \left(W_{NLO} - \frac{(N^2 - 1)}{N} N_f X_{Overlap} \right) g^4, \quad (14)$$

where $X_{Overlap}$ are the values we compute. Fig. 7 shows $X_{Overlap}$ as a function of M_O for square Wilson loops. Numerical values are presented in Table VII.

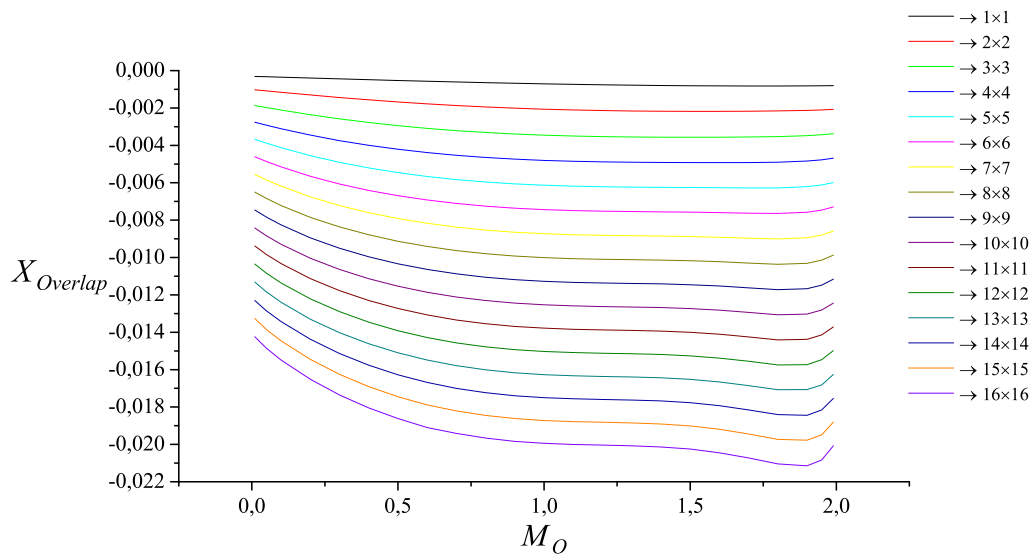


Fig.7: $X_{Overlap}$ for loops $L \times L$. Top line: $L = 1$, bottom line: $L = 16$.

V. CALCULATION OF THE B-QUARK MASS SHIFT

In perturbation theory, the expectation value of large Wilson loops decreases exponentially with the perimeter of the loops:

$$\langle W(R, T) \rangle \sim \exp(-2\delta m(R + T)). \quad (15)$$

Following Ref. [9], the perturbative expansion for $\langle W(R, T) \rangle$ is:

$$\langle W(R, T) \rangle = 1 - g^2 W_2(R, T) - g^4 W_4(R, T) + \mathcal{O}(g^6). \quad (16)$$

Using the expectation value of $W(R, T)$, we obtain the perturbative expansion for δm :

$$\delta m = \frac{1}{2(R + T)} \left[g^2 W_2(R, T) + g^4 \left(W_4(R, T) + \frac{1}{2} W_2^2(R, T) \right) \right], \quad (17)$$

where: $W_2(R, T)$ involves only gluons and:

$$W_4(R, T) = W_4^g(R, T) + W_4^f(R, T). \quad (18)$$

$W_4^g(R, T)$ is the contribution in the pure-gauge theory and $W_4^f(R, T)$ is the fermionic contribution. To evaluate the effect of fermions on the mass shift, we must examine their contribution in the limit as $R, T \rightarrow \infty$. To this end, we note that our expression assumes the generic form (modulo terms which will not contribute in this limit):

$$\int \frac{d^4 p}{(2\pi)^4} \sin^2\left(\frac{p_\nu T}{2}\right) \sin^2\left(\frac{p_\mu R}{2}\right) \left(\frac{1}{\sin^2(p_\nu/2)} + \frac{1}{\sin^2(p_\mu/2)} \right) \frac{1}{(\hat{p}^2)^2} G(p), \quad (19)$$

where $\hat{p}^2 = 4 \sum_\rho \sin^2(p_\rho/2)$ and $G(p) \sim p^2$. As $R, T \rightarrow \infty$, the above expression becomes:

$$\frac{1}{2}(R + T) \int \frac{d^3 \bar{p}}{(2\pi)^3} \frac{1}{(\hat{\bar{p}}^2)^2} G(\bar{p}), \quad (20)$$

where: $\bar{p} = (p_1, p_2, p_3, 0)$ (for $\mu = 4$ or $\nu = 4$).

For the clover action, the fermionic contribution takes the form:

$$W_4^f(R, T) = (N^2 - 1) N_f(R + T) \left(V_W + V_{SW}^a c_{SW} + V_{SW}^b c_{SW}^2 \right), \quad (21)$$

and for the overlap action, it reads:

$$W_4^f(R, T) = (N^2 - 1) N_f(R + T) V_{Overlap}. \quad (22)$$

The values of V_W , V_{SW}^a , V_{SW}^b and $V_{Overlap}$ have been calculated in the present work. Figs. 8, 9 show their values as a function of the bare fermion mass for clover fermions and of M_O for overlap fermions:

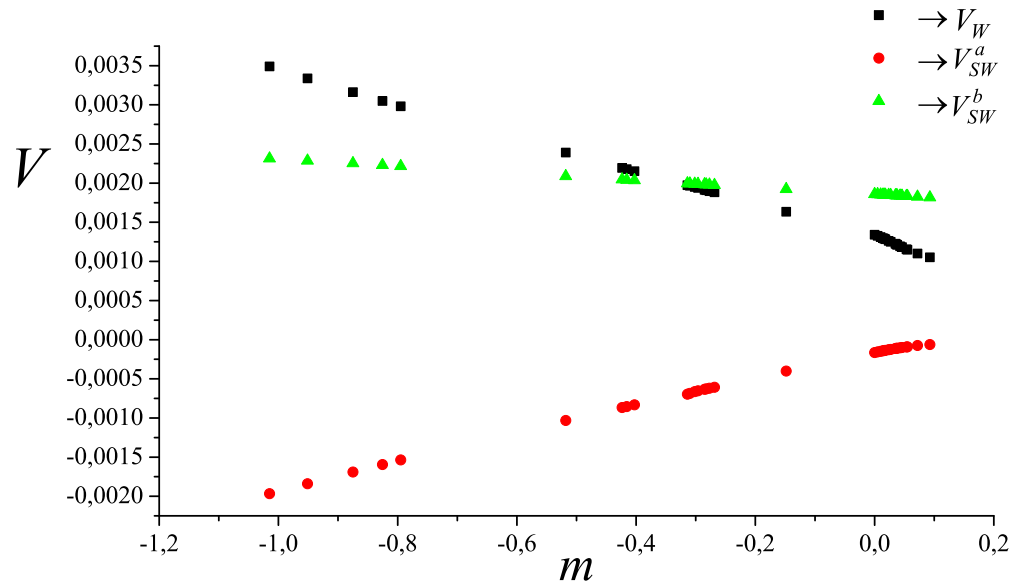


Fig.8: V_W , V_{SW}^a and V_{SW}^b as a function of m .

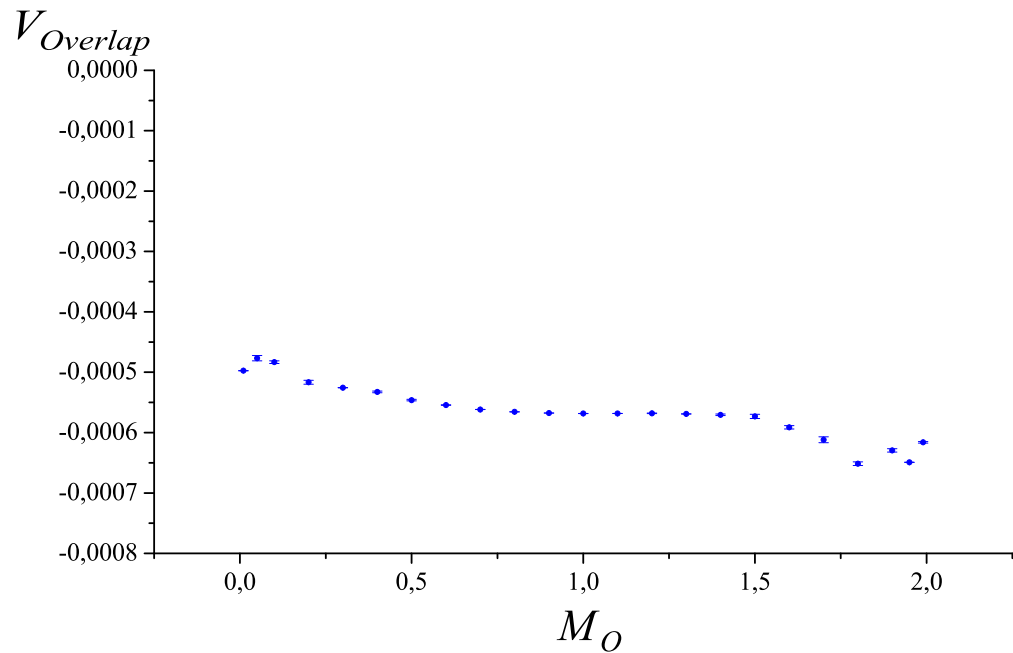


Fig.9: $V_{Overlap}$ as a function of M_O .

At **one-loop** order the b-quark mass shift is given by:

$$a\delta m \simeq 0.16849g^2 + \mathcal{O}(g^4), \quad (23)$$

if we set the number of colours N equal to 3.

Using the results for the infinite spatial and temporal extent we arrive at the **two-loop** expression for δm . We list below some examples:

- The general form of δm for **clover** fermions is ($\alpha_0 = g^2/4\pi$):

$$a\delta m \simeq 2.1173\alpha_0 + \left[11.152 - \frac{(4\pi)^2 (N^2 - 1) N_f}{2N} \times \left(V_W + V_{SW}^a c_{SW} + V_{SW}^b c_{SW}^2 \right) \right] \alpha_0^2 + \mathcal{O}(\alpha_0^3). \quad (24)$$

The values of $V_W(m)$, $V_{SW}^a(m)$, $V_{SW}^b(m)$ are listed in Table VIII. In particular, setting $m = 0.0$:

$$a\delta m \simeq 2.1173\alpha_0 + \left[11.152 - \frac{(4\pi)^2 (N^2 - 1) N_f}{2N} \left(0.00134096(5) - 0.0001641(1) c_{SW} + 0.00185871(2) c_{SW}^2 \right) \right] \alpha_0^2 + \mathcal{O}(\alpha_0^3). \quad (25)$$

These numbers agree with Ref. [9], within the precision presented there.

- For **overlap** fermions, the general form of δm is:

$$a\delta m \simeq 2.1173\alpha_0 + \left[11.152 - \frac{(4\pi)^2 (N^2 - 1) N_f}{2N} V_{Overlap} \right] \alpha_0^2 + \mathcal{O}(\alpha_0^3). \quad (26)$$

The values of $V_{Overlap}$, are listed in Table IX. In particular, setting $M_O = 1.4$:

$$a\delta m \simeq 2.1173\alpha_0 + \left[11.152 - \frac{(4\pi)^2 (N^2 - 1) N_f}{2N} 0.000571(1) \right] \alpha_0^2 + \mathcal{O}(\alpha_0^3). \quad (27)$$

VI. CALCULATION OF THE PERTURBATIVE STATIC POTENTIAL

The static potential is given by the expression:

$$aV(Ra) = - \lim_{T \rightarrow \infty} \frac{d \ln W(R, T)}{dT} \quad (28)$$

$$= V_1(R) g^2 + V_2(R) g^4 + \dots, \quad (29)$$

where: $V_1(R)$ is a pure gluonic contribution [11]. $V_2(R)$ contains a gluonic part $V_g(R)$, which can be found in Ref. [11], and a fermionic part $F(R)$:

$$V_2(R) = V_g(R) - \frac{(N^2 - 1)}{N} N_f F(R). \quad (30)$$

We compute $F(R)$ for clover and overlap fermions. For **clover**:

$$F(R) = F_{Clover}(R) = F_W(R) + F_{SW}^a(R) c_{SW} + F_{SW}^b(R) c_{SW}^2 \quad (31)$$

and for **overlap**: $F(R) = F_{Overlap}(R)$. The values of $F_{Clover}(R)$ ($c_{SW} = 1.3$) and $F_{Overlap}(R)$ for specific mass values, can be found in Tables X and XI. We present them in Figs. 10-11 as a function of R . The values of F_W , F_{SW}^a and F_{SW}^b as a function of m are shown in Figs. 12-14, and they can be found in Tables XII - XIV.

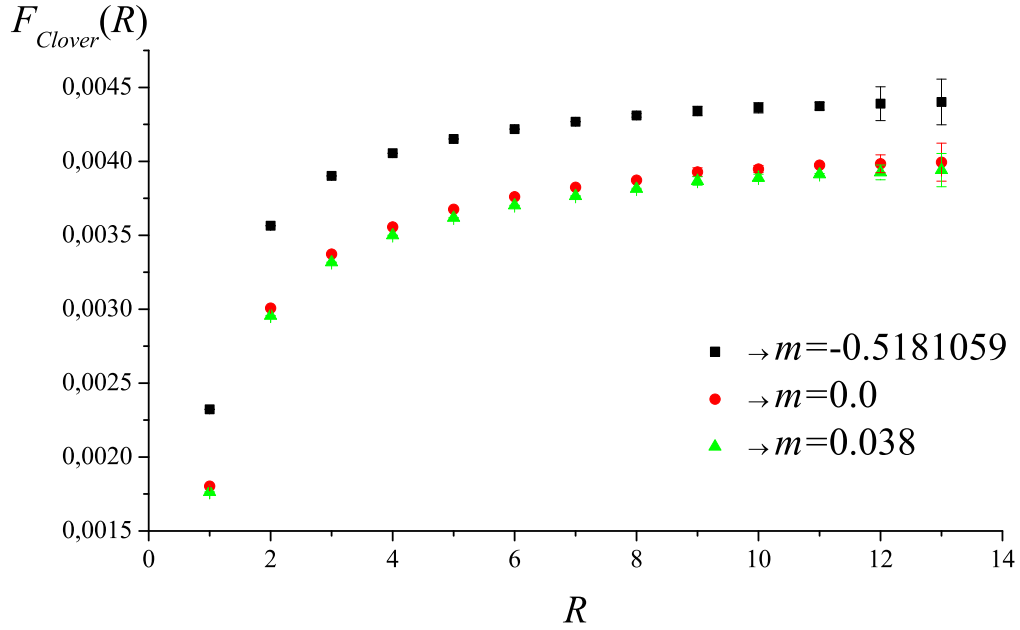


Fig.10: F_{Clover} as a function of R ($c_{SW} = 1.3$).

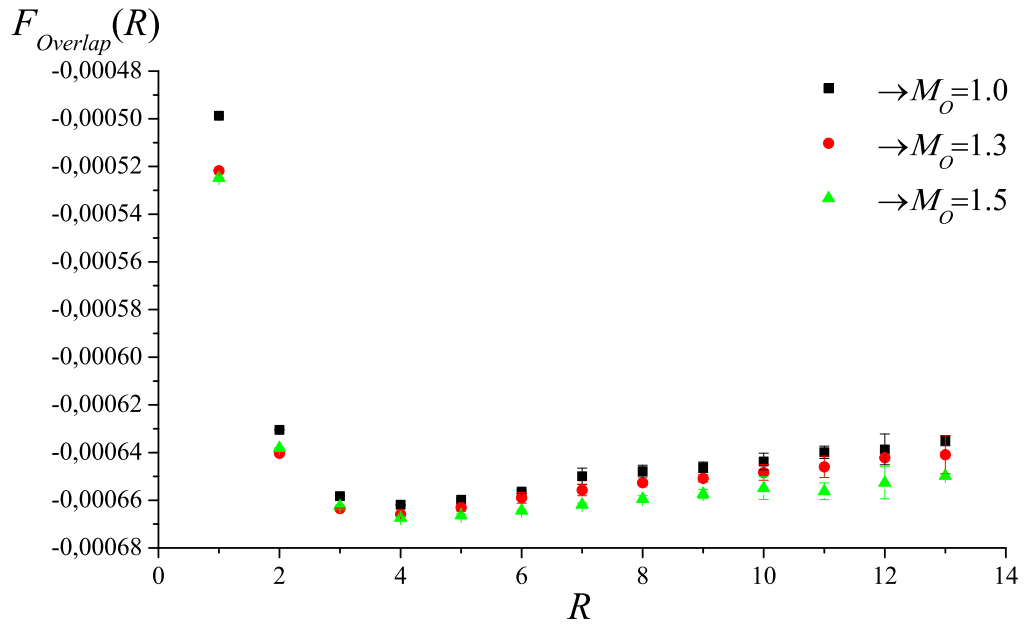


Fig.11: $F_{Overlap}$ as a function of R .

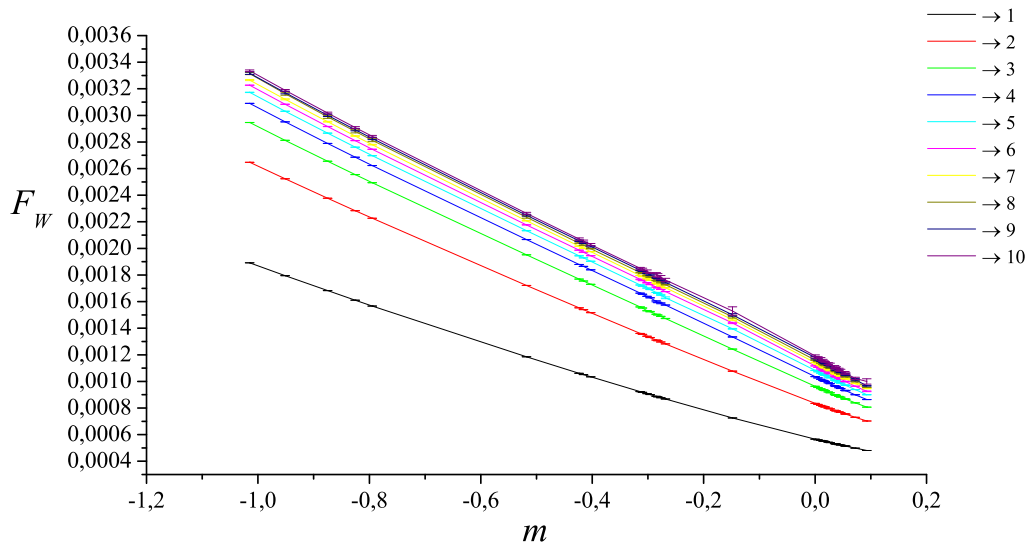


Fig.12: F_W as a function of the bare fermion mass m . Top line: $R = 10$, bottom line: $R = 1$.

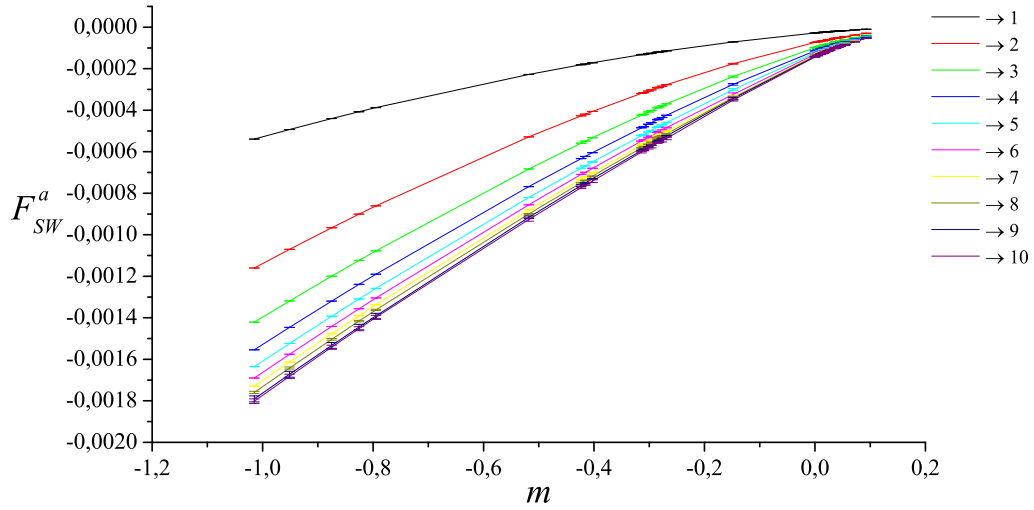


Fig.13: F_{SW}^a as a function of the bare fermion mass m . Top line: $R = 1$, bottom line: $R = 10$.

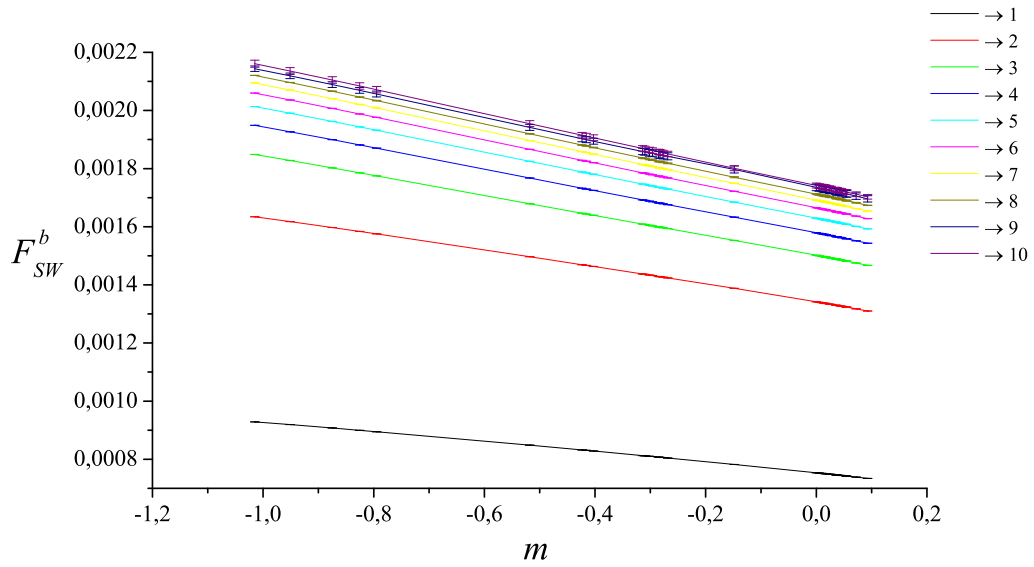


Fig.14: F_{SW}^b as a function of the bare fermion mass m . Top line: $R = 10$, bottom line: $R = 1$.

REFERENCES

- [1] A. X. El-Khadra, G. Hockney, A. S. Kronfeld and P. B. Mackenzie, *Phys. Rev. Lett.* **69**, 729 (1992).
- [2] C. T. Davies, K. Hornbostel, G. P. Lepage, A. Lidsey, J. Shigemitsu and J. H. Sloan, *Phys. Lett. B* **345**, 42 (1995) [arXiv:hep-ph/9408328].
- [3] C. T. Davies, K. Hornbostel, G. P. Lepage, P. McCallum, J. Shigemitsu and J. H. Sloan, *Phys. Rev. D* **56**, 2755 (1997) [arXiv:hep-lat/9703010].
- [4] A. Spitz *et al.* [T χ L Collaboration], *Phys. Rev. D* **60**, 074502 (1999) [arXiv:hep-lat/9906009].
- [5] S. Booth *et al.* [QCDSF and UKQCD collaborations], *Phys. Lett. B* **519**, 229 (2001) [arXiv:hep-lat/0103023]; *Nucl. Phys. Proc. Suppl.* **106**, 308 (2002) [arXiv:hep-lat/0111006].
- [6] C. Davies *et al.*, *Nucl. Phys. B (PS)* **119**, 595 (2003) [arXiv:hep-lat/0209122].
- [7] G. Parisi, in “Proc. of the 20th Int. Conf. on High Energy Physics”, Madison, Jul 17-23, 1980, eds. L. Durand and L. G. Pondrom, (American Inst. of Physics, New York, 1981).
- [8] G. P. Lepage and P. B. Mackenzie, *Phys. Rev. D* **48**, 2250 (1993) [arXiv:hep-lat/9209022].
- [9] G. Martinelli and C. T. Sachrajda, *Nucl. Phys.* **B559**, 429 (1999) [arXiv:hep-lat/9812001].
- [10] F. Di Renzo and L. Scorzato, *JHEP* **0410**, 073 (2004) [arXiv:hep-lat/0410010].
- [11] G. Bali and P. Boyle, hep-lat/0210033.

TABLE I. Values of X_W , Eqs.(6, 7), for specific masses.

$R \times T$	$m = -0.8253968$	$m = -0.5181059$	$m = -0.1482168$	$m = 0.0$	$m = 0.038$
1×1	0.002017985941(3)	0.0014485866(6)	0.000877986(6)	0.0006929202(2)	0.000651020(4)
2×1	0.003808789532(5)	0.0027649262(6)	0.001680527(8)	0.0013187555(4)	0.001236379(7)
2×2	0.006695252630(2)	0.0049398240(9)	0.00302703(1)	0.0023609937(7)	0.00220774(2)
3×1	0.0054740966(1)	0.0039933034(4)	0.002433213(9)	0.0019053135(4)	0.001784665(8)
3×2	0.0091696433(5)	0.006816343(1)	0.00420265(3)	0.003270793(4)	0.00305476(4)
3×3	0.012099698(1)	0.009076160(3)	0.0056468(1)	0.004385778(7)	0.00409027(4)
4×1	0.0071034996(5)	0.0051941492(2)	0.003169672(9)	0.0024795565(8)	0.00232145(2)
4×2	0.011522152(2)	0.008597002(3)	0.00532068(8)	0.0041372190(9)	0.00386148(4)
4×3	0.014795778(3)	0.011149549(3)	0.0069774(2)	0.005415529(4)	0.00504665(5)
4×4	0.017710525(6)	0.013413919(4)	0.0084565(3)	0.006560910(5)	0.0061084(2)
5×1	0.008722165(1)	0.006386130(1)	0.00390045(1)	0.003049571(1)	0.00285433(3)
5×2	0.013836216(4)	0.010345426(2)	0.0064176(2)	0.004988015(3)	0.00465378(6)
5×3	0.017414883(7)	0.013157873(3)	0.0082648(3)	0.006413278(5)	0.0059734(2)
5×4	0.02050333(1)	0.015574716(3)	0.0098662(4)	0.007654746(6)	0.0071224(3)
5×5	0.02342108(2)	0.017846119(6)	0.0113705(9)	0.00882313(1)	0.0082041(7)
6×1	0.010336971(2)	0.0075747735(4)	0.00462888(3)	0.003617837(3)	0.00338559(4)
6×2	0.016135852(8)	0.0120812913(6)	0.0075056(2)	0.005832123(6)	0.00543991(5)
6×3	0.02000402(2)	0.0151400270(8)	0.0095331(3)	0.007396912(8)	0.0068870(2)
6×4	0.02324722(2)	0.017692706(1)	0.0112452(9)	0.008725234(9)	0.0081151(3)
6×5	0.02626871(3)	0.020056063(2)	0.012828(1)	0.00995767(2)	0.0092550(4)
6×6	0.02919736(5)	0.02233797(1)	0.014349(1)	0.01114489(4)	0.0103532(6)
7×1	0.011950092(5)	0.0087619313(1)	0.00535615(5)	0.004185240(5)	0.00391607(5)
7×2	0.01842902(2)	0.013811440(5)	0.0085891(3)	0.006672898(9)	0.0062228(1)
7×3	0.02257938(3)	0.01710999(1)	0.0107918(3)	0.00837337(2)	0.0077942(3)
7×4	0.02596811(5)	0.01979032(2)	0.0126090(6)	0.00978362(2)	0.0090969(5)
7×5	0.02908270(7)	0.02223621(3)	0.0142608(8)	0.01107437(3)	0.0102893(7)
7×6	0.0320807(1)	0.02457977(4)	0.015838(1)	0.01230793(4)	0.0114291(8)
7×7	0.0350212(2)	0.02687227(8)	0.017374(2)	0.01351051(4)	0.0125406(8)
8×1	0.01356236(1)	0.009948329(4)	0.00608280(8)	0.00475217(1)	0.00444608(5)
8×2	0.02071885(4)	0.01553863(2)	0.0096702(1)	0.00751181(4)	0.0070043(2)
8×3	0.02514752(8)	0.01907354(5)	0.0120453(2)	0.00934576(4)	0.0086978(5)
8×4	0.0286767(1)	0.02187717(8)	0.0139600(6)	0.01083507(7)	0.0100722(7)
8×5	0.0318785(2)	0.0244002(1)	0.015681(1)	0.01218072(7)	0.0113140(8)
8×6	0.0349394(2)	0.0267996(1)	0.017309(1)	0.01345678(7)	0.0124921(8)
8×7	0.0379297(3)	0.0291364(2)	0.018886(1)	0.01469473(8)	0.0136356(9)
8×8	0.0408807(6)	0.0314384(4)	0.020433(1)	0.0159099(2)	0.014758(2)

TABLE II. Values of X_{SW}^a , Eqs.(6, 7), for specific masses.

$R \times T$	$m = -0.8253968$	$m = -0.5181059$	$m = -0.1482168$	$m = 0.0$	$m = 0.038$
1×1	-0.000292493808(2)	-0.0001573984(1)	-0.00004774(1)	-0.00002010061(1)	-0.000014684(1)
2×1	-0.000789014304(3)	-0.0004331752(1)	-0.00013418(1)	-0.0000570082(3)	-0.000041862(3)
2×2	-0.00204528413(5)	-0.0011551861(2)	-0.00037017(3)	-0.0001607273(9)	-0.000119471(9)
3×1	-0.001229832201(3)	-0.0006828156(2)	-0.00021266(2)	-0.0000890331(1)	-0.000064740(3)
3×2	-0.0030768902(1)	-0.0017689377(8)	-0.00057553(4)	-0.0002481672(1)	-0.00018354(2)
3×3	-0.0044714337(3)	-0.002630731(5)	-0.00087552(5)	-0.0003758198(2)	-0.00027679(2)
4×1	-0.001650286801(4)	-0.0009202841(3)	-0.00028722(2)	-0.0001190532(1)	-0.000085986(7)
4×2	-0.0040293806(2)	-0.002335182(4)	-0.00076609(5)	-0.0003285984(3)	-0.00024206(2)
4×3	-0.0057054610(5)	-0.003394523(5)	-0.00114482(6)	-0.0004893900(3)	-0.00035909(2)
4×4	-0.007128162(1)	-0.004297068(7)	-0.00147396(7)	-0.0006277562(3)	-0.00045880(6)
5×1	-0.0020638727(1)	-0.0011528916(8)	-0.00035998(2)	-0.0001481833(3)	-0.000106510(8)
5×2	-0.0049550067(3)	-0.002882530(4)	-0.00094971(5)	-0.0004057803(5)	-0.00029804(1)
5×3	-0.0068832569(7)	-0.004118532(9)	-0.00139950(7)	-0.0005962550(5)	-0.00043618(5)
5×4	-0.0084593585(7)	-0.00513455(1)	-0.00177899(7)	-0.0007552273(5)	-0.00055013(8)
5×5	-0.0099050827(9)	-0.00605756(2)	-0.00212377(6)	-0.0008986526(5)	-0.0006522(1)
6×1	-0.0024746461(6)	-0.001383364(1)	-0.00043184(2)	-0.0001768954(5)	-0.000126713(9)
6×2	-0.005869585(2)	-0.003421541(5)	-0.00112989(5)	-0.0004813887(8)	-0.00035280(4)
6×3	-0.008037374(3)	-0.00482471(1)	-0.00164679(6)	-0.000699807(1)	-0.00051074(7)
6×4	-0.009751051(4)	-0.00594233(2)	-0.00207166(6)	-0.000877229(4)	-0.0006373(1)
6×5	-0.011293280(5)	-0.00693732(2)	-0.00245048(4)	-0.001034160(4)	-0.0007484(1)
6×6	-0.012758475(5)	-0.0078745(3)	-0.00280503(1)	-0.001180528(5)	-0.0008517(1)
7×1	-0.002884050(2)	-0.001612786(1)	-0.00050323(2)	-0.0002053982(6)	-0.00014676(1)
7×2	-0.006778774(7)	-0.003956439(1)	-0.00130823(4)	-0.000556193(2)	-0.00040694(4)
7×3	-0.00917979(1)	-0.005521988(2)	-0.00189010(4)	-0.000801642(3)	-0.00058404(8)
7×4	-0.01102290(2)	-0.006735038(6)	-0.00235759(3)	-0.000996348(4)	-0.00072237(9)
7×5	-0.01265212(2)	-0.00779486(1)	-0.002767215(5)	-0.001165438(6)	-0.0008416(2)
7×6	-0.01418382(2)	-0.00878145(2)	-0.00314602(5)	-0.001321187(7)	-0.0009508(4)
7×7	-0.01566445(4)	-0.00972947(2)	-0.0035074(1)	-0.00146965(1)	-0.0010548(7)
8×1	-0.003292706(6)	-0.001841639(5)	-0.00057435(2)	-0.000233789(3)	-0.00016671(2)
8×2	-0.00768502(2)	-0.004489103(6)	-0.00148551(2)	-0.000630558(4)	-0.00046077(4)
8×3	-0.01031575(5)	-0.00621438(2)	-0.002131111(1)	-0.000902522(5)	-0.00065662(4)
8×4	-0.01228369(8)	-0.00751941(3)	-0.00263960(4)	-0.00111385(1)	-0.0008065(1)
8×5	-0.0139944(1)	-0.00863994(3)	-0.0030781(1)	-0.00129432(3)	-0.0009331(1)
8×6	-0.0155865(1)	-0.00967139(3)	-0.0034790(2)	-0.00145857(2)	-0.0010476(2)
8×7	-0.0171157(2)	-0.01065545(6)	-0.0038584(3)	-0.00161390(3)	-0.0011559(2)
8×8	-0.0186086(3)	-0.0116122(2)	-0.0042254(6)	-0.00176401(6)	-0.0012604(3)

TABLE III. Values of X_{SW}^b , Eqs.(6, 7), for specific masses.

$R \times T$	$m = -0.8253968$	$m = -0.5181059$	$m = -0.1482168$	$m = 0.0$	$m = 0.038$
1×1	0.000698193815(2)	0.00066565598(1)	0.0006181185(9)	0.00059630769(1)	0.0005903340(3)
2×1	0.00172584505(3)	0.00164432952(2)	0.001528663(3)	0.00147595111(2)	0.0014614713(8)
2×2	0.0038829733(2)	0.00370311435(3)	0.003455127(7)	0.00334255825(8)	0.003311403(2)
3×1	0.0026447690(1)	0.00251041847(3)	0.002327753(4)	0.00224630335(6)	0.0022240270(9)
3×2	0.0055686156(5)	0.0052917398(4)	0.00492817(2)	0.0047675835(2)	0.004723331(3)
3×3	0.007577888(1)	0.0071719960(7)	0.00666547(3)	0.0064495931(7)	0.006390427(3)
4×1	0.0035499739(3)	0.00336406864(7)	0.003114878(7)	0.0030047884(1)	0.002974759(4)
4×2	0.007181537(1)	0.0068154069(4)	0.00634099(3)	0.0061338378(5)	0.006076892(4)
4×3	0.009432576(3)	0.008914872(2)	0.00827670(4)	0.008008705(2)	0.007935550(4)
4×4	0.011436645(5)	0.010795193(5)	0.01001199(4)	0.009688495(3)	0.009600620(4)
5×1	0.0044532013(4)	0.00421590197(7)	0.00390024(2)	0.0037614497(2)	0.003723650(5)
5×2	0.008781297(2)	0.0083272219(9)	0.00774289(6)	0.007489215(1)	0.00741959(2)
5×3	0.011255252(4)	0.010628956(4)	0.00986167(6)	0.009541876(2)	0.00945480(2)
5×4	0.013384587(9)	0.012624976(8)	0.01170146(6)	0.011323119(5)	0.01122068(2)
5×5	0.01543030(1)	0.01454560(1)	0.01347306(7)	0.013037276(8)	0.01291972(5)
6×1	0.0053554122(5)	0.00506673408(7)	0.00468462(3)	0.0045171518(3)	0.004471594(5)
6×2	0.010375729(2)	0.0098339468(8)	0.00914016(4)	0.0088399114(7)	0.00875761(2)
6×3	0.013064833(5)	0.012330656(4)	0.01143529(5)	0.011063834(2)	0.01096286(2)
6×4	0.01530878(1)	0.014432416(8)	0.01337056(8)	0.012937683(5)	0.01282072(6)
6×5	0.01743948(1)	0.01643195(1)	0.01521349(9)	0.014720827(7)	0.01458826(9)
6×6	0.01951938(1)	0.01838393(1)	0.01701323(9)	0.016461641(8)	0.0163137(1)
7×1	0.006256861(1)	0.0059168274(1)	0.00546839(4)	0.0052721785(4)	0.005218838(8)
7×2	0.011966841(2)	0.0113374872(9)	0.01053447(5)	0.0101877335(4)	0.01009275(2)
7×3	0.014866656(3)	0.014024969(1)	0.01300215(6)	0.012579175(2)	0.01246432(5)
7×4	0.017219108(3)	0.016226710(2)	0.01502766(7)	0.014540534(4)	0.01440911(7)
7×5	0.019427331(3)	0.018298159(3)	0.01693557(7)	0.016386498(4)	0.0162390(2)
7×6	0.02156949(1)	0.02030783(1)	0.01878745(8)	0.018177603(4)	0.0180143(2)
7×7	0.02367264(5)	0.02228083(1)	0.0206060(1)	0.01993630(3)	0.0197574(2)
8×1	0.007157780(5)	0.006766415(2)	0.00625165(5)	0.006026753(2)	0.005965640(8)
8×2	0.013555778(5)	0.012838962(4)	0.01192690(5)	0.011533716(8)	0.01142607(1)
8×3	0.016663537(6)	0.015714608(9)	0.01456474(6)	0.014090370(8)	0.01396167(2)
8×4	0.019120705(7)	0.01801277(1)	0.01667727(9)	0.01613611(1)	0.0159903(8)
8×5	0.02140179(1)	0.02015178(5)	0.0186462(1)	0.01804107(2)	0.0178788(8)
8×6	0.02360086(4)	0.02221416(6)	0.0205457(1)	0.01987809(2)	0.0196997(9)
8×7	0.02575120(5)	0.02423078(6)	0.0224037(1)	0.02167474(2)	0.021480(1)
8×8	0.02787067(6)	0.02621858(7)	0.0242355(1)	0.0234460(1)	0.023235(1)

TABLE IV. A comparison of our results for X_W with those of F. Di Renzo and L. Scorzato [10], and G. S. Bali and P. Boyle [11], for $m = 0$.

$R \times T$	This work	Ref.[10]	Ref.[11]
1×1	0.0006929202(2)	0.000688(3)	0.000696(2)
2×1	0.0013187555(4)	0.001310(8)	0.001326(3)
2×2	0.0023609937(7)	0.00235(2)	0.00238(1)
3×3	0.004385778(7)	0.00431(8)	-
4×4	0.006560910(5)	0.00615(19)	-
5×5	0.00882313(1)	0.00813(42)	-
6×6	0.01114489(4)	0.01010(71)	-
7×7	0.01351051(4)	0.0120(11)	-
8×8	0.0159099(2)	0.0133(18)	-

TABLE V. A comparison of our results for X_{SW}^a with those of G. S. Bali and P. Boyle [11], for $m = 0$.

$R \times T$	This work	Ref.[11]
1×1	-0.00002010061(1)	-0.0000202(3)
2×1	-0.0000570082(3)	-0.0000565(5)
2×2	-0.0001607273(9)	-0.000161(1)

TABLE VI. A comparison of our results of X_{SW}^b with those of G. S. Bali and P. Boyle [11], for $m = 0$.

$R \times T$	This work	Ref.[11]
1×1	0.00059630769(1)	0.00059635(1)
2×1	0.00147595111(2)	0.0014759(3)
2×2	0.00334255825(8)	0.0033420(5)

TABLE VII. Values of $X_{Overlap}$, Eq.(14), for specific M_O values.

$R \times T$	$M_O = 0.2$	$M_O = 0.6$	$M_O = 1.0$	$M_O = 1.4$	$M_O = 1.8$
1×1	-0.00039465(1)	-0.00056736986(6)	-0.00070755250(4)	-0.00079691506(6)	-0.0008216755(4)
2×1	-0.00074225(3)	-0.0010460401(2)	-0.0012643519(2)	-0.001379382(1)	-0.001388660(4)
2×2	-0.00130320(3)	-0.0017788121(6)	-0.0020631095(7)	-0.002175237(1)	-0.00215719(3)
3×1	-0.00106622(3)	-0.0014872672(5)	-0.0017747956(4)	-0.001914135(2)	-0.00191097(1)
3×2	-0.00178572(3)	-0.0023943560(8)	-0.002728920(2)	-0.002844382(2)	-0.00281328(8)
3×3	-0.0023584(2)	-0.003088689(3)	-0.003451232(3)	-0.003559630(2)	-0.00352843(9)
4×1	-0.00138312(3)	-0.0019189679(6)	-0.0022756915(8)	-0.002440160(3)	-0.00242470(3)
4×2	-0.0022438(1)	-0.002979068(2)	-0.003366361(3)	-0.003489302(6)	-0.00344688(7)
4×3	-0.0028839(5)	-0.003725538(3)	-0.004122705(5)	-0.004232257(7)	-0.0042034(2)
4×4	-0.0034499(5)	-0.004385664(7)	-0.004804389(5)	-0.00491307(2)	-0.0049016(3)
5×1	-0.00169775(3)	-0.0023482303(6)	-0.002774573(1)	-0.002964467(3)	-0.00293665(5)
5×2	-0.0026941(4)	-0.003555500(3)	-0.003997457(4)	-0.004129009(3)	-0.0040746(2)
5×3	-0.0033921(5)	-0.004346425(4)	-0.004782379(4)	-0.00489521(2)	-0.0048676(2)
5×4	-0.0039898(6)	-0.005021256(4)	-0.005468337(6)	-0.00557929(3)	-0.0055829(2)
5×5	-0.0045506(7)	-0.00566255(1)	-0.006130452(9)	-0.00624369(6)	-0.0062747(2)
6×1	-0.00201153(7)	-0.002776797(1)	-0.003272973(2)	-0.003488349(3)	-0.00344799(8)
6×2	-0.0031406(4)	-0.004129465(2)	-0.004626948(2)	-0.004767304(3)	-0.0047001(2)
6×3	-0.0038940(4)	-0.004962410(3)	-0.005438978(3)	-0.00555545(2)	-0.0055275(3)
6×4	-0.0045189(4)	-0.00564913(1)	-0.006127581(2)	-0.00624132(5)	-0.0062572(5)
6×5	-0.0050962(5)	-0.00629315(2)	-0.00678613(2)	-0.00690240(9)	-0.0069568(9)
6×6	-0.0056530(6)	-0.00692336(2)	-0.00743660(2)	-0.0075559(4)	-0.0076436(9)
7×1	-0.0023249(1)	-0.003205140(1)	-0.003771247(3)	-0.00401211(9)	-0.0039591(1)
7×2	-0.0035857(4)	-0.004702613(2)	-0.005256009(3)	-0.00540519(9)	-0.0053248(2)
7×3	-0.0043928(4)	-0.005576718(2)	-0.006094720(8)	-0.0062148(1)	-0.0061856(3)
7×4	-0.0050434(4)	-0.00627435(2)	-0.00678550(2)	-0.0069021(1)	-0.0069285(3)
7×5	-0.0056347(5)	-0.00691997(2)	-0.00744009(2)	-0.0075593(3)	-0.0076344(4)
7×6	-0.0062004(5)	-0.00754866(3)	-0.00808495(4)	-0.0082071(5)	-0.0083245(7)
7×7	-0.0067540(6)	-0.00817135(3)	-0.00872727(5)	-0.0088536(5)	-0.009007(1)
8×1	-0.0026381(1)	-0.003633404(3)	-0.004269491(3)	-0.00453583(9)	-0.0044702(1)
8×2	-0.0040302(4)	-0.005275469(5)	-0.005884963(7)	-0.00604296(2)	-0.0059491(2)
8×3	-0.0048902(4)	-0.006190440(5)	-0.00675029(2)	-0.00687404(6)	-0.0068426(2)
8×4	-0.0055652(5)	-0.006898582(6)	-0.00744318(2)	-0.0075626(1)	-0.0075982(2)
8×5	-0.0061694(6)	-0.007545429(7)	-0.00809377(5)	-0.0082150(2)	-0.0083097(6)
8×6	-0.0067427(6)	-0.008172214(9)	-0.00873296(6)	-0.0088588(5)	-0.009002(1)
8×7	-0.0073012(6)	-0.00879187(2)	-0.00936927(7)	-0.0094986(9)	-0.009684(2)
8×8	-0.0078520(8)	-0.00940894(1)	-0.01000531(9)	-0.010138(1)	-0.010363(2)

TABLE VIII. Total values of V_W , V_{SW}^a and V_{SW}^b , Eq.(24), for various bare fermion masses.

m	V_W	V_{SW}^a	V_{SW}^b
-1.014925	0.0034903(4)	-0.00196733(7)	0.00231391(3)
-0.9512196	0.0033381(1)	-0.0018394(1)	0.00228645(1)
-0.8749999	0.0031618(2)	-0.00168960(1)	0.00225268(4)
-0.8253968	0.0030498(1)	-0.00159403(3)	0.00223031(4)
-0.7948719	0.0029818(1)	-0.0015358(2)	0.00221643(3)
-0.5181059	0.0023900(8)	-0.0010308(6)	0.0020891(1)
-0.423462	0.0021944(9)	-0.0008671(8)	0.00204579(7)
-0.4157708	0.002179(1)	-0.000854(1)	0.00204228(6)
-0.4028777	0.0021523(4)	-0.000831(1)	0.00203642(2)
-0.3140433	0.001974(3)	-0.000696(2)	0.0019965(4)
-0.3099631	0.001966(2)	-0.000685(7)	0.0019947(5)
-0.301775	0.001951(6)	-0.000663(4)	0.0019914(6)
-0.2962964	0.001939(2)	-0.000653(2)	0.0019893(6)
-0.2852897	0.001915(6)	-0.000634(2)	0.0019844(5)
-0.2825278	0.001909(7)	-0.000629(1)	0.0019828(6)
-0.2769916	0.001898(3)	-0.000620(1)	0.0019798(5)
-0.2686568	0.001883(6)	-0.000607(4)	0.0019760(2)
-0.1482168	0.001634(8)	-0.000401(4)	0.0019227(2)
0.0	0.00134096(5)	-0.0001641(1)	0.00185871(2)
0.005	0.0013266(1)	-0.0001561(2)	0.00185656(1)
0.01	0.0013112(8)	-0.0001481(3)	0.001854398(7)
0.014	0.0012982(9)	-0.0001420(1)	0.001852668(1)
0.016	0.001291(1)	-0.0001389(1)	0.001851801(2)
0.018	0.001284(2)	-0.0001360(2)	0.001850934(5)
0.0236	0.0012623(4)	-0.0001279(2)	0.00184850(1)
0.027	0.0012499(7)	-0.0001235(2)	0.00184701(1)
0.035	0.001226(1)	-0.0001127(4)	0.00184349(4)
0.0366	0.001218(4)	-0.0001105(5)	0.00184278(4)
0.038	0.001212(4)	-0.0001087(6)	0.00184216(4)
0.0427	0.001194(4)	-0.0001032(2)	0.00184007(4)
0.046	0.001183(5)	-0.000100(1)	0.00183859(4)
0.0535	0.001155(3)	-0.000092(2)	0.00183522(4)
0.055	0.001150(3)	-0.000091(2)	0.00183454(4)
0.072	0.001100(3)	-0.000073(3)	0.00182676(4)
0.0927	0.001052(5)	-0.0000615(9)	0.00181709(5)

TABLE IX. $V_{Overlap}$, Eq.(26), as a function of M_O .

M_O	$V_{Overlap}$
0.01	-0.0004974(4)
0.05	-0.000477(4)
0.1	-0.000483(2)
0.2	-0.000517(3)
0.3	-0.000526(2)
0.4	-0.000533(1)
0.5	-0.000546(1)
0.6	-0.0005543(4)
0.7	-0.0005617(1)
0.8	-0.00056556(7)
0.9	-0.00056756(2)
1.	-0.00056833(7)
1.1	-0.00056827(3)
1.2	-0.0005681(4)
1.3	-0.0005690(1)
1.4	-0.000571(1)
1.5	-0.000573(3)
1.6	-0.000591(3)
1.7	-0.000612(5)
1.8	-0.000651(3)
1.9	-0.000629(3)
1.95	-0.000649(3)
1.99	-0.000616(1)

TABLE X. $F_{Clover}(R)$, Eq.(30), for specific m values ($c_{SW} = 1.3$).

R	$m = -0.5181059$	$m = 0.0$	$m = 0.038$
1	0.00232276(8)	0.00180277(2)	0.0017638(1)
2	0.0035644(3)	0.0030071(2)	0.0029552(2)
3	0.0039016(5)	0.0033731(2)	0.0033175(2)
4	0.0040550(7)	0.0035566(3)	0.0034997(7)
5	0.0041511(9)	0.0036759(4)	0.003618(1)
6	0.0042185(9)	0.0037608(5)	0.003702(1)
7	0.004268(1)	0.0038242(9)	0.003765(3)
8	0.00431(1)	0.003873(6)	0.003814(4)
9	0.00434(3)	0.00393(2)	0.00387(2)
10	0.00436(3)	0.00395(2)	0.00389(2)
11	0.00437(5)	0.00397(4)	0.00391(3)
12	0.00439(11)	0.00398(6)	0.00393(5)

 TABLE XI. $F_{Overlap}(R)$ for specific M_O values.

R	$M_O = 0.5$	$M_O = 1.0$	$M_O = 1.3$	$M_O = 1.5$
1	-0.00040364(3)	-0.00049870(6)	-0.00052178(1)	-0.00052476(4)
2	-0.0005487(2)	-0.00063045(9)	-0.00064031(9)	-0.00063809(4)
3	-0.0005938(2)	-0.0006583(2)	-0.0006635(2)	-0.00066247(7)
4	-0.0006078(2)	-0.0006619(2)	-0.0006659(5)	-0.0006674(5)
5	-0.0006114(7)	-0.0006598(5)	-0.000663(1)	-0.0006664(6)
6	-0.0006121(7)	-0.0006563(6)	-0.000659(2)	-0.0006644(7)
7	-0.000611(1)	-0.000650(1)	-0.000656(2)	-0.0006619(7)
8	-0.000609(1)	-0.000648(2)	-0.000653(2)	-0.000659(1)
9	-0.000607(1)	-0.000646(2)	-0.000651(2)	-0.000657(2)
10	-0.000607(2)	-0.000644(3)	-0.000648(3)	-0.000655(5)
11	-0.000606(3)	-0.000640(3)	-0.000646(4)	-0.000656(6)
12	-0.000608(3)	-0.000639(6)	-0.000642(4)	-0.000653(7)

TABLE XII. $F_W(R)$, for specific values of the bare fermion mass m .

R	$m = -0.8253968$	$m = -0.5181059$	$m = -0.1482168$	$m = 0.0$	$m = 0.038$
1	0.001610803(2)	0.00118506(4)	0.0007257(9)	0.00056593(1)	0.00052922(6)
2	0.0022839(2)	0.00172190(7)	0.001077(2)	0.0008350(2)	0.0007782(1)
3	0.0025550(2)	0.0019519(2)	0.001243(2)	0.0009637(2)	0.0008954(3)
4	0.0026858(3)	0.0020665(2)	0.001335(2)	0.0010362(3)	0.0009615(3)
5	0.0027612(6)	0.0021333(2)	0.001396(3)	0.0010831(3)	0.0010040(7)
6	0.002810(1)	0.0021769(4)	0.001440(5)	0.0011163(3)	0.001034(1)
7	0.002845(3)	0.002208(8)	0.001465(5)	0.0011412(5)	0.001056(2)
8	0.00288(1)	0.002235(8)	0.001485(8)	0.001161(2)	0.001073(6)
9	0.00289(5)	0.002249(8)	0.001500(9)	0.001179(8)	0.001089(8)
10	0.00291(6)	0.002263(8)	0.00153(3)	0.001192(9)	0.001102(9)
11	0.00290(7)	0.00227(1)	0.00152(7)	0.001202(9)	0.001108(9)
12	0.00292(7)	0.00228(4)	0.00153(7)	0.00121(2)	0.00112(1)

 TABLE XIII. $F_{SW}^a(R)$, for specific values of the bare fermion mass m .

R	$m = -0.8253968$	$m = -0.5181059$	$m = -0.1482168$	$m = 0.0$	$m = 0.038$
1	-0.00040723(2)	-0.00022779(3)	-0.0000709(6)	-0.000028181(3)	-0.00001984(5)
2	-0.00090060(7)	-0.0005284(1)	-0.000176(2)	-0.00007354(1)	-0.0000533(1)
3	-0.00112346(9)	-0.0006831(2)	-0.000238(3)	-0.00009913(2)	-0.0000714(1)
4	-0.0012390(1)	-0.0007681(2)	-0.000276(4)	-0.00011436(3)	-0.0000821(2)
5	-0.0013092(1)	-0.0008204(4)	-0.000301(6)	-0.00012411(4)	-0.0000886(3)
6	-0.0013564(1)	-0.0008555(4)	-0.000324(8)	-0.00013073(7)	-0.0000931(3)
7	-0.001390(1)	-0.0008805(5)	-0.000339(9)	-0.00013549(7)	-0.0000957(5)
8	-0.001416(4)	-0.000899(2)	-0.000340(9)	-0.0001395(9)	-0.0000976(5)
9	-0.00144(1)	-0.000916(7)	-0.000344(9)	-0.0001419(9)	-0.000099(1)
10	-0.00145(1)	-0.000927(8)	-0.000351(9)	-0.000144(1)	-0.000100(1)
11	-0.00146(1)	-0.000940(8)	-0.000356(9)	-0.000146(2)	-0.000102(2)
12	-0.00147(4)	-0.00094(3)	-0.000357(9)	-0.000147(6)	-0.000102(3)

TABLE XIV. $F_{SW}^b(R)$, for specific values of the bare fermion mass m .

R	$m = -0.8253968$	$m = -0.5181059$	$m = -0.1482168$	$m = 0.0$	$m = 0.038$
1	0.000899650(2)	0.000848415(3)	0.00078216(4)	0.0007535343(8)	0.000745769(9)
2	0.001583856(4)	0.001496742(3)	0.0013881(1)	0.001341834(6)	0.00132920(1)
3	0.00178552(2)	0.001679062(4)	0.0015522(5)	0.00150193(2)	0.00148814(4)
4	0.00188161(6)	0.001767482(4)	0.0016328(5)	0.00157932(2)	0.00156503(8)
5	0.00194374(6)	0.00182508(6)	0.0016848(8)	0.00162962(2)	0.0016150(1)
6	0.00198803(6)	0.00186610(2)	0.0017218(8)	0.00166535(5)	0.0016504(2)
7	0.0020210(2)	0.0018965(2)	0.0017493(8)	0.0016918(2)	0.0016767(3)
8	0.0020462(8)	0.001920(1)	0.001770(2)	0.001712(2)	0.001697(1)
9	0.00207(1)	0.00194(1)	0.00180(1)	0.00173(1)	0.00172(1)
10	0.00208(1)	0.00195(1)	0.00180(1)	0.00174(1)	0.00173(1)
11	0.00210(2)	0.00197(1)	0.00181(3)	0.00175(2)	0.00174(2)
12	0.00210(2)	0.00197(2)	0.00182(3)	0.00176(2)	0.00174(2)