

PC Clusters for Lattice QCD

D.J. Holmgren^a

^aComputing Division, Fermi National Accelerator Laboratory, P.O. Box 500, Batavia, IL, USA

In the last several years, tightly coupled PC clusters have become widely applied, cost effective resources for lattice gauge computations. This paper discusses the practice of building such clusters, in particular balanced design requirements. I review and quantify the improvements over time of key performance parameters and overall price to performance ratio. Applying these trends and technology forecasts given by computer equipment manufacturers, I predict the range of price to performance for lattice codes expected in the next several years.

1. INTRODUCTION

The simulation codes of lattice gauge theory require substantial computing resources in order to calculate various matrix elements with sufficient precision to test the Standard Model against emerging experimental measurements. Historically, these codes have demanded the use of large supercomputers at significant cost. Both general purpose commercial supercomputers and custom, or “purpose-built”, supercomputers have been employed. Traditional supercomputers came with very high prices. The price of purpose-built supercomputer hardware was lower, but the design and construction of such machines required significant amounts of engineering and physicist manpower.

In the last half decade, the performance of commodity computing equipment has increased to the point that tightly coupled clusters of such machines can compete with traditional supercomputers in capacity (lattice size) and throughput (MFlop/sec), and with purpose-built supercomputers in price/performance. Commodity systems have been so successful across a wide spectrum of applications in many academic fields, that more than half of the supercomputers listed on the “Top500” [1] supercomputer list are clusters.

In this paper, I discuss the requirements placed on clusters by lattice QCD codes and the historical performance trends of commodity computing equipment for meeting those requirements.

Extrapolating from these trends, together with vendor roadmaps, allows prediction of the performance and price/performance of reasonable cluster designs in the next few years.

2. DESIGNING BALANCED SYSTEMS

Inversion of the Dirac operator (*Dslash*) is the most computationally intensive task of lattice codes. The improved staggered action (*asqtad*) will be used throughout this paper for quantitative examples. During each iteration of the inversion of the improved staggered *Dslash*, eight sets of SU(3) matrix-vector multiplies occur using nearest and next-next-nearest neighbor spinors. When domain decomposition is used on a cluster, ideally these floating point operations overlap with the communication of the hyper-surfaces of the sub-lattices held on neighboring nodes. Using global sums, the results of these sweeps over the full lattice are accumulated and communicated to all nodes in order to modify the spinors for the next iteration.

Dslash inversion throughput depends upon the floating point performance of the processors, the bandwidth available for reading operands from memory, the throughput of the I/O bus of the cluster nodes, and the bandwidth and latency of the network fabric connecting the computers. On any cluster, one of these factors will be the limiting factor which dictates performance for a given problem size. Minimization of price/performance requires designs which balance these factors.

Table 1

SU(3) matrix-vector multiply performance. Results are given in MFlop/sec.

Processor	“C”	Site-Wise	Vector
1.5 GHz Xeon	860	1710	5450
2.4 GHz Xeon	1310	2760	8190
2.8 GHz P4	1530	3220	9560
2.8 GHz P4E	1210	2710	7400

2.1. Floating Point Performance

Most floating point operations in lattice codes occur during SU(3) matrix-vector multiplies. For operands in cache, the throughput of these multiplies is dictated by processor clock speed and the capabilities of the floating point unit. Table 1 shows the performance of matrix-vector kernels on four Intel processors introduced since the year 2000. The “C” language kernels used are from the MILC [2] code. The use of SIMD instructions on Intel-brand and compatible CPUs, as suggested by Csikor *et al.* [3] for AMD K6-2 CPUs and implemented for the Intel SSE unit by Lüscher [4], can give significant performance improvements. Table 1 lists the performance of two styles of SSE implementation. The first, site wise, uses a conventional data layout scheme with the real and imaginary pieces of individual matrix and vector elements adjacent in memory. The second, fully vectorized, follows Pochinsky’s [5] practice of placing the real components of the operands belonging to four consecutive lattice sites consecutively in memory, followed by the four imaginary components. Whereas site wise implementations require considerable shuffling of operands in the SSE registers in order to perform complex multiplies, the fully vectorized form requires only loads, stores, multiplies, additions, and subtractions.

2.2. Memory Performance

The bandwidth of access to main memory by processors depends upon the width and the clock speed of the data bus. Intel and compatible ia32 architecture processors use 64-bit data buses exclusively. The effective speed of the so-called *front side bus*, or FSB, has increased from 66 MHz in the mid-90’s, to 800 MHz today. The corresponding peak memory bandwidths have increased from

Table 2

Memory bandwidth, and SU(3) matrix-vector throughput. FSB is given in MHz. Read and write rates are in MB/sec, measured using SSE-assisted code except for the PPro. The final column gives inferred SU(3) matrix-vector throughput in MFlop/sec.

Processor	FSB	Read	Write	M-V
PPro 200 MHz	66	98	98	54
P-III 733 MHz	133	880	1000	500
P4 1.4 GHz	400	2070	2120	1140
Xeon 2.4 GHz	400	2260	1240	1070
P4 2.8 GHz	800	4100	3990	2240
P4E 2.8 GHz	800	4560	2810	2230

528 MB/sec to 6400 MB/sec. According to Intel roadmaps, processors with 1066 MHz FSB and 8530 MB/sec peak bandwidths will be available by November of 2004. The doubling time for the exponential fit to these bandwidths is 1.87 years. The doubling for achievable bandwidth, measured using the STREAMS [6] benchmark, is 1.71 years. With SSE optimizations, the achieved doubling time decreases to 1.49 years.

From memory bandwidth measurements, using tools such as STREAMS, an estimate of the throughput of SU(3) matrix-vector multiply kernels can be made in the case in which all operands come from main memory, typical for lattice QCD codes. For single precision calculations, each matrix-vector multiply requires 96 input bytes, 24 output bytes, and 66 floating point operations. The throughput is given by this flop count divided by the memory access speed, weighted appropriately according to read and write rates. Table 2 shows the main memory matrix-vector throughput for six generations of ia32 processor, along with the conventional and SSE assisted read and write rates. Comparing Table 2 to Table 1 clearly shows that memory bandwidth constrains lattice QCD code performance.

2.3. Communications Requirements and I/O Bus Performance

Gottlieb [7] has presented a very useful model for understanding the communications requirements of lattice QCD code. Modified for this paper for the improved staggered action, this

model assumes a hypercubic lattice evenly divided among the nodes of a cluster, with inter-node communications occurring along all 4 directions. The size of the sub-lattice stored on each node, along with the requirement of the algorithm that data from the three outermost hyperplanes in each direction be communicated between neighboring nodes, gives the size of the messages interchanged during each iteration of the *Dslash* inverter. Therefore, for any assumed *Dslash* performance and sub-lattice size, one can easily determine the necessary communications bandwidth. The required bandwidth increases with decreasing sub-lattice size, and increases with increasing *Dslash* throughput.

The maximum communications rate between nodes in a cluster is limited by the smaller of the I/O bus and network bandwidths. Figure 1 shows the required bandwidths from the model as a function of message size for a variety of assumed *Dslash* throughputs. The labeled horizontal lines show the burst communications rates of various I/O buses, from the 132 MB/sec rate for the 32-bit, 33 MHz PCI bus of the mid-90's, to the 2000 MB/sec rate for the four-lane PCI Express (PCI-E) introduced in 2004. For any of the I/O architectures shown, the achievable communications rate will be no more than perhaps 75% of these burst rates. This plot shows that for current processors, capable of achieving 800 to 1600 MFlop *Dslash* throughput, PCI-X (64-bit, 133 MHz) buses are sufficient. Furthermore, currently available sixteen lane PCI-E will be more than sufficient for at least six more years, when processors could achieve at least 10 GFlop throughput.

2.4. Network Fabric Performance

A number of network fabrics exist with sufficient performance for lattice QCD clusters. These include gigabit ethernet employing switches or toroidal meshes [8,9], Myrinet, Quadrics, SCI, and Infiniband. Gigabit ethernet meshes of high dimensionality have the advantage of very low cost, but the disadvantages of large numbers of cables, the need for custom software, and sensitivity to node failures. SCI, another multi-dimensional toroidal mesh, is robust against node failures but at higher cost than gigabit ether-

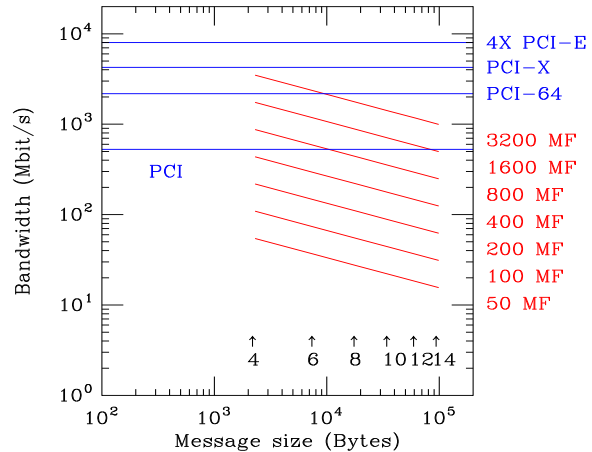


Figure 1. The diagonal lines show the required communication bandwidths as a function of message size and assumed *Dslash* performance (MFlop/sec). The marked message sizes, L , correspond to sub-lattices of size L^4 . The horizontal lines show burst rates for these buses: PCI 32-bit, 33 MHz (132 MB/sec), PCI 64-bit, 66 MHz (528 MB/sec), PCI-X 64-bit, 133 MHz (1064 MB/sec), and 4X PCI-E (2000 MB/sec).

net. Myrinet, Quadrics, and Infiniband all employ switched fabrics and have been used in large (order 1000) node clusters in fields outside of lattice QCD.

Examples of communications performance for Myrinet (LANai9, PCI64B) and Infiniband (PCI-X) networks are shown in Fig. 2. Typical for all fabrics is the bandwidth saturation at large message sizes, limited by either the I/O bus or the network itself, and the steady decrease in bandwidth with decreasing message size because of the delay (latency) necessary to setup and process a communication. *Dslash* inversion usually involves message sizes of order 1000 bytes or higher. The dispersion of bandwidth with message size determines how small a sub-lattice may be employed. For a fixed problem size, increasing the number of nodes decreases the time required to perform the calculation when the parallel computer is limited by floating point performance or memory bandwidth. However, since bandwidth also declines with the smaller message sizes, as the number of nodes increases eventually the network will be-

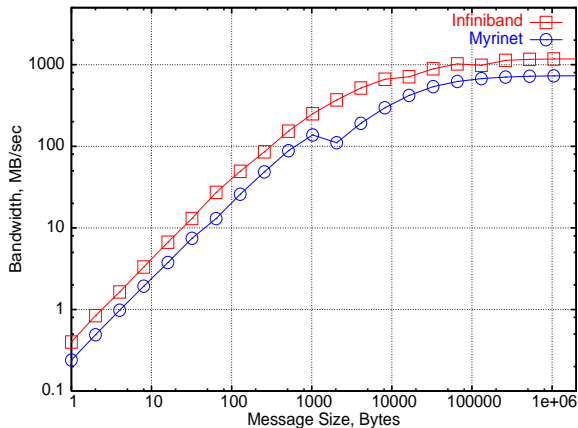


Figure 2. Network bandwidth as a function of message size, measured using the MPI Netpipe benchmark.

come the limiting performance factor.

A rough estimate of this cutoff for a given sub-lattice size may be obtained by superimposing the network bandwidth dispersion curve onto the model curves of the last section. See Fig. 3 for an example using Myrinet, where the dispersion curve was obtained using a two-node MPI Netpipe [10] benchmark. For this network, message sizes of at least 10^4 bytes are required for 800 MFlop *Dslash* throughput. Note, however, that this cutoff estimate is an optimistic upper bound. Unlike Netpipe, there is contention for both the I/O and memory buses when lattice QCD code runs. I/O bus contention results from in-bound and out-bound messages occurring simultaneously. Competition for the memory bus results from the overlap of communications with computation.

As with floating point performance, memory bandwidth, and I/O bus capability, network fabrics have steadily improved in performance over the last decade. Ethernet speeds have increased from 10 Mbit/sec in the early '90s to 10 Gbit/sec. Infiniband, the newest network fabric, currently is available with 8 Gbit/sec bandwidth in each direction, with 24 Gbit/sec expected in 2005. Such high bandwidth networks raise the network dispersion curve of Fig. 3 sufficiently to support many forthcoming generations of processors.

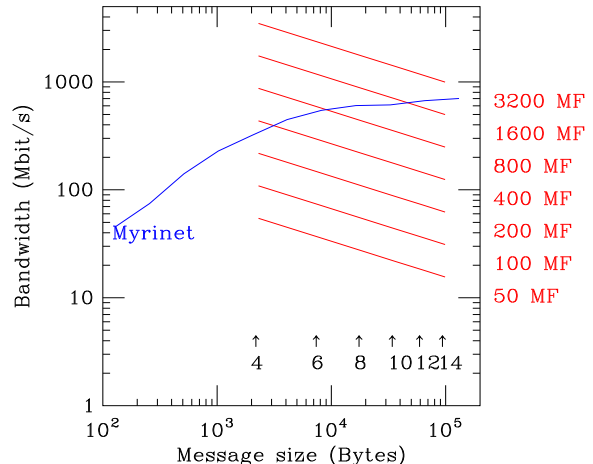


Figure 3. The Myrinet dispersion curve of Fig. 2 is superimposed on the communications model of Fig. 1 in order to estimate network limited performance as a function of processor performance and sub-lattice size.

3. OPTIMIZING PRICE/PERFORMANCE

Many factors must be taken into consideration when building clusters to optimize price/performance. As discussed above, either floating point performance, memory bandwidth, or communications performance will be the limiting factor for throughput. It makes little sense to spend additional funds for faster nodes or larger clusters if the network fabric limits performance. On the other hand, an investment in network hardware with excess bandwidth can be very cost effective, as the fabric may be reused when nodes are upgraded or replaced.

3.1. Node Costs

At the present time, low cost commodity computers are available with either one or two processors. Computers with more than two processors exist, but are significantly more expensive per processor. Since network interface cards represent a significant fraction of the total cost of a tightly coupled cluster, minimizing the number of interfaces by using dual processor systems can greatly lower overall costs. Also, dual CPU systems lower the labor costs for building and administrating clusters. On the other hand, single

processor systems as a rule have greater memory bandwidth per processor.

Over the last several years, the most cost effective computers for single node computations have been single processor machines. At any given time, the highest front side bus speeds, 800 MHz currently and soon 1066 MHz, have been available only on single processor systems. Furthermore, these systems are sold in huge volumes as business desktops and home machines, driving prices down. Their use in clusters, however, was questionable before 2004 because none of these systems had fast PCI I/O buses. In 2004, systems with PCI-X and PCI Express buses entered the market. In Fermilab's May 2004 purchase of 130 single Pentium 4E systems, the cost per node was approximately \$900 for systems with server-class motherboards, 2.8 GHz processors, 1 GByte of system memory, and PCI-X I/O.

Dual processor systems generally cost less than two times the price of corresponding single processor computers. Systems based on Intel ia32 processors have shared memory buses; the processors in these systems compete with each other for memory bandwidth, and as a consequence SMP scaling on lattice codes is poor. However, these systems tend to have very capable PCI I/O buses. The correct approach when high performance I/O is required is to purchase dual-capable systems populated with only a single processor.

Since mid-2003, dual-processor systems based on AMD's Opteron processor have been available. These systems include a memory controller embedded in each processor as well as distinct local memory buses attached to each CPU. Access from an Opteron processor to memory attached to the other CPU is considerably slower than access to the local memory. Optimizing lattice codes on these computers requires modifications to the operating system and user code to take into account the non-uniform memory architecture.

3.2. Network Costs

As a rule, the cost of high performance network fabrics is at least half as much, and often equal to, the cost of the computing nodes. Furthermore, distinct jumps in the cost per node of network fabrics occur as clusters grow in node count

beyond the size of the largest available switch. Larger clusters require cascading of switches, with a correspondingly higher cost per switch port. Typical costs for non-cascaded switched fabrics based on Myrinet or Infiniband are approximately \$1000 per node, including the switch, cabling, and network interface card. The largest Myrinet switch available at present has 256 ports. The largest Infiniband switch has 288 ports.

Lattice QCD clusters with gigabit ethernet mesh fabrics typically have six or more ethernet ports per node, with each port connected directly to a neighboring node. Dual port interfaces are available for approximately \$150 each. The lower cost of these meshes must be balanced against larger cable plants, the need for custom communications software, and the sensitivity of the cluster to node failures.

4. HISTORICAL TRENDS AND PREDICTIONS

Figure 4 shows the price/performance of MILC improved staggered code for five clusters built since late 1998, an estimate of price/performance for the new Fermilab cluster currently being commissioned, and predictions of price/performance for clusters to be built in the next three years. The oldest cluster shown utilized Pentium II processors with 100 MHz memory buses. The newest existing cluster uses Pentium 4E processors with 800 MHz FSB. From the fit to the existing cluster data, the halving time for price/performance is 1.25 years.

Given the historical performance trends, along with vendor roadmaps, we can attempt predictions of future lattice QCD cluster price/performance. These predictions are based upon the following assumptions:

- Intel ia32 processors will be available at 4.0 GHz and 1066 MHz FSB in 2005.
- Processors will be available either singly at 5.0 GHz, or in dual core equivalence (*e.g.*, dual core 4.0 GHz processors) in 2006.
- Equivalent memory bus speed will exceed 1066 MHz by 2006 through fully buffered DIMM technology or other advances.

Table 3
Price/Performance Predictions. Performance units are GFlop/sec per node.

Date	Cluster Size	Processor	Performance	Node Cost	Network Cost	Price/Perf
2004	128	2.8 GHz P4E	1.1	\$900	\$900	\$1.64/MFlop
Late 2004	256	3.2 GHz P4E	1.4	\$900	\$1000	\$1.36/MFlop
Late 2005	512	4.0 GHz P4E	1.9	\$900	\$900	\$0.95/MFlop
Late 2006	1024	5.0 GHz P4E	3.0	\$900	\$500	\$0.47/MFlop

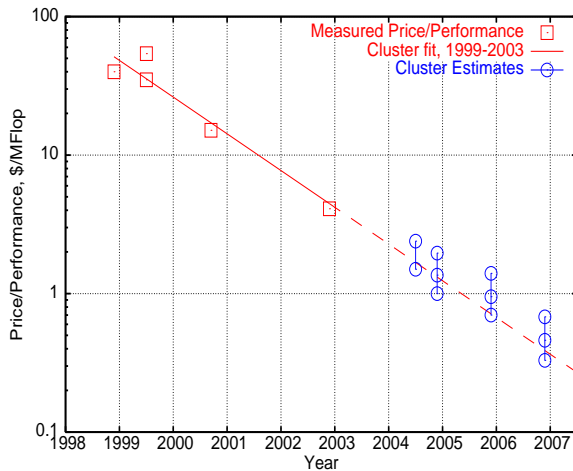


Figure 4. Price/performance measurements and predictions for Intel ia32 clusters. Shown are measured (1998 - 2003) and estimated (2004) price/performance values for clusters at Sandia National Laboratory, Indiana University, and Fermilab, as well as predicted price/performance values for clusters to be built in late 2004, 2005, and 2006.

- The cost of high performance networks such as Infiniband will drop as these networks increase in sales volume and the network interfaces are embedded on motherboards.

The predictions assume that several new technologies are delayed by one year from their first appearance on current vendor roadmaps. For example, vendor roadmaps predict that 1066 MHz memory buses will appear in 2004, dual core processors in 2005, and fully buffered DIMM technology in 2005. By year, the details of the predicted values in Fig. 4, also summarized in Table 3 are as follows. In mid-2004, the latest

Fermilab cluster used 2.8 GHz P4E systems at \$900/node. The measured sustained performance of this cluster varies from approximately 900 to 1100 MFlop/node, depending upon lattice layout (*i.e.*, the number of directions of communications). A Myrinet fabric from an older cluster was reused; this fabric has an estimated replacement cost of \$900 per node. In late 2004, a cluster based on 3.4 GHz P4E processors with PCI-E and Infiniband would sustain 1.4 GFlop/node, based on the faster processors and the improved communications. In late 2005, a cluster based on 4.0 GHz processors with 1066 MHz FSB would sustain 1.9 GFlop/node, based upon faster processors and higher memory bandwidth. In late 2006, a cluster based on the equivalent of 5.0 GHz processors with memory bandwidth greater than 1066 MHz FSB would sustain 3.0 GFlop/node.

5. LIMITS TO PRACTICAL CLUSTER SIZE

The network fabrics used on clusters limit both achievable performance and cost effectiveness. As discussed previously, the largest single high performance network switches currently available are 288-port Infiniband switches. To build a larger cluster based on such a switched network, cascading of multiple switches is required. To preserve bisectional bandwidth through the fabric, switches in a two-layer cascaded fabric have as many connections to other switches as they do to compute nodes. Cascading increases the switch costs of a fabric.

Toroidal gigabit ethernet mesh designs do not have this limitation. However, the use of ethernet requires custom communications software to replace the traditional TCP/IP communications protocol; TCP/IP introduces too much latency

for lattice QCD codes. In contrast, the communications software which is supplied with networks such as Myrinet and Infiniband not only is widely used and robust, but it also requires no modification for lattice QCD. In terms of reduced custom software development, significant benefits may be derived from using popular high performance switched networks, even though the hardware costs may be greater.

The term “strong scaling” refers to the decrease in time to solve a fixed size problem as additional nodes are employed. Communications latencies limit strong scaling. As node counts increase, the size of the local lattice stored on each node decreases, and so the size of the messages used to communicate neighboring hyperplanes also decreases. Because of the dispersion of communications bandwidth with message size caused by latency, the decreasing bandwidth available with shorter messages will eventually limit the performance as the number of nodes increases.

The reliability of the nodes in a cluster will limit the length of the longest calculation. Typical MTBF figures for commodity computers are of order 10^5 to 10^6 hours. For 10^3 nodes, an MTBF of 10^5 hours will result in an average of one hardware failure every 100 hours. Operating system stability may play a role as well, with “mean time between reboots” similarly dictating maximum job lengths. This problem can be addressed by checkpointing long calculations at regular intervals, so that they may be restored at an intermediate position after cluster repair. Note that switched networks are very tolerant of node failure in that a given sublattice may be relocated to any available node in the cluster at the start of the next job. Mesh networks, on the other hand, are generally limited to nearest computer neighbor communications unless a large latency penalty is incurred. The loss of a node within one of the dimensions of a mesh architecture requires rewiring to route around the failed computer.

6. CONCLUSIONS

Since 1999, PC clusters have exhibited steadily improving price/performance for lattice QCD; the measured price/performance halving time for

improved staggered codes over this time period was 1.25 years. Performance trends indicate that balanced designs will be achievable on large scale clusters in the future. With the advent of PCI-E, I/O bus designs will have more than sufficient bandwidth to match the communications requirements of many future generations of processors. Networks such as Infiniband similarly have excess bandwidth today, and vendor roadmaps indicate performance growth which will pace or exceed processor requirements. Improvements in memory designs should provide sufficient memory bandwidth to balance faster processors.

To date, the largest clusters in the US specifically devoted to lattice QCD have been no larger than 256 processors and have been based on Myrinet or gigabit mesh networks. Based on performance and cost trends, it is clear that significant clusters will be constructed in the coming years. A 512 processor cluster in 2005 should sustain 1.9 GFlop/sec per node on the improved staggered action at less than \$1/MFlop price/performance. By 2006, a cluster with several thousand processors should sustain multiple TFlop/sec per node for less than \$0.50/MFlop. Leveraging the results of the wide spread use of commodity clusters, these facilities will require neither specialized designs nor operational procedures.

REFERENCES

1. <http://www.top500.org/>.
2. <http://physics.indiana.edu/~sg/milc.html>.
3. F. Csikor *et al.*, *Comput. Phys. Commun.* **134** (2001) 139, [[hep-lat/9912059](#)].
4. M. Lüscher, *Nucl. Phys. B (Proc. Suppl.)* **106** (2002) 21.
5. A. Pochinsky, these proceedings.
6. <http://www.cs.virginia.edu/stream/>.
7. S. Gottlieb, physics.indiana.edu/~sg/pcnets/.
8. Z. Fodor, S.D. Katz, G. Papp, *Comput. Phys. Commun.* **152** (2003) 121, [[hep-lat/0202030](#)].
9. W. Watson, private communication.
10. <http://www.scl.ameslab.gov/netpipe/>.