

Fluctuations in the vicinity of the phase transition line for two flavor QCD *

S. Ejiri,^a C.R. Allton,^b M. Döring,^a S.J. Hands,^b O. Kaczmarek,^a F. Karsch,^a E. Laermann,^a and K. Redlich,^{a,c}

^aFakultät für Physik, Universität Bielefeld, D-33615 Bielefeld, Germany

^bDepartment of Physics, University of Wales Swansea, Singleton Park, Swansea, SA2 8PP, U.K.

^cInstitute of Theoretical Physics, University of Wrocław, PL-50204 Wrocław, Poland

We study the susceptibilities of quark number, isospin number and electric charge in numerical simulations of lattice QCD at high temperature and density. We discuss the equation of state for 2 flavor QCD at non-zero temperature and density. Derivatives of $\ln Z$ with respect to quark chemical potential (μ_q) are calculated up to sixth order. From this Taylor series, the susceptibilities are estimated as functions of temperature and μ_q . Moreover, we comment on the hadron resonance gas model, which explains well our simulation results below T_c .

Thermal fluctuations near the critical temperature (T_c) provide important information for the understanding of the properties of the QCD phase transition at high temperature and density. Baryon number fluctuations are expected to diverge at the endpoint of the first order chiral phase transition line. The electric charge fluctuation in heavy-ion collisions is one of the most promising experimental observables to identify the critical endpoint. The fluctuations are estimated by the susceptibilities of quark number (χ_q) and isospin number (χ_I), which are given by $\chi_q = \partial^2 p / \partial \mu_q^2$ and $\chi_I = \partial^2 p / \partial \mu_I^2$, where $\mu_q = (\mu_u + \mu_d)/2$, $\mu_I = (\mu_u - \mu_d)/2$. $\mu_{u[d]}$ is the chemical potential for the $u[d]$ quark. The charge fluctuation is $\chi_C = \chi_q/36 + \chi_I/4$ for $\mu_u = \mu_d$.

The simulation of QCD at non-zero μ_q is known to be difficult. However, studies based on a Taylor expansion with respect to μ_q at $\mu_q = 0$ turned out to be an efficient technique to investigate the low density regime, interesting for heavy-ion collisions. We discussed in [1] the relation between the line of constant pressure (energy density) and the phase transition line calculating the

second derivative of pressure. From the study of the fourth derivatives [2], we observed strong enhancement of χ_q near T_c , suggesting the presence of the critical point at finite μ_q . In this study, we take the calculation of p to $O(\mu_q^6)$, and that of χ_q [χ_I] to $O(\mu_q^4)$. This enables us to estimate the shift of the peak position of χ_q in the (T, μ_q) plane. Also, by calculating the ratio of the Taylor expansion coefficients, the application range of the hadron resonance gas model [3] is discussed.

Quark gluon gas, hadron resonance gas

We define the expansion coefficients c_n and c_n^I by $p/T^4 = (\ln Z)/(VT^3) \equiv \sum_{n=0}^{\infty} c_n (\mu_q/T)^n$ and $\chi_q[\chi_I]/T^2 \equiv \sum_{n=2}^{\infty} n(n-1)c_n[c_n^I](\mu_q/T)^{n-2}$ for $\mu_u = \mu_d$. We expect the equation of state to approach that of a free quark-gluon gas (Stefan-Boltzmann (SB) gas) in the high temperature limit. The coefficients in the SB limit for $N_f = 2$, $\mu_I = 0$ are well known as $c_2 = c_2^I = 1$, $c_4 = c_4^I = 1/(2\pi^2)$ and $c_n = c_n^I = 0$ for $n \geq 6$.

On the other hand, in the low temperature phase QCD is well modelled by a hadron resonance gas. If the interaction between these hadrons can be neglected, the pressure is obtained by summing over the contributions from all resonance states of hadrons. The contribution to

*Presented by S. Ejiri. This work is supported by BMBF grant No.06B1102, DFG grant KA 1198/6-4, PPARC grant PPA/a/s/1999/00026 and KBN grant 2P03 (06925).

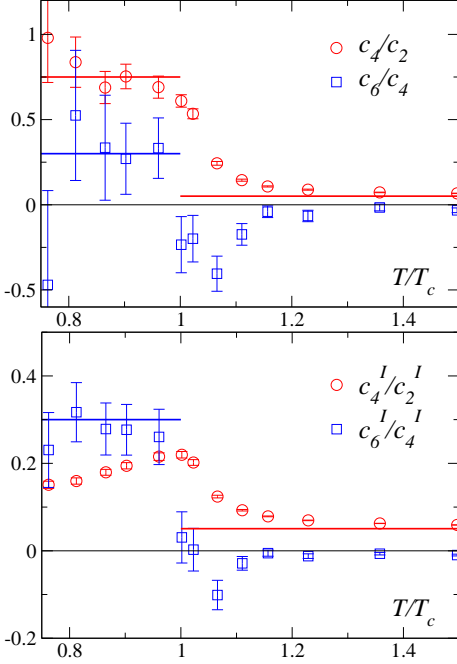


Figure 1. The ratio of Taylor expansion coefficients for χ_q (upper) and χ_I (lower).

p/T^4 from a particle which has mass m_i , baryon number B_i and third component of isospin number I_{3i} is given by

$$\frac{p_{m_i}}{T^4} = \frac{1}{2\pi^2} \left(\frac{m_i}{T}\right)^2 \sum_{l=1}^{\infty} \frac{\eta^{l+1}}{l^2} K_2\left(\frac{lm_i}{T}\right) z^l, \quad (1)$$

where $z = \exp[(3B_i\mu_q + 2I_{3i}\mu_I)/T]$, K_2 is the modified Bessel function, and η is 1 for mesons and -1 for baryons. Moreover, since $m_i/T \gg 1$ for all baryons and $K_2(x) \approx \sqrt{\pi/2x} \exp(-x)$, the first term of l is dominant in the baryon sector. Therefore, the pressure can be written as $p/T^4 = G(T) + F(T) \cosh(3\mu_q/T)$ for $\mu_I = 0$, where $F(T)$ is the baryonic component of p/T^4 at $\mu_q = 0$ and $G(T) = G_{\text{sing}}(T) + G_{\text{trip}}(T)$ is the mesonic part which has isosinglet and isotriplet components [3]. Similarly, we obtain $\chi_q/T^2 = 9F(T) \cosh(3\mu_q/T)$ and $\chi_I/T^2 = G^I(T) + F^I(T) \cosh(3\mu_q/T)$. Here, the mesonic component for χ_q is zero because mesons ($B_i = 0$) are independent of μ_q . Therefore, $c_4/c_2 = 3/4$, $c_6/c_4 = 3/10$ and $c_6^I/c_4^I = 3/10$ in the region where the non-interacting hadron resonance gas provides a good approximation.

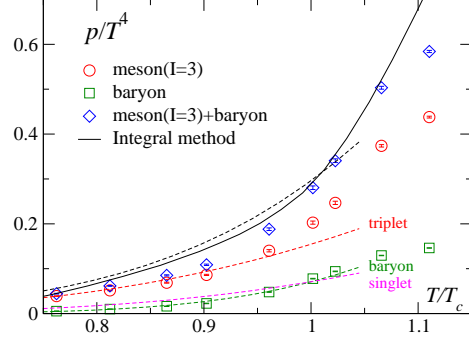


Figure 2. Pressure at $\mu_q = 0$ as a function of T .

We investigate these coefficients. Simulations are performed on a $16^3 \times 4$ lattice for 2 flavor QCD. The $p4$ improved action [4] is employed at $ma = 0.1$, which gives $m_{PS}/m_V = 0.7$. The number of configurations is 1000-5000 for each T . We use the random noise method [1,2]. The results for c_{n+2}/c_n and c_{n+2}^I/c_n^I are shown in Fig. 1. We find that these results are consistent with the prediction from the hadron resonance gas model for $T/T_c \leq 0.96$ and approach the SB values, i.e. $c_4/c_2 = c_4^I/c_2^I = 1/2\pi^2$, $c_6/c_4 = c_6^I/c_4^I = 0$, in the high temperature limit. These results suggest that the models of free quark-gluon gas and hadron gas seem to explain the behavior of thermodynamical quantities well except in the narrow regime near T_c .

Mesonic and baryonic contributions

Moreover, if the data is consistent with the hadron resonance gas model, we can separate χ_I into the contributions from isotriplet meson and baryons, since $G^I + F^I = 2c_2^I$ and $9F^I/2 = 12c_4^I$. Isosinglet mesons do not contribute to χ_I because $I_{3i} = 0$. Also, $9F = 2c_2$ from χ_q . Furthermore, for the case of $m_\pi \gg T$, the first term ($l = 1$) in Eq.(1) dominates; this approximation holds for our present simulations where $m_\pi/T \simeq 4-5$ but will no longer be valid with physical quark mass values. In this approximation, the ratio of $\partial^2(p_{m_i}/T^4)/\partial(\mu_I/T)^2$ and p_{m_i}/T^4 equals $(2I_{3i})^2$ for $I_{3i} = \{-1, 0, 1\}$. We thus find for the contribution of the triplet meson part, $G_{\text{trip}} = 3G^I/8$. We then can estimate the contribution of the isosinglet mesons to p/T^4 , G_{sing} , by comparing

$F + G_{\text{trip}}$ with the total pressure. In Fig. 2, we plot the baryon component $F = 2c_2/9$ (square), the triplet meson component $G_{\text{trip}} = 3c_2^I/4 - c_4^I$ (circle) and the total (diamond). The solid line is the pressure obtained with the integral method in [5]. The dashed lines in Fig. 2 represent the predictions from the hadron resonance gas model for the mass parameter of our simulations. The resonance states for this quark mass are adjusted by the method described in [3]. The simulation results for p/T^4 obtained with the integral method, together with the triplet meson and baryon contributions, are surprisingly well reproduced by this model calculation. The result for the singlet meson contribution may explain the difference in pressure obtained from the integral method and that from the Taylor expansion which neglects the singlet part.

Susceptibilities at $\mu_q \neq 0$

Next, we calculate quark number and isovector susceptibilities, using three methods, in a range of $0 \leq \mu_q/T \leq 1$. The data connected by solid lines in Fig. 3 are obtained by $\chi_q/T^2 = 2c_2 + 12c_4(\mu_q/T)^2 + 30c_6(\mu_q/T)^4$ and the corresponding equation for χ_I . Dot-dashed lines are from the hadron resonance gas model, using F , F^I and G^I . This turned out to be a good approximation for $T/T_c \lesssim 0.96$. Dashed lines are calculated by the reweighting method with an approximation in [1]. Here the truncation error is $O(\mu_q^6)$ but the effect from higher order terms of μ_q is partially included. The sign problem in the reweighting method is serious when the complex phase fluctuations of the quark determinant are large at large μ_q/T . We omitted data for which the standard deviation of the complex phase is larger than $\pi/2$. The difference among the three results is caused by the approximation in the higher order terms of μ_q/T .

Since the statistical error of c_6 is still large near T_c , the peak of χ_q seems to lose its statistical significance. However, as seen in Fig. 1, c_6 changes its sign at T_c . This means the peak position of χ_q moves left, which is corresponding to the change of T_c as a function of μ_q . $T_c(\mu_q/T = 1)/T_c(\mu_q/T = 0)$ in [1] is about 0.93. Moreover, χ_q increases with higher orders of the

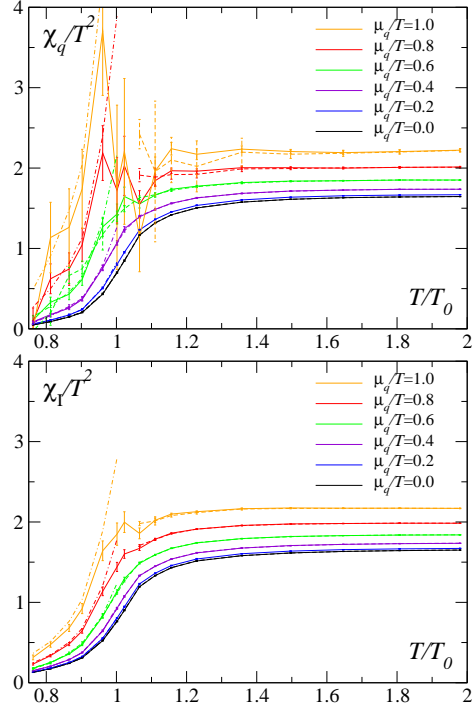


Figure 3. Quark number (upper) and isovector (lower) susceptibilities as a function of T for each fixed μ_q/T . T_0 is T_c at $\mu_q = 0$.

expansion for $T \lesssim T_c$ which confirms the existence of a peak. This suggests the presence of a critical endpoint in the (T, μ_q) plane. On the other hand, χ_I in Fig. 3 does not show any singular behavior. This is consistent with the sigma model prediction that only isosinglet degrees of freedom become massless at the critical endpoint.

REFERENCES

1. C.R. Allton *et al.*, Phys. Rev. **D66** (2002) 074507.
2. C.R. Allton *et al.*, Phys. Rev. **D68** (2003) 014507.
3. F. Karsch, K. Redlich and A. Tawfik, Eur. Phys. J. **C29** (2003) 549; Phys. Lett. **B571** (2003) 67.
4. U.M. Heller, F. Karsch, and B. Sturm, Phys. Rev. **D60** (1999) 114502.
5. F. Karsch, E. Laermann and A. Peikert, Phys. Lett. **B478** (2000) 447.