

A partially quenched analysis of the $\eta - \eta'$ system in $N_f = 2$ QCD

H. Neff^a, Th. Lippert^b, J. Negele^c and K. Schilling^b

^aCenter for Computational Science, Boston University, 3 Cummington Street, Boston MA02215, USA

^bFachbereich Physik, Bergische Universität Wuppertal, D-42097 Wuppertal, Gausstrasse, Germany

^cCenter for Theoretical Physics, Laboratory for Nuclear Science and Physics, Massachusetts Institute of Technology, Cambridge MA02139, USA

We report on a first, comprehensive partially quenched study of the $\eta - \eta'$ problem, based on SESAM configuration on a $16^3 \times 32$ lattice at $\beta = 5.6$ QCD with two (mass degenerate) active sea quark flavours, $N_f = 2$. By means of the spectral approximation of the two-loop (hairpin) diagrams, we find clear plateau formation in the effective masses which enables us both to determine the $\eta - \eta'$ mass matrix and the α -parameter in the effective chiral Lagrangian for the flavour singlet sector, $\alpha = 0.028 \pm 0.013$.

1. INTRODUCTION

Flavour singlet pseudoscalar states bear witness to the topological structure of the QCD vacuum and hence constitute objects of great physical interest. In lattice gauge theory, considerable progress has been achieved recently [1] in directly accessing such η' like states from their propagators in $N_f = 2$ QCD with Wilson fermion action, based on applying spectral approximations to two-loop correlators (hairpin diagrams).

In this note, we extend this work to the more realistic setting of partially quenched QCD with two active sea quark flavours, where valence and sea quarks are allowed to carry different masses. In our comprehensive study we analyzed some 800 independent SESAM configurations on $16^3 \times 32$ lattices at $\beta = 5.6$ [2], with four different sea quark masses, as indicated in Fig.1 ¹.

2. The partially quenched scenario

Partial quenching in the flavour singlet sector of QCD is described in the framework of chiral perturbation theory by a nonsymmetric piece of the effective chiral Lagrangian [3]

$$\mathcal{L}_0 = + \frac{N_f}{2} \left[\mu^2 (\eta')^2 + \alpha (\partial_\mu \eta')^2 \right]. \quad (1)$$

¹For further details of the analysis, see Refs. [1,5].

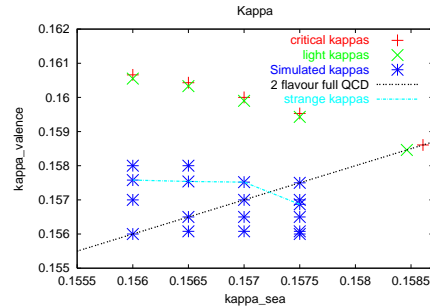


Figure 1. Our points of operation in the hopping parameter plane of valence/sea quarks.

This expression introduces two effective ‘low energy constants’: the mass gap μ and an interaction parameter accounting for momentum dependence, α . The Lagrangian translates into two-point correlation functions (propagators) for the neutral pseudoscalar quark bilinears

$$\Phi_{ii}(x) = \bar{q}_i(x) \gamma_5 q_i(x), \quad (2)$$

where the index i runs over the quark and pseudoquarks *d.o.f.*, the latter being geared to act as ‘determinant eaters’ on the valence quarks [3].

In momentum space the disconnected part of the ps-correlators has a compact form [4] with the infamous double pole structure

$$D_{ij}(p) = \mathcal{N} \frac{(\mu^2 + \alpha p^2)(p^2 + M_a^2)}{(p^2 + M_{ii}^2)(p^2 + M_{jj}^2)(p^2 + M_{\eta'}^2)} \quad (3)$$

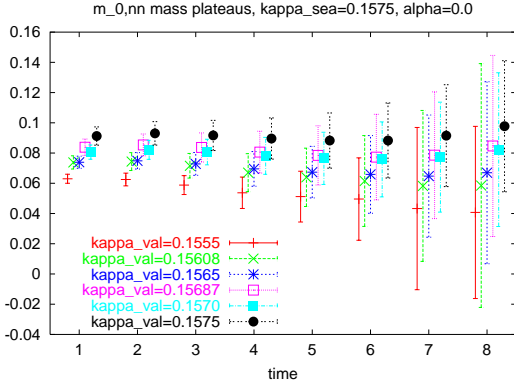


Figure 2. First evidence of plateau formation in a partially quenched setting, illustrated on the effective mass gap, $m_{0nn}(t)$, in the disconnected two loop correlator, $D_{nn}(t)$. The data refer to the lightest sea quark mass of SESAM, i.e. $\kappa_{sea} = .1575$, for various isosinglet valence quark masses.

The prefactor, $\mathcal{N} = 1/(1 + N_f\alpha)$ and the singlet mass, $M_{\eta'}^2 = (M_d^2 + N_f\mu^2)/(1 + N_f\alpha)$ carry explicit α -dependencies. Remember that the octet masses (M_{ii}, M_{jj} , and M_d) from valence and sea quarks, respectively, are readily computed from connected diagrams on the lattice. Our present concern is the determination of the mass gap, μ , and α from our lattice data.

3. Results

As it has not been possible to determine the effective constant α in the past we explore the potential of our data for achieving progress on this issue by applying our spectral techniques [1] in two steps.

3.1. $\alpha = 0$ analysis

In a first attempt, we choose $\alpha = 0$ and study effective mass gaps as determined from the hairpin diagrams, $D_{ij}(t)$, by fitting, w.r.t. $m_{0ij}(t) := \mu$ at each value of t , the zero-momentum Fourier transforms of ansatz Eq. 3 to our data. In broken SU(3) with two active quark flavours, we introduce two isosinglet pseudoscalars, designated by the indices n (for ‘light’, nonstrange) and s

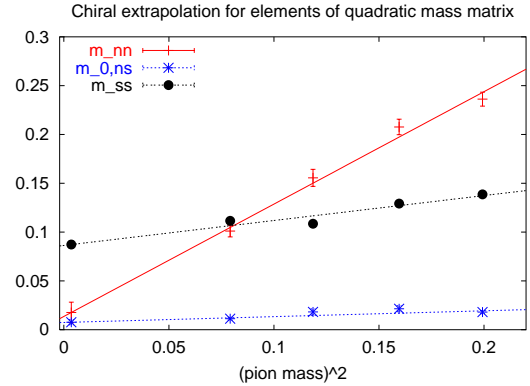


Figure 3. Extrapolations of the quadratic mass matrix elements of light (n) and strange (s) isosinglet valence quarks to QCD with *chiral* sea quarks (Eq. 4), at $\alpha = 0$.

(for strange). In this manner, we can study three types of hairpin diagrams, D_{nn} , D_{ns} , D_{ss} , with the strange quark mass determined on the lattice from the kaon mass (for κ locations, see Fig.1). As a result, we find satisfying plateau formations in $m_{0ij}(t)$ as illustrated in Fig. 2. In fact, the numerical quality of our signals comfortably allows for the consecutive extrapolations (*i*) to light valence and then (*ii*) to light sea quark masses; the chiral sea quark extrapolation is exhibited in Fig. 3.

From the consecutive chiral extrapolations, we obtain for the quadratic mass matrix in the quark-flavour basis

$$\mathcal{M} := \begin{pmatrix} m_{nn}^2 & m_{0,ns}^2 \\ m_{0,sn}^2 & m_{ss}^2 \end{pmatrix}, \quad (4)$$

where $m_{nn}^2 := M_{nn}^2 + m_{0nn}^2$. With the ρ -meson mass scale [2] we find

$$\mathcal{M} = \begin{pmatrix} (306 \pm 91)^2 & \sqrt{2}(201 \pm 34)^2 \\ \sqrt{2}(201 \pm 34)^2 & (680 \pm 15)^2 \end{pmatrix} \text{MeV}^2.$$

Diagonalization of \mathcal{M} renders

$$M_{\eta} = 292 \pm 31 \text{ MeV}, \quad M_{\eta'} = 686 \pm 31 \text{ MeV}. \quad (5)$$

These numbers from $N_f = 2$ look promising: the individual mass values – while being low *w.r.t.*

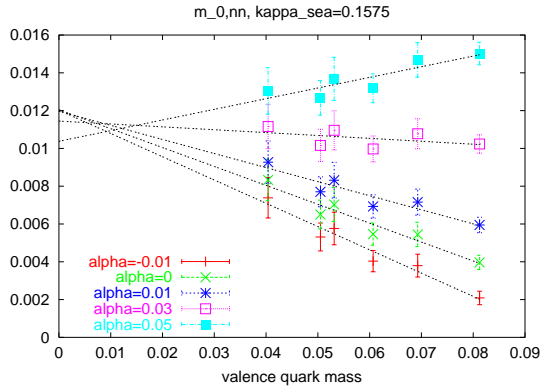


Figure 4. Minimizing the valence quark dependence of the mass gap by variation of α .

the real three flavour world – yield a mass splitting that compares very well to phenomenology.

3.2. First determination of α

We remark that the outcome of the analysis at this stage is not in accord with the tree approximation to the Lagrangian, Eq. 2, as the latter predicts the mass plateaus to be *independent* of the valence quark mass, m_v , contrary to the findings in Fig. 2. Therefore, we repeated the above mass plateau study on a set of nonvanishing α -parameters, in an attempt to verify the compliance of our data with such independence: inspecting the plot of m_{0nn} vs. m_v (Fig. 4) it becomes obvious (i) that $m_{0nn}(m_v)$ shows a simple, linear behaviour and (ii) that α can indeed be adjusted to produce a zero slope of $m_{0nn}(m_v)$ ²!

In this way it is straightforward to find an optimal value, α_{opt} , that eliminates (for a given sea quark mass) the m_v -dependence from m_{0nn} , resulting in a universal plateau level. This collapse of data into universal plateaus (of heights $\tilde{\mu}$) is exemplified in Fig. 5. The comparison with the situation encountered with $\alpha = 0$ (Fig. 2) provides clear evidence for our sensitivity in determining α_{opt} .

After chiral sea quark extrapolation we arrive

²The situation is less favourable for the gap values extracted from D_{ns} [5].

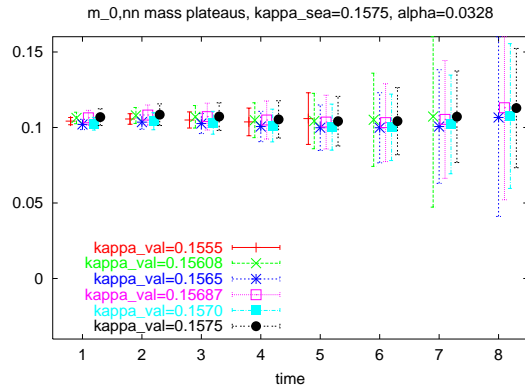


Figure 5. Universal plateau formation, at the lightest sea quark mass, adjusting to $\alpha = 0.0328$.

at the values

$$\alpha = 0.028 \pm 0.013 \quad \mu = 203 \pm 34 \text{ MeV} . \quad (6)$$

Note that the numerical value for the mass gap *at the chiral point* is robust w.r.t. to the two different approaches presented here. One might say that the allowance for the α parameter anticipates the chiral valence quark limits.

In conclusion: the application of spectral methods to the hairpin diagrams allows rather detailed partially quenched studies in the flavour singlet sector, with standard Wilson fermions. This provides a strong motivation to extend this work to the case of overlap fermions.

Acknowledgements We thank G. Rossi and M. Golterman for interesting discussions. The project was supported by NERSC, FZ-Jülich and EU (project HPRN-CT-2000-00145).

REFERENCES

1. H. Neff et al, Phys.Rev. D64 (2001) 114509 and references quoted therein.
2. N. Eicker et al (SESAM coll.) Phys. Letts. B407 (1997) 219.
3. C.W. Bernard and M. Golterman, Phys. Rev. D49 (1994) 486.
4. M. Golterman et al, JHEP 0008 (2000) 023.
5. H. Neff et al, in preparation.