

An Approach to Higher Dimensional Theories Based on Lattice Gauge Theory

M. Murata^a and H. So^{a*}

^aDepartment of Physics, Niigata University, Ikarashi 2-8050, Niigata 950-2181, Japan

A higher dimensional lattice space can be decomposed into a number of four-dimensional lattices called as layers. The higher dimensional gauge theory on the lattice can be interpreted as four-dimensional gauge theories on the multi-layer with interactions between neighboring layers. We propose the new possibility to realize the continuum limit of a five-dimensional theory based on the property of the phase diagram.

1. MOTIVATION

In constructing a higher dimensional quantum field theory, the regularization and the continuum limit are two important keys. Particularly, the problem of the limit associates with hard difficulty in the higher dimensional case. Statistical mechanics usually insists that critical behaviors of the phase transition in the theory are equivalent to those of a mean field theory, which has only a trivial fixed point.

Many pioneering works on lattice gauge theories were trying to overcome the difficulty [1,2,3,4,5], although the continuum limit is not taken strictly. Where is the continuum limit? By using well-known 4-dimensional theories such as QED and QCD, is it possible to construct the continuum limit by the related critical behavior near the critical point? Our purpose is to construct a D -dimensional pure Yang-Mills theory by arranging a number of 4-dimensional Yang-Mills theories with appropriate couplings.

2. OUR APPROACH

A D -dimensional lattice space is decomposed into N_D layers with 4 dimensions like as Fig.1. Originally, Fu and Nielsen investigated the system to show dynamical dimensional reduction by

*Talk presented by H. So. This work was supported in part by Grants-in-Aid for Scientific Research No. and 13135209 from the Japan Society for the Promotion of Science.

using the characteristic vacuum which confines for extra dimensional directions and deconfines for 4 dimensions called a layer phase [6]. We do not assume that the layer phase exists, but use only the decomposition.

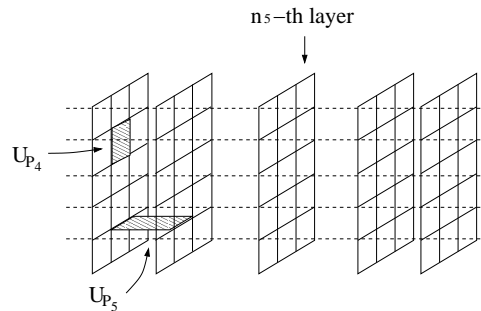


Figure 1. Layer decomposition of 5-dimensional lattice space.

From now, we focus on a 5-dimensional theory to study the possibility of the construction for higher dimensional field theories explicitly but an extension to general dimensions shall be mentioned in the final section. Our starting action for $SU(2)$ gauge group is written as

$$S_{\text{lat}} = \frac{\beta_4}{2} \sum_{P_4} [2 - \text{Tr} U_{P_4}] + \frac{\beta_5}{2} \sum_{P_5} [2 - \text{Tr} U_{P_5}], \quad (1)$$

where β_4 is proportional to a usual 4-dimensional coupling constant inside a layer and β_5 is a coupling constant between neighboring layers. P_4 implies a plaquette inside a layer and P_5 does a plaquette between neighboring layers.

3. PHASE STRUCTURE

To display the phase diagram explicitly, two order parameters are introduced; (1) Creutz ratio (σ_4) for 4-dimensional Wilson loops and (2) 5-dimensional Polyakov loop ($\langle L_5 \rangle$). Since a theory with $\beta_5 = 0$ is equivalent to a pure 4-dimensional Yang-Mills theory which is one phase, we expect a phase structure such as Fig.2.

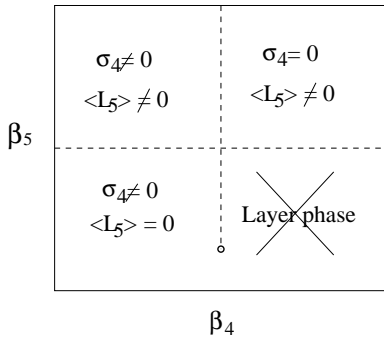


Figure 2. Expected phase diagram. Layer phase can not realize in this system.

We have calculated numerically these parameters for the system and obtained the numerical phase diagram in Fig.3. In the figure, along line i we can see both 4-dimensional and 5-dimensional deconfinement transitions in the large β_5 . By wider calculations along lines ii, we recognize the phase transition is of 1st order near $\beta_4 \approx \beta_5$. The results of lines iii and iv suggest that both 4-dimensional and 5-dimensional deconfinement transitions in the small β_5 are of 2nd or weakly 1st order, because we can not see any hysteresis loop in the coupling region. This critical point in the $\beta_4 \rightarrow \infty$ is noted as $\beta_{5c} (\approx 0.6)$. Our surprising

remark is that the diagram Fig.3 is not quantitatively changed for various $N_5 = 2, 3, 5, 6, 8$ and its stable property may help us to take the limit $N_5 \rightarrow \infty$.

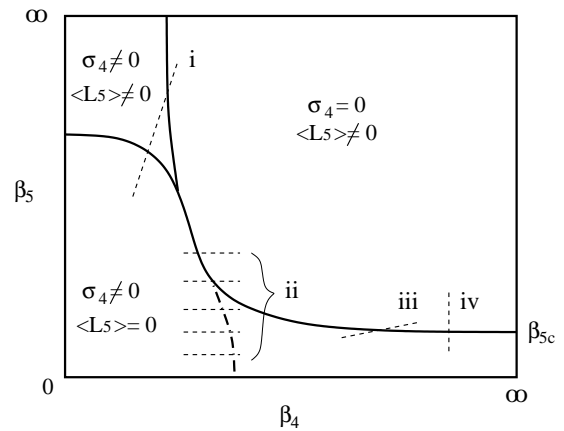


Figure 3. Numerical phase diagram. The vertical dashed line represents crossover, not phase transition one.

4. MULTI-LAYER WORLD AND 5-SPACE

4.1. Multi-Layer World

Our simple consideration finds our way to existence of a 4-dimensional continuum system with finite inter-layer coupling (β_5). Near the critical point ($\beta_5 \approx \beta_{5c}$), the inverse (H) of correlation length for Polyakov loop is written as

$$H = m_h a_4 \propto |\beta_5 - \beta_{5c}|^\nu, \quad (2)$$

where the value of β_{5c} is approximately 0.6 and ν implies the critical exponent which is 0.5 in a mean field theory. We call the picture that many gauge fields on different layers interacts each other with finite coupling as multi-layer world. It is noted that link variables with 5-th direction behave as bi-fundamental fields with a finite coupling.

4.2. 5-dimensional space

Can we construct a 5-dimensional space not an internal space? A straightforward way uses excitation masses $M_{i,j}$ between layers corresponding to Kaluza-Klein(K-K) modes,

$$M_{ij}^2 \equiv \frac{\beta_5 g_4^2}{4 a_4^2} \left\{ \begin{array}{l} \left[\begin{array}{cccc} 1 & -1 & & \\ -1 & 2 & \ddots & \\ & \ddots & \ddots & \ddots \\ & & \ddots & 2 & -1 \\ & & & -1 & 1 \end{array} \right] \\ + \langle L_5 \rangle^2 \left[\begin{array}{cccc} 1 & & & -1 \\ & 0 & 0 & \\ & & \ddots & \\ & 0 & 0 & \\ -1 & & & 1 \end{array} \right] \end{array} \right\}. \quad (3)$$

For a lower excited mode with label k , the simple formula of the mass is obtained as

$$M_k \sim \sqrt{\frac{\beta_5}{N_5 \beta_4}} \left(\frac{2\pi k}{a_4} \right). \quad (4)$$

In order to remain finite masses of K-K modes, we must keep $\sqrt{N_5 \beta_4} a_4$ finite for large N_5 and β_4 with small a_4 from Eq.(4). To go through a 5-space from our 4-dimensional multi-layer world, we need to balance inter-layer dynamics and inside-layer one,

$$\mathcal{R} \equiv \frac{M_k^2}{m_h^2} \sim \frac{\beta_5 \lambda_2(N_5)}{\beta_4 H^2(\beta_4, \beta_5, N_5)} \propto \frac{\beta_5}{N_5^2 \beta_4 |\beta_5 - \beta_{5c}|^{2\nu}}. \quad (5)$$

From Eq.(5), three parameters (β_4, β_5, N_5) tunings are necessary (See Fig.4). Comparing $M_{K-K} \sim a_5^{-1}$ with Eq.(4), a lattice spacing a_5 along 5th dimension can be defined by $a_5 \equiv \frac{\sqrt{\beta_4}}{4\sqrt{\beta_5}} a_4$.

5. SUMMARY AND PROBLEMS

We summarize main three steps; *a)* To find a second order phase transition in the meaning of 4-dimensional statistical mechanics. *b)* To take a 4-dimensional continuum limit (Multi-Layer World). *c)* To compare a 4-dimensional

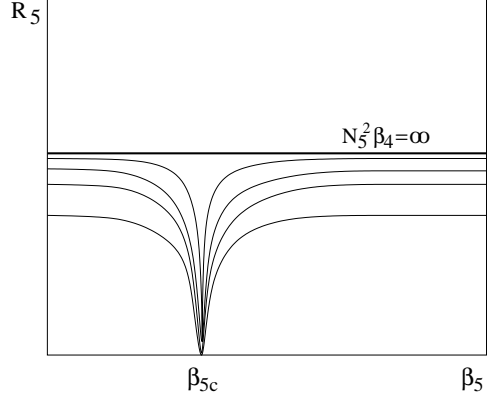


Figure 4. Curves of continuum limit associated our limiting operation.

scale with an extra dimensional scale, i.e. confinement and Kaluza-Klein modes. For detailed analysis, see Ref. [7].

Finally, the following problems remain; *A)* Further detailed study for large N_5 and β_4 . *B)* To estimate contribution of bi-fundamental field for σ_4 . *C)* To recover the rotational symmetry relating to anisotropy between 4-Scale and 5-Scale. *D)* 6 or higher-dimensional extension of these decomposition is straightforward but their phase diagram analysis is not so easy.

REFERENCES

1. M. Creutz, Phys. Rev. Lett. 43 (1979) 533.
2. C.B. Lang, M. Pilch and B.S. Skagerstam, Int. J. Mod. Phys. A3 (1988) 1423.
3. H. Kawai, M. Nio and Yuko Okamoto, Prog. Theor. Phys. 88 (1992) 341.
4. S. Ejiri, J. Kubo and M. Murata, Phys. Rev. D62 (2000) 105025.
5. S. Ejiri, S. Fujimoto and J. Kubo, Phys. Rev. D66 (2002) 036002.
6. Y. K. Fu and H.B. Nielsen, Nucl. Phys. B236 (1984) 167.
7. M. Murata and H. So, hep-lat/0306003.