

Effective Potential for Polyakov Loops in Lattice QCD

Y. Nemoto^a [RBC collaboration] *

^aRIKEN BNL Research Center, Brookhaven National Laboratory, NY 11973, USA

Toward the derivation of an effective theory for Polyakov loops in lattice QCD, we examine Polyakov loop correlation functions using the multi-level algorithm which was recently developed by Luscher and Weisz.

1. Introduction

Precise measurement of Polyakov loop correlation is important for finite temperature physics. First of all heavy quark potentials at finite temperature are obtained by measuring two-Polyakov-loop correlation functions. It is already well-known that we can obtain the $Q\bar{Q}$ potential below and above the critical temperature (T_C) from this measurement. Due to the nonperturbative effects, however, there are still less-known quantities at intermediate temperature. For example the $Q\bar{Q}$ potential at finite temperature is generally written as $V/T = -e/(RT)^d \exp(-\mu R)$, where T is temperature, R the distance between quarks, and e, d, μ are parameters. At very high temperature, perturbation theory predicts $d = 2$, while just above T_C , lattice simulation gives the deviation from $d = 2$ [1]. In relation to such a non-perturbative behavior at finite temperature, our main interest here is to derive an effective theory for Polyakov loops from lattice QCD. Recently new Polyakov loop model is proposed[2] regarding the deconfining phase transition in $SU(N)$ gauge theory. It conjectures a relationship between the Polyakov loops and the pressure. The usual Polyakov loop ℓ_1 transforms under a global $Z(N)$ transformation as $\ell_1 \rightarrow e^{i\phi} \ell_1$, with $\phi = 2\pi j/N$ ($j = 1 \dots N-1$). This means that ℓ_1 transforms as a field with charge one. On the other hand one can consider Polyakov loops with higher charge under a global $Z(N)$ transformation. For example the charge two Polyakov loop is defined

as

$$\ell_2 = \frac{1}{N} \text{tr} L^2 - \frac{1}{N^2} (\text{tr} L)^2, \quad (1)$$

where L is an ordered link product in the temporal direction, $L(x) = \text{P exp}(ig \int_0^\beta A_0(x, \tau) d\tau)$. The Polyakov loops with higher charge might affect non-universal behavior in the model. Therefore it is interesting to measure relevant kind of new Polyakov loop correlation on the lattice without any phenomenological assumptions. In this case, however, we need the Polyakov loops with relatively large length in the temporal direction, which might be inaccessible in the ordinary computation of the Polyakov loops. Thus we are led to try the new algorithm recently developed by Luscher and Weisz called the multi-level method[3] to measure various Polyakov loop correlation functions. This method can measure quite precisely for the Polyakov loop correlation with the large temporal length and/or large distance between the Polyakov loops as shown below.

2. Precise measurement of Polyakov loop correlation

One way to get the Polyakov loop correlation functions as precisely as possible is the method of improved estimator. When we measure Polyakov loops, instead of a time-like link variable itself, by using some average of the time-like links, we can reduce the error of the Polyakov loop without affecting the average. The multi-level algorithm, which is used here, is more efficient in measuring the Polyakov loop correlation. We explain this algorithm briefly in the following. Let us consider

*We thank RIKEN, Brookhaven National Laboratory and the U.S. Department of Energy for providing the facilities essential for the completion of this work.

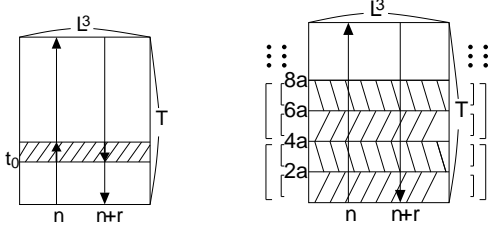


Figure 1. A two-time-like link operator (denoted by thick lines, left figure) and two-Polyakov-loop correlation with the multi-level algorithm, eqs.(4) or (5) (right).

the two-Polyakov-loop correlation, $\langle P(n)P^\dagger(n+r) \rangle$, where n is a spatial coordinate and r is the distance between two quarks. First we define a two-time-like link operator,

$$T(t_0, r)_{\alpha\beta\gamma\delta} = U_4(t_0, n)_{\alpha\beta} U_4^\dagger(t_0, n+r)_{\gamma\delta}. \quad (2)$$

The essence of the multi-level algorithm is similar to the multi-hit one, i.e., is to take an average of T instead of T itself in the sublattice of the time slice,

$$[T(t_0, r)_{\alpha\beta\gamma\delta}] = \frac{1}{Z_s} \int D[U]_s T(t_0, r) e^{-S[U]_s}. \quad (3)$$

This is schematically shown in Fig.1. Here s denotes the sublattice which includes the operator T and is shown as the shaded area in Fig.1. The Polyakov loop correlation function is then expressed as

$$\begin{aligned} \langle P(n)P^\dagger(n+r) \rangle &= \langle [T(0, r)T(a, r)][T(2a, r)T(3a, r)] \\ &\quad \cdots [T(T-2a, r)T(T-a, r)] \rangle \end{aligned} \quad (4)$$

for single layer or

$$\begin{aligned} \langle P(n)P^\dagger(n+r) \rangle &= \langle [[T(0, r)T(a, r)][T(2a, r)T(3a, r)] \\ &\quad \cdots [\cdots [T(T-2a, r)T(T-a, r)]]] \rangle \end{aligned} \quad (5)$$

for two layers. These equations are also schematically shown in Fig.1.

In this method there are essentially two new parameters, which we call n_{ms} and n_{up} . n_{ms} is the number of measurement to be made for the time slice average

$$\begin{aligned} [T(t_0, r)T(t_0 + a, r)] &= \frac{1}{n_{\text{ms}}} \sum_i^{n_{\text{ms}}} T_i(t_0, r)T_i(t_0 + a, r), \end{aligned} \quad (6)$$

and n_{up} is the number of time slice updates between measurement. We determine n_{ms} so that the s/n ratio is equal to unity. Then the statistical errors are reduced exponentially as the distance between the Polyakov loops increases[3].

We show some test results of the algorithm in the following. All the simulations are done with the lattice size 12^4 at $\beta = 5.7$. We use the standard Wilson action and no gauge fixing. Fig.2 shows the n_{ms} dependence of a two-Polyakov-loop correlation function at a certain gauge configuration. In the figure, the spatial distance between the two Polyakov loops is set to 4 in the lattice unit and $n_{\text{up}} = 1$ is fixed. In the single layer case, the relative computation time in the horizontal line is proportional to n_{ms} , i.e., the leftmost point corresponds to $n_{\text{ms}} = 10$ and the rightmost $n_{\text{ms}} = 1000$. In the two layer case, we have chosen the parameters $n_{\text{ms}} = 10$ and $n_{\text{up}} = 16$ for the outer layer and $n_{\text{ms}} = 5 \sim 150$ and $n_{\text{up}} = 1$ for the inner layer. Usual measurement of the Polyakov loop correlation without any improvement corresponds to $n_{\text{ms}} = 1$. The graph shows that the values approach the precise one as n_{ms} increases. We have confirmed that our calculation agrees with that of [3] within the range of the statistical error.

We have also calculated three-Polyakov-loop correlation shown in Fig.3. As an example of the result we show the n_{ms} dependence of the quantity $\langle |P(n+4x)P(n+4y)P(n+4z)| \rangle$ in Fig.4. We see the validity of the algorithm even in this case by increasing the value of n_{ms} .

Finally we comment on our trial computation of a variant of the multi-level method. Measurement of many-point Polyakov loop correlation in the above method spends much memory. One possible solution is to apply a method which is used in the calculation of quark propagators of

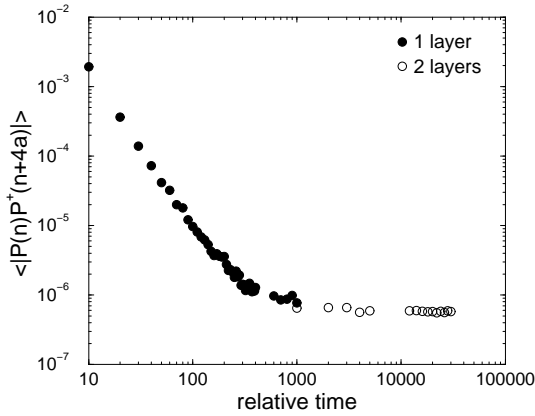


Figure 2. Two-Polyakov-loop correlation with the distance $r = 4a$.

disconnected diagrams. Let us consider for simplicity the two-Polyakov-loop correlation. The modified method is to take summation over space of the two-time-link operators before taking the tensor product of them,

$$\langle P(n)P^\dagger(n+r) \rangle = \frac{1}{N_{\text{conf}}} \{ [[K(0)][K(2a)]] \dots [[K(T-4a)][K(T-2a)]] \}, \quad (7)$$

$$K(t_0) = \sum_{\text{space}} T(t_0, r)T(t_0 + a, r). \quad (8)$$

If the number of configuration and n_{ms} are sufficiently large, this method gives the same results as the conventional multi-level method, because the gauge non-invariant terms cancel out. Our trial simulation is, however, much noisier than the conventional one due to the finite number of configuration and n_{ms} . So unfortunately our present results imply that this method is less effective.

In summary, toward the construction of the effective theory for Polyakov loops, we have tried a new algorithm called the multi-level method[3]. We have reproduced the two-Polyakov-loop correlation by [3] and confirmed the validity for the computation of the three-Polyakov-loop correlation.

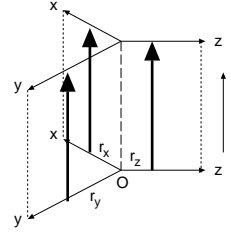


Figure 3. Schematic figure of the three-Polyakov-loop correlation.

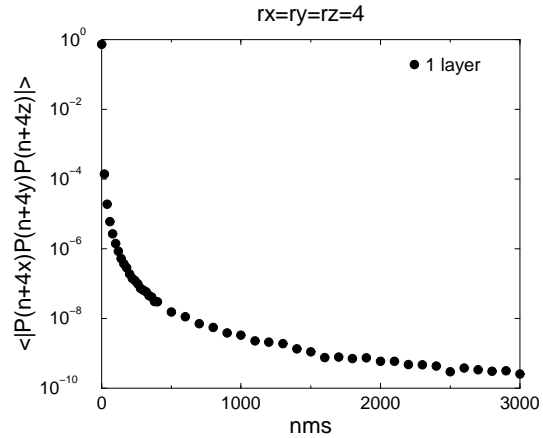


Figure 4. n_{ms} dependence of the three-Polyakov-loop correlation function.

REFERENCES

1. O. Kaczmarek, F. Karsch, E. Laermann and M. Lütgemeier, Phys. Rev. D **62** (2000) 034021.
2. R.D. Pisarski, Nucl. Phys. A **702** (2002) 151; hep-ph/0203271; A. Dumitru and R.D. Pisarski, hep-ph/0204233.
3. M. Luscher and P. Weisz, JHEP **109** (2001) 010.