

Application of Maximum Entropy Method to Dynamical Fermions

Jonathan Clowser^a and Costas Strouthos^a

^aDepartment of Physics, University of Wales Swansea,
Singleton Park, Swansea SA2 8PP, United Kingdom

The Maximum Entropy Method is applied to dynamical fermion simulations of the (2+1)-dimensional Nambu–Jona-Lasinio model. This model is particularly interesting because at $T = 0$ it has a broken phase with a rich spectrum of mesonic bound states and a symmetric phase where there are resonances, and hence the simple pole assumption of traditional fitting procedures breaks down. We present results extracted from simulations on large lattices for the spectral functions of the elementary fermion, the pion, the sigma, the massive pseudoscalar meson and the symmetric phase resonances.

1. Introduction

The QCD spectral function $\rho(\omega)$ carries information not just about particle masses but also about resonance widths. Recently, the first serious attempts to reconstruct spectral functions, defined via

$$G(t) = \int_0^\infty K(t, \omega) \rho(\omega) d\omega, \quad (1)$$

where the kernel K is a free particle correlator with mass ω , from lattice data have been made. The inverse problem is numerically ill-posed, since $\rho(\omega)$ is a continuous function whereas the lattice propagator $G(t)$ is only available for a discrete and finite set of points. The procedure adopted has been to assume an ansatz for $\rho(\omega)$ based on QCD sum rules [1]. A more general solution is to apply maximum entropy method (MEM) techniques [2], which extract $\rho(\omega)$ subject to some reasonable requirements that it be smooth and stable with respect to small variations in the input data $G(t)$, but otherwise make no a priori assumptions about its form. The theoretical basis of MEM is Bayes' theorem in probability theory. Details about the technique can be found in [2]. A sophisticated technique of analyzing data such as MEM is also needed to study the complexity of the mesonic spectral functions in thermal QCD below T_c and at the range of intermediate temperatures above T_c which is dominated by strongly interacting quarks

in the mesonic channels.

To refine these new techniques we started an investigation of spectroscopy in general, and the MEM method in particular, in the (2+1)-dimensional Nambu–Jona-Lasinio (NJL) model. The continuum Euclidean spacetime Lagrangian is:

$$\mathcal{L} = \bar{\Psi}_i (\not{\partial} + m_0 + \sigma + i\gamma_5 \pi) \Psi_i + \frac{N_f}{2g^2} (\sigma^2 + \pi^2).$$

The fields Ψ_i and $\bar{\Psi}_i$ are four-component spinors and the index i runs over N_f fermion flavours. The model has an interacting continuum limit for a critical value of the coupling $1/g_c^2$, which has a numerical value $\approx 1.0/a$ in the large- N_f limit if a lattice regularization is employed [4]. At $T = 0$ and for $m_0 = 0$ the model has a $U(1)$ chiral symmetry which is broken spontaneously for sufficiently strong coupling $g^2 > g_c^2$ and the pion field π is the associated Goldstone boson [3]. Despite its simplicity the NJL model has an interesting particle spectrum. The quark propagator is gauge invariant and easily measured, enabling the fermion mass to be monitored as chiral symmetry is restored. The σ and π mesons are represented by bosonic auxiliary fields in the code, so the correlation functions in these channels, including the disconnected diagrams so expensive to calculate in QCD, can be measured with high statistics relatively cheaply. The Goldstone mechanism in the NJL model is fundamen-

tally different from that in QCD. In the NJL model the disconnected diagrams are responsible for making the pion light [5]. The connected contribution corresponds to a pseudoscalar state with a mass which is twice the dynamical fermion mass in the large- N_f limit. Another interesting aspect of the model is that in the large- N_f limit the correlator of the σ meson has a complicated spatial dependence due to a strongly interacting fermion-antifermion continuum for $k > M_\sigma = 2\langle\sigma\rangle$ [3,4], i.e. it has branch cuts in the complex k -plane in the ranges $[iM_\sigma, i\infty)$ and $(-i\infty, -iM_\sigma]$, instead of a discrete series of poles, corresponding to a set of bound states in the channel in question, which is the case of QCD. In our simulations we check whether next-to-leading order effects make the σ meson stable by separating a bound state pole from the two-fermion threshold. The NJL model has also an interesting symmetric phase. In this phase the large- N_f meson correlator does not interpolate as a stable massive particle state, but rather an unstable resonance and the resonance width serves as an inverse correlation length [3,4].

2. Lattice simulations and MEM analysis

The model was discretized by using the staggered fermion formulation and the simulations were performed by using the standard Hybrid Monte Carlo algorithm. The lattice action and details concerning the algorithm can be found in [4–6]. We performed simulations with both large $N_f=36$ and relatively small $N_f=4$. This enables us first to compare the MEM results with the analytical large- N_f predictions and then to use the method to probe next-to-leading order corrections. The propagators for the auxiliary fields π and σ are given by:

$$C_\pi(t) = \sum_{\mathbf{x}, t'} \langle \pi(\mathbf{x}, t') \pi(\mathbf{x}, t' + t) \rangle, \quad (2)$$

$$C_\sigma(t) = \sum_{\mathbf{x}, t'} [\langle \sigma(\mathbf{x}, t') \sigma(\mathbf{x}, t' + t) \rangle - \langle \sigma \rangle^2]. \quad (3)$$

In order to minimize contamination from unwanted excited states the massive PS meson correlator was measured by using wall sources.

Figure 1 shows the spectral functions output from MEM for the π , fermion (f) and massive PS

meson in the broken phase of $N_f=4$ on a lattice of size $32^2 \times 48$ and coupling $\beta \equiv 1/g^2 = 0.55$. We generated approximately 30,000 configurations for each parameter set.

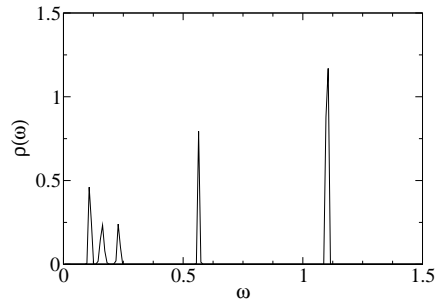


Figure 1. Broken phase spectral functions, peaks from left to right are for the π ($m_0 = 0.005, 0.01, 0.02$), f and PS (both $m_0 = 0.01$).

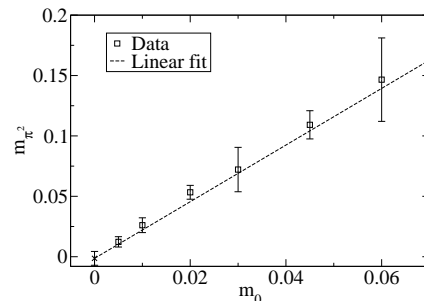


Figure 2. PCAC scaling relation for $\beta = 0.55$ data sets.

These particles are all expected to be poles. The masses extracted from the MEM analysis are in very good agreement with standard single-exponential fits. (e.g. for the π in $N_f = 4$, $\beta = 0.55$, $m_0 = 0.01$: 1-exp=0.168(6), MEM=0.162(6) and for $m_0 = 0.02$: 1-exp=0.236(6), MEM=0.231(6)). In order to check that the width of the peaks seen in Figure 1 are statistical, an extrapolation to an infinite number of configurations will be performed. The binding energy, ϵ_b , for the massive PS meson is calculated from $2M_f - M_{PS}$. For $\beta = 0.55$ $m_0 = 0.01$: $\epsilon_b = 0.027$ for $N_f = 4$ and $\epsilon_b = 0.006$ for $N_f = 36$. The result is in agreement with the expectation that the meson is more tightly bound for smaller N_f . Figure 2 shows that the pion mass

obeys the PCAC scaling relationship since the linear fit intercepts the y -axis at $-0.001(6)$.

For the σ meson we generated very high statistics ($\sim \mathcal{O}(10^5)$) on a 24^3 lattice using the simpler Z_2 -symmetric (rather than $U(1)$ -symmetric) model. It is not clear yet whether the widths of the spectral functions shown in Figure 3 are due to the noise in our data set or whether they have a physical significance. However, the positions of the peaks imply that the sigma is a bound state, because e.g., for $\beta = 0.70$, $\omega_{peak} = 0.475(16)$ is significantly smaller than $2M_f = 0.534(1)$. This is another next-to-leading order effect that we detected in our MEM analysis.

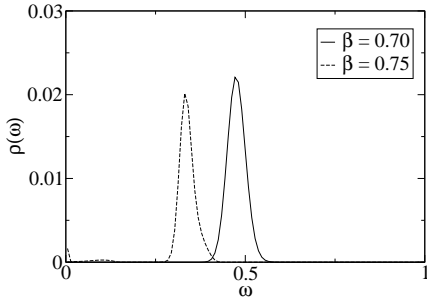


Figure 3. Sigma meson in Z_2 model, $N_f = 4$.

In Figure 4 the results obtained for the symmetric phase of the Z_2 model ($N_f = 4$ on a $32^2 \times 48$ lattice) are presented. The critical coupling is $\beta_c = 0.84(1)$ [7] and the simulations were performed with $\beta = 0.92, 1.0, 1.25$. The expected features (in the large- N_f limit) are a broad resonance whose central position and width increase with β . It is not clear yet whether the peaks near the origin have a physical significance or whether they are finite L_t effects. The correlators in the symmetric phase decay very slowly and remain significantly non-zero at large t . This behaviour is consistent with the power-law form prediction of the large- N_f calculation [4]. We are currently performing new simulations on lattices with both smaller and bigger L_t in order to gain a better understanding of $\rho(\omega)$ near the origin.

3. Summary and Outlook

The preliminary results presented in this report show that MEM is a reliable method to under-

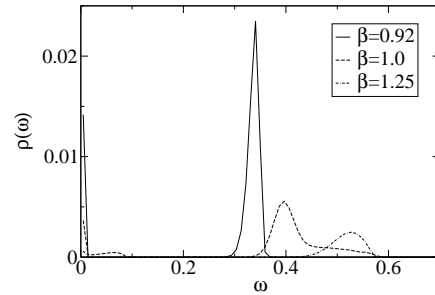


Figure 4. Symmetric phase scalar for $N_f = 4$.

stand the details of the particle spectra of NJL and other models. We are currently increasing our statistics and also intend to calculate errors on the spectral features in the MEM results. Furthermore, we are also planning to extend our investigation to understand the spectral properties of the mesons at high temperature and density.

Acknowledgements

This project is being done in collaboration with Chris Allton, Simon Hands and John Kogut. Costas Strouthos is supported by a Leverhulme Trust grant.

REFERENCES

1. S.J. Hands, P.W. Stephenson and A. McKerrrell, Phys. Rev. **D51** (1995) 6394; C.R. Allton and S. Capitani, Nucl. Phys. **B526** (1998) 463.
2. Y. Nakahara, M. Asakawa and T. Hatsuda, Phys. Rev. **D60** (1999) 091503; Prog.Part.Nucl.Phys. **46** (2001) 459.
3. B. Rosenstein, B.J. Warr and S.H. Park, Phys. Rep. **205** (1991) 59.
4. S.J. Hands, A. Kocic and J.B. Kogut, Ann. Phys. **224** (1993) 29.
5. I.M. Barbour, S.J. Hands, J.B. Kogut, M.-P. Lombardo and S.E. Morrison, Nucl. Phys. **B557** (1999) 327.
6. S.J. Hands, S. Kim and J.B. Kogut, Nucl. Phys. **B442** (1995) 355.
7. J.B. Kogut and C.G. Strouthos, Phys. Rev. **D63**, (2001) 054502.