

Comparison of finite-size-scaling functions for $3d$ $O(N)$ spin models to QCD *

T. Schulze^a with J. Engels^a, S. Holtmann^a and T. Mendes^b

^aFakultät für Physik, Universität Bielefeld, D-33615 Bielefeld, Germany

^bIFSC-USP, Caixa postal 369, 13560-970 São Carlos SP, Brazil

We calculate numerically universal finite-size-scaling functions of the magnetization for the three-dimensional $O(4)$ and $O(2)$ spin models. The approach of these functions to the infinite-volume scaling functions is studied in detail on the critical and pseudocritical lines. For this purpose we determine the pseudocritical line in two different ways. We find that the asymptotic form of the finite-size-scaling functions is already reached at small values of the scaling variable. A comparison with QCD lattice data for two flavours of staggered fermions shows a similar finite-size behaviour which is compatible with that of the spin models.

1. INTRODUCTION

Our motivation for studying $3d$ $O(N)$ spin models is their relation to quantum chromodynamics (QCD). The QCD chiral phase transition for two light-quark flavors is supposed to be of second order in the continuum limit and to be in the same universality class as the $3d$ $O(4)$ model [1]. In the staggered formulation of QCD on the lattice a part of chiral symmetry is remaining and that is $O(2)$. The comparison of QCD lattice data to $O(4)$ scaling functions for $V \rightarrow \infty$ and exponents yields good agreement for Wilson fermions [2], but not for staggered fermions [3]. This may be caused by using too small lattices in QCD, so we will compare in this paper staggered QCD data to the finite-size-scaling functions of the $3d$ $O(2)$ and $O(4)$ spin models.

The $O(N)$ -invariant nonlinear σ -model on a d -dimensional hypercubic lattice is defined by

$$\beta \mathcal{H} = -J \sum_{\langle i,j \rangle} \mathbf{S}_i \cdot \mathbf{S}_j - \mathbf{H} \cdot \sum_i \mathbf{S}_i. \quad (1)$$

\mathbf{S}_i is an N -component unit vector at site i with a longitudinal (parallel to the magnetic field \mathbf{H}) and a transverse component

$$\mathbf{S}_i = S_i^{\parallel} \hat{\mathbf{H}} + \mathbf{S}_i^{\perp}. \quad (2)$$

*Talk given by T. Schulze, the work was supported by DFG Grant No. FOR 339/1-2

The order parameter of the system, the magnetization M , is given by

$$M = \langle \frac{1}{V} \sum_i S_i^{\parallel} \rangle = \langle S^{\parallel} \rangle, \quad (3)$$

and the longitudinal susceptibility by

$$\chi_L = \frac{\partial M}{\partial H} = V(\langle S^{\parallel 2} \rangle - M^2). \quad (4)$$

2. FINITE-SIZE-SCALING FUNCTIONS

The general form of the finite-size-scaling function for the magnetization is given by

$$M = L^{-\beta/\nu} \Phi(tL^{1/\nu}, hL^{1/\nu_c}, L^{-\omega}), \quad (5)$$

where t and h are the normalized reduced temperature $t = (T - T_c)/T_0$ and magnetic field $h = H/H_0$. On lines of fixed $z = th^{-1/\beta\delta}$ and after expanding Φ in $L^{-\omega}$ we have

$$M = L^{-\beta/\nu} Q_z(hL^{1/\nu_c}) + L^{-\omega} Q_z^1(hL^{1/\nu_c}) + \dots, \quad (6)$$

where Q_z is a *universal* function. Examples of lines of fixed z are the critical line ($z = 0$) and the pseudocritical line ($z = z_p$), the line of maximum positions of the susceptibility χ_L in the (t, h) -plane for $V \rightarrow \infty$.

For large lattices Q_z will converge to the asymptotic form $Q_{z,\infty}$

$$Q_z \rightarrow Q_{z,\infty} = f_G(z)(hL^{1/\nu_c})^{1/\delta}. \quad (7)$$

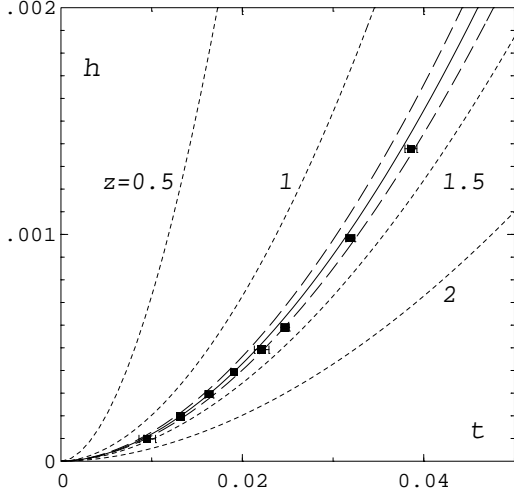


Figure 1. Lines of fixed $z = 0.5, 1, 1.5, 2$ (dashes), the pseudocritical line (solid) at $z_p = 1.33 \pm 0.05$ and from measured peak positions (squares).

$Q_{z,\infty}$ can be calculated from the scaling function f_G for $V \rightarrow \infty$, which we have calculated in Ref. [4] for $O(4)$ and in Ref. [5] for $O(2)$.

3. NUMERICAL RESULTS

Our simulations were done on three-dimensional lattices with periodic boundary conditions and linear extensions $L = 8 - 120$ using the cluster algorithm. In order to eliminate corrections to scaling we used increasingly larger values of L . For the critical coupling and the exponents we took the same values as in Refs. [4] and [5].

First we had to determine the value z_p of the pseudocritical line. The scaling function of χ_L for $V \rightarrow \infty$ can be determined from the scaling function of the magnetization f_G

$$\chi_L = \frac{\partial M}{\partial H} = \frac{h^{1/\delta-1}}{H_0 \delta} \left(f_G(z) - \frac{z}{\beta} f'_G(z) \right). \quad (8)$$

Evidently, the maximum of χ_L at fixed h and varying t is at the maximum point z_p of the function in the brackets of Eq. (8). We obtain $z_p = 1.56(10)$ for $O(2)$ and $z_p = 1.33(5)$ for $O(4)$.

As a check we have also determined the peak positions on lattices with $L = 24 - 96$ which extrapolate for $L \rightarrow \infty$ to $z_p = 1.65(10)$ for $O(2)$

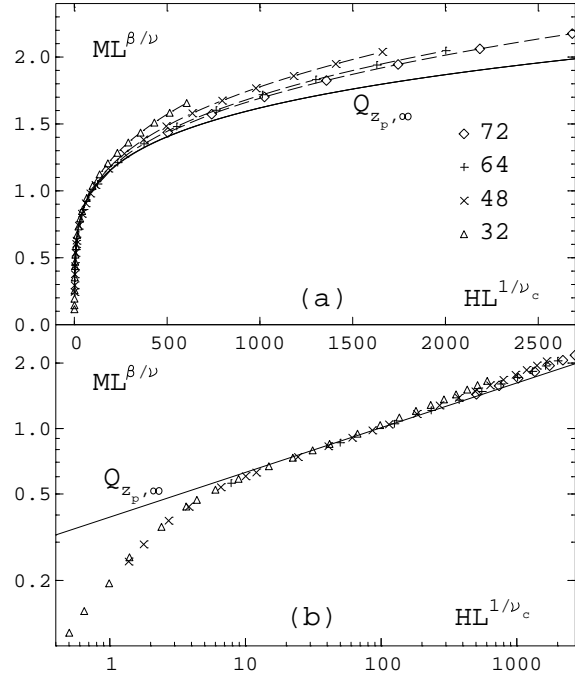


Figure 2. (a) Finite-size scaling of $ML^{\beta/\nu}$ for $O(4)$ on the pseudocritical line. The solid line shows $Q_{z_p,\infty}$, the symbols denote different lattice sizes L . (b) is a double-log plot of (a).

and $z_p = 1.35(10)$ for $O(4)$. In Fig. 1 we compare both methods for the $O(4)$ model. We see that both methods agree very well for small h , but for larger h the extrapolated peak positions yield slightly higher pseudocritical temperatures.

In Fig. 2a we show the finite-size scaling plot for $O(4)$ on the pseudocritical line (at $z_p = 1.33$). There are strong corrections to scaling and the universal function Q_{z_p} is approached from above. If one looks at the logarithmic plot (Fig. 2b), one finds that Q_{z_p} converges to $Q_{z_p,\infty}$ from below and coincides with the asymptotic form at about $HL^{1/\nu_c} \approx 20$.

We have also investigated the finite-size-scaling functions of $O(2)$ on the pseudocritical line and of both models on the critical line. They have a very similar behaviour to the one shown above, but on the critical line the corrections to scaling are negative, and in the case of $O(4)$ they are

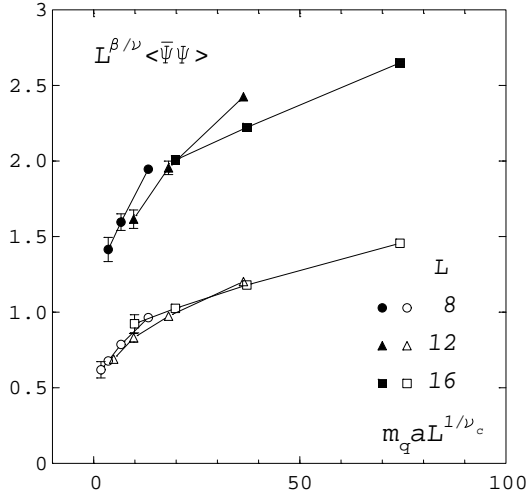


Figure 3. $L^{\beta/\nu} \langle \bar{\psi}\psi \rangle$ versus $m_q a L^{1/\nu_c}$, with $O(4)$ exponents, from QCD lattice data with two staggered fermions. The open (filled) symbols are data from Ref. [6] ([7], multiplied by 2). The lines are drawn to guide the eye.

much smaller than on the pseudocritical line. The asymptotic form is always approached at small values of HL^{1/ν_c} from below.

4. COMPARISON TO $N_f = 2$ QCD

In Fig. 3 we show a finite-size-scaling plot of staggered QCD data on the pseudocritical line from the JLQCD collaboration [6] and the Bielefeld group [7]. The exponents are from the $O(4)$ -model. Here the quark mass m_q plays the role of the symmetry-breaking field h , and the chiral condensate $\langle \bar{\psi}\psi \rangle$ is the order parameter for $m_q \rightarrow 0$. $\langle \bar{\psi}\psi \rangle$ has been taken at the peak positions of the chiral susceptibility χ_m at fixed m_q for each lattice size. The error from the peak position determination is not included in the plot. As in Fig. 2a the universal finite-size-scaling function is approached from above. At small m_q the data are however higher than expected.

In the logarithmic plot, Fig. 4, we compare the QCD data to a line $\bar{c} + (1/\delta) \ln(m_q a L^{1/\nu_c})$, which represents the asymptotic finite-size-scaling function. Because of the unknown normalization of QCD \bar{c} was chosen freely. There is good agree-

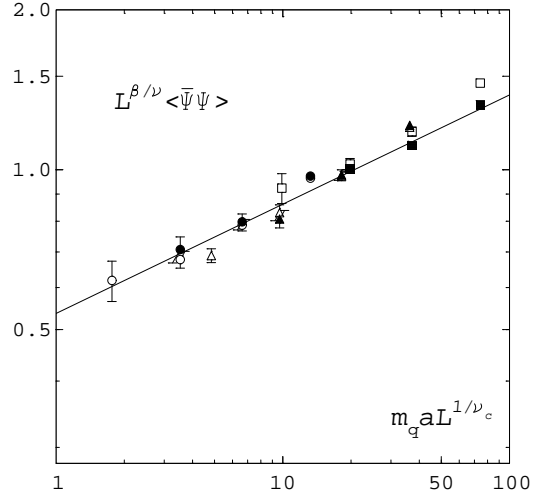


Figure 4. Logarithmic plot of Fig. 3. The solid line is the asymptotic finite-size-scaling function of $O(4)$.

ment of the QCD data with the expected behaviour, especially when one takes into account that the lattice sizes are still small and corrections are probably present.

The corresponding result for $O(2)$ is very similar to that of $O(4)$ and, because of the spread of the QCD data, one cannot really distinguish the two cases.

An extended version of this paper can be found in Ref. [8].

REFERENCES

1. K. Rajagopal and F. Wilczek, Nucl. Phys. **B399** (1993) 395.
2. A. Ali Khan et al. (CP-PACS Collaboration), Phys. Rev. **D63** (2000) 034502.
3. C. Bernard et al. (MILC Collaboration), Phys. Rev. **D61** (2000) 054503.
4. J. Engels and T. Mendes, Nucl. Phys. **B572** (2000) 289.
5. J. Engels, S. Holtmann, T. Mendes and T. Schulze, Phys. Lett. **B492** (2000) 219.
6. K. Kanaya, private communication
7. E. Laermann, private communication
8. J. Engels, S. Holtmann, T. Mendes and T. Schulze, Phys. Lett. **B514** (2001) 299.