

SU(3) Lattice QCD Study for Static Three-Quark Potential

T. T. Takahashi¹, H. Suganuma², H. Matsufuru³ and Y. Nemoto³

¹RCNP, Osaka University, Mihogaoka 10-1, Osaka 567-0047, Japan

²Faculty of Science, Tokyo Institute of Technology, Tokyo 152-8551, Japan

³YITP, Kyoto University, Kitashirakawa, Sakyo, Kyoto 606-8502, Japan

March 8, 2019

Abstract

We study the static three-quark (3Q) potential in detail using SU(3) lattice QCD with $12^3 \times 24$ at $\beta = 5.7$ and $16^3 \times 32$ at $\beta = 5.8, 6.0$ at the quenched level. For more than 200 patterns of the 3Q systems, we numerically derive 3Q ground-state potential V_{3Q} from the 3Q Wilson loop with the smearing technique, which reduces excited-state contaminations. The lattice QCD data of V_{3Q} are well reproduced within a few % deviation by a sum of a constant, the two-body Coulomb term and the three-body linear confinement term $\sigma_{3Q}L_{\min}$, with L_{\min} the minimal value of total length of color flux tubes linking the three quarks. From the comparison with the $Q\bar{Q}$ potential, we find a universality of the string tension as $\sigma_{3Q} \simeq \sigma_{Q\bar{Q}}$ and the one-gluon-exchange result for Coulomb coefficients, $A_{3Q} \simeq \frac{1}{2}A_{Q\bar{Q}}$.

1 Introduction

Strong interaction in hadrons or nuclei is fundamentally governed by quantum chromodynamics (QCD). In a spirit of the elementary particle physics, it would be desirable to construct hadron physics and nuclear physics at quark level based on QCD. For instance, to bridge between QCD and hadron physics, the inter-quark potential[1, 2, 3] is one of the most important quantities, because it is directly responsible for the hadron structure at the quark level[4]. However, it still remains as a difficult problem to derive the inter-quark potential analytically from QCD, because of the strong-coupling nature of QCD in the infrared region.

Recently, the lattice QCD calculation has been adopted as a useful and reliable method for the nonperturbative analysis of QCD. For instance, quark-antiquark ($Q\bar{Q}$) potential, which is responsible for the meson properties, has been well studied using lattice QCD[1, 5]. In Fig.1, we show the $Q\bar{Q}$ static potential $V_{Q\bar{Q}}(r)$ as the function of the distance r between quark and antiquark in SU(3) lattice QCD at the quenched level. Here, the $Q\bar{Q}$ potential can be well reproduced by a sum of the Coulomb term due to the perturbative one-gluon-exchange (OGE) process, a linear confinement term and a constant[1, 5],

$$V_{Q\bar{Q}} = -\frac{A_{Q\bar{Q}}}{r} + \sigma_{Q\bar{Q}}r + C_{Q\bar{Q}}, \quad (1)$$

where the string tension $\sigma_{Q\bar{Q}} \simeq 0.89$ GeV/fm represents the confinement force. The linear potential at the long distance can be physically interpreted with the flux-tube

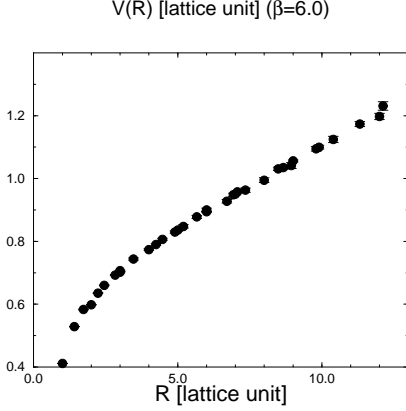


Figure 1: The $Q\bar{Q}$ static potential $V_{Q\bar{Q}}(r)$ obtained in $SU(3)$ lattice QCD at the quenched level.

picture or the string picture for hadrons[4, 6, 7, 8]. In this picture, the quark and the antiquark are linked with a one-dimensional flux-tube with the string tension $\sigma_{Q\bar{Q}}$. Hence, $Q\bar{Q}$ potential in the long-range region is proportional to the distance r between quark and antiquark. This flux-tube picture (or the string picture) in the infrared region is supported by the Regge trajectory of hadrons, empirical analysis of heavy quarkonia data, the strong-coupling expansion of QCD[7] and recent lattice QCD simulations.

However, there is almost no reliable formula to describe the three-quark (3Q) potential V_{3Q} directly based on QCD, besides the strong-coupling QCD[4, 7], although V_{3Q} is directly responsible for the baryon properties[4, 9, 10]. Up to now, the 3Q potential has been treated phenomenologically or hypothetically more than 20 years. We carry out the detailed study of the 3Q potential using $SU(3)$ lattice QCD.

2 Theoretical Consideration

Theoretically, the 3Q potential[1, 3, 4] is expected to be expressed by a sum of a constant, the two-body Coulomb term from the perturbative OGE process at the short distance and the three-body linear confinement term at the long distance, similarly in the $Q\bar{Q}$ potential. Here, reflecting the $SU(3)_c$ gauge theory in QCD, the color flux tube has a junction which combines three different colors, R , B and G , in a color-singlet manner. For most 3Q systems, the flux-tube energy is minimized with the presence of the junction, and therefore a Y-type flux tube is expected to be formed among the three quarks [1, 4, 7, 9, 10]. We show in Fig.2 the flux-tube configuration which minimizes the total flux-tube length in the 3Q system.

Thus, the static 3Q potential is considered to take a form as

$$V_{3Q} = -A_{3Q} \sum_{i < j} \frac{1}{|\mathbf{r}_i - \mathbf{r}_j|} + \sigma_{3Q} L_{\min} + C_{3Q}, \quad (2)$$

where L_{\min} denotes the minimal value of the total length of color flux tubes linking three quarks.

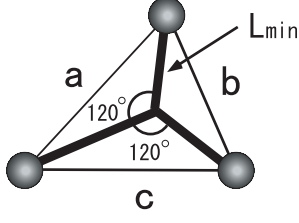


Figure 2: The flux-tube configuration of the 3Q system with the minimal value of the total flux-tube length L_{\min} .

Denoting by a , b and c the three side lengths of the 3Q triangle as shown in Fig.2, L_{\min} is explicitly expressed as [1]

$$L_{\min} = \left[\frac{1}{2}(a^2 + b^2 + c^2) + \frac{\sqrt{3}}{2} \sqrt{(a+b+c)(-a+b+c)(a-b+c)(a+b-c)} \right]^{\frac{1}{2}}, \quad (3)$$

when any angle of the 3Q triangle does not exceed $2\pi/3$. For the case with one angle larger than $2\pi/3$, L_{\min} is given as $L_{\min} = (a+b+c) - \max(a, b, c)$.

3 Static 3Q Potential in SU(3) Lattice QCD

The static 3Q potential can be extracted from the 3Q Wilson loop [1, 9, 10] in SU(3) lattice QCD calculations. As shown in Fig.3, the 3Q Wilson loop physically represents the creation of a gauge-invariant 3Q state at $t = 0$, the system with spatially fixed three quarks in $0 < t < T$ and the annihilation of the 3Q state at $t = T$.

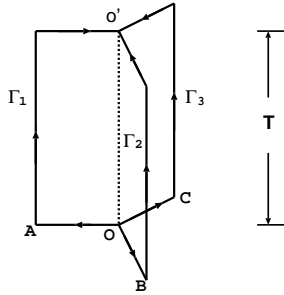


Figure 3: The 3Q Wilson loop in the Euclidean space-time. Γ_k ($k = 1, 2, 3$) denotes the path linking O and O' .

In four-dimensional Euclidean space-time, the 3Q Wilson loop is a color current defined in a gauge-invariant manner as

$$W_{3Q} \equiv \frac{1}{3!} \varepsilon_{abc} \varepsilon_{a'b'c'} U_1^{aa'} U_2^{bb'} U_3^{cc'}, \quad U_k = P \exp \left\{ ig \int_{\Gamma_k} dx^\mu A_\mu(x) \right\} \in \text{SU}(3). \quad (4)$$

Here, P denotes the path-ordered product along the path denoted by $\Gamma_k (k = 1, 2, 3)$ linking O and O' in Fig.3. Similar to the derivation of the $Q\bar{Q}$ potential from the Wilson loop, the 3Q potential V_{3Q} can be obtained as $V_{3Q} = -\lim_{T \rightarrow \infty} \frac{1}{T} \ln \langle W_{3Q} \rangle$.

Next, let us consider the physical state of the 3Q system. The ground state of the 3Q system is expected to be composed by flux tubes rather than the strings[1, 8], and we denote by $|g.s.; t\rangle$ the 3Q ground state at t . On the other hand, there are many excited states of the 3Q system corresponding to the flux-vibrational modes[1], and we denote by $|n\text{th.e.s.}; t\rangle$ the n -th excited 3Q state at t . In the 3Q Wilson loop, the gauge-invariant 3Q state created at $t = 0$ and annihilated at $t = T$ can be expressed as

$$\begin{aligned} |3Q; 0\rangle &= c_0 |g.s.; 0\rangle + c_1 |1\text{st e.s.}; 0\rangle + c_2 |2\text{nd e.s.}; 0\rangle + \dots, \\ |3Q; T\rangle &= c_0 |g.s.; T\rangle + c_1 |1\text{st e.s.}; T\rangle + c_2 |2\text{nd e.s.}; T\rangle + \dots, \end{aligned} \quad (5)$$

where the coefficients are normalized as $\sum_{i=0}^{\infty} |c_i|^2 = 1$. (This normalization is found to be consistent with the definition of W_{3Q} in Eq.(4).) Then, the expectation value of W_{3Q} can be expressed as

$$\begin{aligned} \langle W_{3Q} \rangle &= |c_0|^2 \langle g.s.; T | g.s.; 0 \rangle + |c_1|^2 \langle 1\text{st e.s.}; T | 1\text{st e.s.}; 0 \rangle + \dots \\ &= |c_0|^2 \exp(-V_{g.s.} T) + |c_1|^2 \exp(-V_{1\text{st e.s.}} T) + \dots \end{aligned} \quad (6)$$

with the ground-state potential $V_{g.s.}$ of the 3Q system and the n -th excited-state potential $V_{n\text{-th e.s.}}$.

As increasing T , the excited-state components drop faster than the ground-state component in $\langle W_{3Q} \rangle$, however, the ground-state component $|c_0|^2 \exp(-V_{g.s.} T)$ also decreases exponentially. Hence, we face a practical difficulty in extracting the numerical signal. To avoid this difficulty, we adopt the smearing technique[1, 5, 11] which enhances the ground-state overlap and removes the excited-state contamination efficiently. (There were a few lattice studies on the 3Q potential more than 13 years ago[12, 13], however, their results seem unreliable and misleading due to the fatal large excited-state contaminations. The smearing technique was mainly developed after their works.)

4 Smearing Technique to Remove Excited Modes

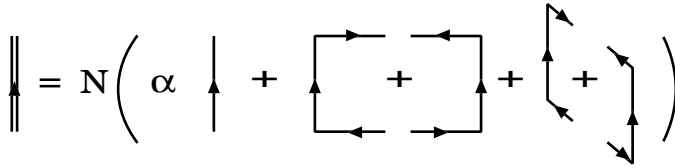


Figure 4: The schematic explanation of the smearing for the link-variables.

The smearing for the link-variable is expressed as the iterative replacement of the spatial link-variables by a obscured link-variables $\bar{U}_i(s) \in \text{SU}(3)$ which maximizes

$$\text{Re tr} \left\{ \bar{U}_i^\dagger(s) \left[\alpha U_i(s) + \sum_{j \neq i} \{ U_j(s) U_i(s + \hat{j}) U_j^\dagger(s + \hat{i}) + U_j^\dagger(s - \hat{j}) U_i(s - \hat{j}) U_j(s + \hat{i} - \hat{j}) \} \right] \right\} \quad (7)$$

with a real smearing parameter α . This can be visualized as in Fig.4. The obscured spatial line composed by the obscured link-variables physically corresponds to the flux tube with a finite cylindrical radius. The smearing parameter α and the iteration number of the smearing are suitably determined so as to maximize the ground-state overlap of the 3Q system at $t = 0$ and $t = T$ in the 3Q Wilson loop. In fact, after a suitable smearing, we expect saturation of the ground-state overlap as $|c_0|^2 \simeq 1$, i.e. strong reduction of the excited-state contaminations as $|c_i|^2 \simeq 0$ ($i = 1, 2, \dots$)[1, 5, 11]. To see this in actual

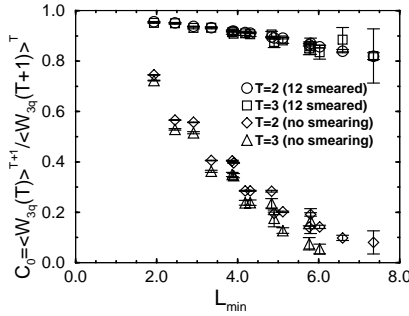


Figure 5: The ground-state overlap $C_0 \equiv \langle W_{3Q}(T) \rangle^{T+1} / \langle W_{3Q}(T+1) \rangle^T$ in SU(3) lattice QCD at $\beta = 5.7$. By the smearing, the ground-state overlap C_0 is largely enhanced from the lower data to the upper data as $0.8 < C_0 < 1$ for each 3Q system.

lattice QCD calculations, we examine in Fig.5 the ground-state overlap

$$C_0 \equiv \langle W_{3Q}(T) \rangle^{T+1} / \langle W_{3Q}(T+1) \rangle^T \quad (8)$$

corresponding to $|c_0|^2$ [1, 5], and we observe a large enhancement of the ground-state overlap as $0.8 < C_0 < 1$ by the smearing. To summarize here, owing to the smearing, we can set up the ground-state dominant 3Q state at $t = 0$ and $t = T$ in the 3Q Wilson loop, and therefore we enjoy accurate measurements for the 3Q potential without suffering from excited modes like the flux-tube vibration.

5 The Lattice QCD Results for The 3Q Potential

We study the 3Q potential V_{3Q} in detail by investigating more than 200 patterns of the 3Q systems using SU(3) lattice QCD with $12^3 \times 24$ at $\beta = 5.7$ and $16^3 \times 32$ at $\beta = 5.8, 6.0$ at the quenched level. Here, the lattice spacing a is determined so as to reproduce the $Q\bar{Q}$ string tension $\sigma_{Q\bar{Q}} = 0.89 \text{ GeV/fm}$ at each β . We show in Fig.6 the 3Q potential V_{3Q} in SU(3) lattice QCD at $\beta=5.7$ and $\beta=5.8$ as the function of L_{\min} , the minimal value of the total flux-tube length. At the large distance, where the Coulomb potential is negligible, we observe the linearity on L_{\min} , which is consistent with the expected form in Eq.(2). At the short distance, perturbative QCD would be applicable, and therefore the two-body Coulomb potential in V_{3Q} can be estimated as $V_{\text{Coul}} \equiv -\frac{A_{Q\bar{Q}}}{2} \sum_{i < j} \frac{1}{|\mathbf{r}_i - \mathbf{r}_j|}$, using the Coulomb coefficient $A_{Q\bar{Q}}$ in the lattice QCD result of the $Q\bar{Q}$ potential. (Here, the

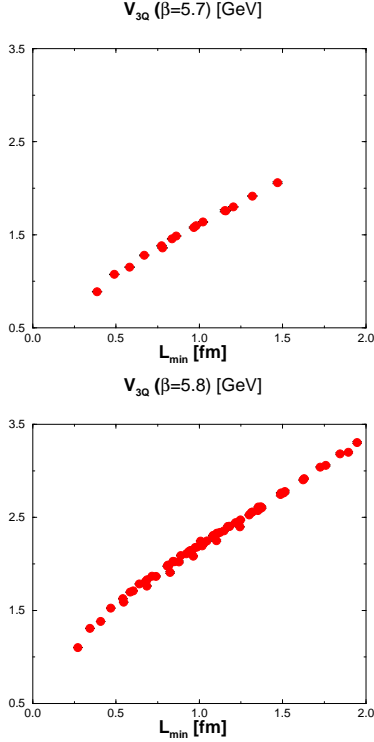


Figure 6: The 3Q potential V_{3Q} as the function of L_{\min} , the minimal value of the total flux-tube length, in SU(3) lattice QCD at $\beta = 5.7$ (left) and at $\beta = 5.8$ (right).

color factor $\frac{1}{2}$ appears in perturbative QCD.) To single out the confinement contribution, we subtract this perturbative Coulomb contribution V_{Coul} from the 3Q potential V_{3Q} .

The results are shown in Fig.7. The clear linearity on L_{\min} in the whole region observed in Fig.7 means that the 3Q potential V_{3Q} can be well reproduced by a sum of the perturbative Coulomb contribution as V_{Coul} and the linear confinement term proportional to L_{\min} in Eq.(2).

Now, we consider the best fitting of the 3Q potential data with the form in Eq.(2). With three parameters A_{3Q} , σ_{3Q} and C_{3Q} , the 3Q potential data can be well reproduced within the accuracy better than a few %. We show the best fitting parameters of the 3Q potential V_{3Q} and the $Q\bar{Q}$ potential $V_{Q\bar{Q}}$ in Table 1 at various β .

First, we focus on the properties at the short distance, where the nonperturbative confinement force is almost negligible. We find $A_{3Q} \simeq \frac{1}{2}A_{Q\bar{Q}}$ for the Coulomb coefficient, and find the perturbative color factor $\frac{1}{2}$ originating from the OGE contribution.

Second, let us consider the constant term. The constant terms C_{3Q} and $C_{Q\bar{Q}}$ behave as $\frac{1}{a}$, and diverge in the continuum limit $a \rightarrow 0$, so that the constant term is not physical quantity. In the limit of $r \rightarrow 0$ in the $Q\bar{Q}$ system, the Wilson loop becomes trivial as $W_{Q\bar{Q}}(r = 0) = 1$ and then $V_{Q\bar{Q}}(r = 0) = 0$ holds, while one gets $V_{Q\bar{Q}}(r \simeq 0) \simeq -\frac{A_{Q\bar{Q}}}{\omega a} + C_{Q\bar{Q}}$ with $0 < \omega < 1$ [1, 3] in the lattice regularization. Then, we find $C_{Q\bar{Q}} \simeq \frac{A_{Q\bar{Q}}}{\omega a}$. From the similar argument on the diquark limit, we find also $C_{3Q} - C_{Q\bar{Q}} \simeq \frac{A_{3Q}}{\omega a}$ [1, 3]. In

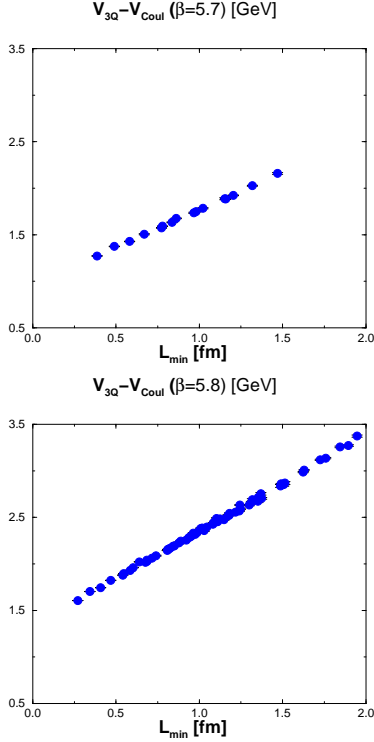


Figure 7: The SU(3) lattice QCD result for $V_{3Q} - V_{Coul}$ as the function of L_{min} , the minimal value of the total flux-tube length, at $\beta = 5.7$ (left) and at $\beta = 5.8$ (right).

this way, the constant term reflects the Coulomb singularity, and is kept to be finite in lattice QCD, because of the lattice regularization[1, 3]. Physically, these constant terms C_{3Q} and $C_{Q\bar{Q}}$ represent the pairing energy at the limit when the quarks gathers at one spatial point. From the above two relations and $A_{3Q} \simeq \frac{1}{2}A_{Q\bar{Q}}$, we obtain $C_{3Q} \simeq \frac{3}{2}C_{Q\bar{Q}}$, which seems to hold as shown in Table 1.

Finally, we consider the infrared nonperturbative properties of the inter-quark potential. The universality of the string tension is observed as $\sigma_{3Q} \simeq \sigma_{Q\bar{Q}}$. In fact, the strength of the confinement force is universal for the $Q\bar{Q}$ system and the 3Q system, which supports the color flux-tube picture for hadrons [4, 8, 7, 9, 10].

6 Summary and Concluding Remarks

To bridge the gap between QCD and hadron physics, we have studied the 3Q potential responsible for the baryon properties. We have calculated the ground-state 3Q potential for more than 200 patterns of the 3Q systems using SU(3) lattice QCD at $\beta = 5.7, 5.8$ and 6.0 at the quenched level. In this calculation, we have adopted the smearing technique which enhances the ground-state overlap and reduces the excited-state contaminations like the flux vibrational modes. Within the accuracy better than a few %, the lattice QCD data for the 3Q potential have been well reproduced by a sum of a constant, the two-body Coulomb term, and the three-body linear confinement term proportional to

L_{\min} , the minimal value of the total flux-tube length. We have observed the perturbative OGE result as $A_{3Q} \simeq \frac{1}{2}A_{Q\bar{Q}}$, and the universality of the string tension as $\sigma_{3Q} \simeq \sigma_{Q\bar{Q}}$.

We acknowledge Profs. Il-Tong Cheon and Su Hong Lee for their warm hospitality at Yonsei University. The lattice QCD simulations have been performed on NEC-SX4 at Osaka University and HITACHI-SR8000 at KEK.

	σ (GeV/fm)	A	C (lattice unit)
3Q ($\beta = 5.7$)	0.832(15)	0.1331(66)	0.9182(213)
$Q\bar{Q}$ ($\beta = 5.7$)	0.890(25)	0.2793(116)	0.6203(161)
3Q ($\beta = 5.8$)	0.818(6)	0.1304(17)	0.9326(53)
$Q\bar{Q}$ ($\beta = 5.8$)	0.890(21)	0.2580(159)	0.6081(182)
3Q ($\beta = 6.0$)	0.811(7)	0.1363(11)	0.9590(35)
$Q\bar{Q}$ ($\beta = 6.0$)	0.890(12)	0.2768(24)	0.6374(30)

Table 1: The best fitting parameters for the 3Q potential V_{3Q} at $\beta=5.7, 5.8$ and 6.0 .

Table 2. Partial data for the 3Q potential in SU(3) lattice QCD at $\beta=5.8$. (i, j, k) labels the 3Q system where the three quarks put on $(i, 0, 0)$, $(0, j, 0)$ and $(0, 0, k)$ in \mathbf{R}^3 in the lattice unit.

(i, j, k)	V_{3Q}^{latt}	V_{3Q}^{fit}	$V_{3Q}^{\text{latt}} - V_{3Q}^{\text{fit}}$
(1, 1, 1)	0.9144	0.9008	0.0136
(1, 1, 2)	1.0657	1.0582	0.0075
(1, 1, 3)	1.1962	1.1883	0.0079
(1, 1, 4)	1.3049	1.3054	-0.0005
(1, 1, 5)	1.4134	1.4162	-0.0029
(1, 1, 6)	1.5339	1.5236	0.0103
(1, 2, 2)	1.1866	1.1877	-0.0011
(1, 2, 3)	1.3062	1.3076	-0.0014
(1, 2, 4)	1.4153	1.4203	-0.0050
(1, 2, 5)	1.5259	1.5287	-0.0029
(1, 2, 6)	1.6360	1.6347	0.0013
(1, 3, 3)	1.4178	1.4209	-0.0031
(1, 3, 4)	1.5216	1.5296	-0.0080
(1, 3, 5)	1.6276	1.6357	-0.0081
(1, 3, 6)	1.7296	1.7401	-0.0105
(1, 4, 4)	1.6291	1.6356	-0.0064
(1, 4, 5)	1.7190	1.7396	-0.0206
(1, 4, 6)	1.8203	1.8425	-0.0222
(2, 2, 2)	1.2793	1.2838	-0.0046
(2, 2, 3)	1.3815	1.3903	-0.0089
(2, 2, 4)	1.4904	1.4969	-0.0064
(2, 3, 3)	1.4751	1.4880	-0.0129
(2, 3, 5)	1.6814	1.6912	-0.0098

(i, j, k)	V_{3Q}^{latt}	V_{3Q}^{fit}	$V_{3Q}^{\text{latt}} - V_{3Q}^{\text{fit}}$
(4, 5, 6)	2.1263	2.1094	0.0169
(4, 6, 6)	2.2264	2.1979	0.0285
(5, 6, 6)	2.3105	2.2733	0.0372
(0, 1, 1)	0.7701	0.7727	-0.0027
(0, 1, 2)	0.9659	0.9694	-0.0035
(0, 1, 3)	1.1107	1.1071	0.0037
(0, 1, 4)	1.2323	1.2268	0.0055
(0, 1, 5)	1.3339	1.3388	-0.0049
(0, 1, 6)	1.4566	1.4469	0.0097
(0, 1, 7)	1.5730	1.5527	0.0203
(0, 1, 8)	1.6779	1.6570	0.0209
(0, 2, 2)	1.1375	1.1422	-0.0047
(0, 2, 3)	1.2660	1.2711	-0.0050
(0, 2, 4)	1.3815	1.3871	-0.0056
(0, 2, 5)	1.4928	1.4972	-0.0043
(0, 2, 6)	1.6069	1.6041	0.0028
(0, 2, 8)	1.8285	1.8128	0.0157
(0, 3, 3)	1.3893	1.3940	-0.0047
(0, 3, 4)	1.5007	1.5066	-0.0059
(0, 3, 5)	1.6135	1.6145	-0.0010
(0, 4, 4)	1.6079	1.6165	-0.0086
(0, 4, 5)	1.7085	1.7226	-0.0141
(0, 4, 6)	1.8263	1.8267	-0.0004

References

- [1] T.T. Takahashi, H. Matsufuru, Y. Nemoto and H. Suganuma, Phys. Rev. Lett. **86**, 18 (2001).
- [2] T.T. Takahashi, H. Matsufuru, Y. Nemoto and H. Suganuma, Proc. of “Dynamics of Gauge Fields”, Tokyo, 1999, A. Chodos et al. (eds.), Universal Academy Press, Tokyo, p.179 (2000).
- [3] H. Suganuma, H. Matsufuru, Y. Nemoto and T.T. Takahashi, Nucl. Phys. **A680**, 159 (2001).
- [4] S. Capstick and N. Isgur, Phys. Rev. **D34**, 2809 (1986).
- [5] G.S. Bali, C. Schlichter and K. Schilling, Phys. Rev. **D51**, 5165 (1995).
- [6] Y. Nambu, Phys. Rev. **D10**, 4262 (1974).
- [7] J. Kogut and L. Susskind, Phys. Rev. **D11**, 395 (1975).
- [8] H. Suganuma, S. Sasaki and H. Toki, Nucl. Phys. **B435**, 207 (1995).
- [9] N. Brambilla, G.M. Prosperi and A. Vairo, Phys. Lett. **B362**, 113 (1995).
- [10] M. Fable de la Ripelle and Yu. A. Simonov, Ann. Phys. **212**, 235 (1991).
- [11] APE Collaboration, M. Albanese et al., Phys. Lett. **B192**, 163 (1987).
- [12] R. Sommer and J. Wosiek, Phys. Lett. **149B**, 497 (1984); Nucl. Phys. **B267**, 531 (1986).
- [13] H.B. Thacker, E. Eichten and J.C. Sexton, Nucl. Phys. **B** (Proc. Suppl.) **4**, 234 (1988).