

Dynamical Quark Effects on Light Quark Masses

A. Ali Khan¹, S. Aoki², G. Boyd¹, R. Burkhalter^{1,2}, S. Ejiri¹, M. Fukugita³, S. Hashimoto⁴, N. Ishizuka^{1,2},
Y. Iwasaki^{1,2}, K. Kanaya^{1,2}, T. Kaneko⁴, Y. Kuramashi⁴, T. Manke¹, K. Nagai¹, M. Okawa⁴, H.P. Shanahan¹,
A. Ukawa^{1,2} and T. Yoshié^{1,2}

(CP-PACS Collaboration)

¹*Center for Computational Physics, University of Tsukuba, Tsukuba, Ibaraki 305-8577, Japan*

²*Institute of Physics, University of Tsukuba, Tsukuba, Ibaraki 305-8571, Japan*

³*Institute for Cosmic Ray Research, University of Tokyo, Tanashi, Tokyo 188-8502, Japan*

⁴*High Energy Accelerator Research Organization (KEK), Tsukuba, Ibaraki 305-0801, Japan*
(April 2000)

We present results for light quark masses from a systematic calculation in lattice QCD with two degenerate flavors of dynamical quarks. Simulations are made with a renormalization-group improved gauge action and a mean-field improved clover quark action for sea quark masses corresponding to $m_{PS}/m_V \approx 0.8$ – 0.6 and the lattice spacing $a = 0.22$ – 0.11 fm. In the continuum limit we find $m_{ud}^{MS}(2\text{GeV}) = 3.5(3)$ MeV using the π and ρ meson masses as physical input, and $m_s^{MS}(2\text{GeV}) = 89(7)$ MeV or $99(5)$ MeV with the K or ϕ meson mass as additional input. Compared to quenched results, two flavors of dynamical quarks reduce the quark masses by about 25%.

PACS numbers: 12.38.Gc, 12.15.Ff, 14.65.Bt

Masses of light quarks belong to the most fundamental parameters of the Standard Model [1], and yet their precise values have been difficult to determine due to quark confinement. Lattice QCD provides a fundamental approach to overcome this problem [2] since it enables first principle calculations of hadron masses as functions of quark masses. This approach has progressed considerably recently [3–5] through high statistics calculations that have allowed the continuum limit to be taken for quark masses, and the development of non-perturbative renormalization techniques for a reliable conversion of lattice bare quark masses to those in the continuum.

These studies, however, have been carried out within the quenched approximation which ignores effects of sea quarks. A limitation, shown in Ref. [4], is that the strange quark mass cannot be consistently determined, with the values differing by 20% depending on the choice of meson mass taken for input. It has been suspected [2,3], furthermore, that dynamical sea quark effects sizably reduce the values of light quark masses.

Clearly, systematic full QCD studies incorporating dynamical sea quark effects are needed for progress in the determination of quark masses. A recent attempt has been reported in [6]. In this Letter we present results of our investigation in which the u and d quarks, assumed degenerate, are simulated dynamically while the s quark is treated in the quenched approximation [7].

Full QCD simulations are computationally much more demanding than quenched simulations. We can deal with this problem with the use of improved actions. Because of reduced cutoff errors, they should allow continuum extrapolations from coarser lattices, and hence require smaller lattice sizes, and smaller computational costs, for making simulations with the same physical lattice size.

We employ improved actions both for the gluon part

and the quark part. The gluon action consists of 1×1 and 1×2 Wilson loops whose coefficients are determined by an approximate renormalization-group analysis [8]. For the quark part we choose the “clover” improvement of the Wilson action [9], adopting, for the clover coefficient, a mean-field value $c_{SW} = P^{-3/4}$ with the one-loop result $P = 1 - 0.1402g^2$ [8] substituted for the plaquette P .

The improved action described here was tested in our preparatory full QCD study [10]. We found that hadron masses exhibit a good scaling behavior from a coarse lattice spacing of $a^{-1} \approx 1$ GeV, which is much improved over $a^{-1} \gtrsim 2$ GeV needed for the standard plaquette and Wilson quark actions. We therefore aim at a continuum extrapolation from simulations made at $a^{-1} \approx 1$ – 2 GeV.

We make runs at three values of the coupling $\beta \equiv 6/g^2 = 1.8, 1.95, 2.1$ to cover this range, employing lattices of a similar physical spatial size $La \approx 2.5$ fm, as listed in Table I. For each β , gauge configurations are generated by the hybrid Monte Carlo algorithm at four values of the sea quark hopping parameter κ_{sea} corresponding to the pseudoscalar (PS) to vector (V) meson mass ratio of $M_{PS}/M_V \approx 0.8, 0.75, 0.7$ and 0.6 . For each sea quark mass, we calculate hadron masses at five values of the valence quark hopping parameter κ_{val} corresponding to $M_{PS}/M_V \approx 0.8, 0.75, 0.7, 0.6$ and 0.5 , taking unequal as well as equal quark mass cases. Masses are extracted from hadron propagators with the standard correlated χ^2 fit. Errors are estimated with the jackknife procedure with a bin size of 50 trajectories, derived from an autocorrelation study.

For the Wilson-type quark action including the clover action, the definition of quark mass is not unique at finite lattice spacings due to explicit breaking of chiral symmetry. We employ three definitions in the present work, checking consistency among them for reliability of

results: (i) using the Ward identity for axial vector currents A_μ , one may define,

$$m_q^{\text{AWI}} a = \lim_{t \rightarrow \infty} \frac{\langle \nabla_4 A_4(t) P(0) \rangle}{2 \langle P(t) P(0) \rangle}, \quad (1)$$

with P the pseudoscalar density; (ii) another possibility, suggested by the Ward identity for vector currents and naturally appearing in perturbative analyses, reads $m_q^{\text{VWI}} a = (1/\kappa - 1/\kappa_c)/2$ where κ_c represents the critical hopping parameter at which the PS meson mass vanishes; (iii) replacing κ_c in (ii) by the “partially quenched” critical value κ_c^{PQ} where the PS meson mass vanishes as a function of the valence hopping parameter κ_{val} when κ_{sea} for sea quark is fixed to the physical point of u and d quark [11]. We denote this quark mass as $m_q^{\text{VWI,PQ}}$.

We express the PS meson mass M_{PS}^2 in terms of quark masses by a general quadratic ansatz of the form,

$$M_{PS}^2 a^2 = b_s m_{\text{sea}} a + b_v m_{\text{val}} a + c_s (m_{\text{sea}} a)^2 + c_v (m_{\text{val}} a)^2 + c_{sv} m_{\text{sea}} a m_{\text{val}} a. \quad (2)$$

Here $m_{\text{val}} = (m_{\text{val},1} + m_{\text{val},2})/2$ with $m_{\text{val},i}$ ($i = 1, 2$) the bare mass of the valence quark and antiquark of the PS meson, and m_{sea} the mass of sea quark. We mention that details vary depending on the definitions, *e.g.*, terms depending only on m_{sea} are absent for the case of AWI mass as follows from (1), and a cross term $\propto m_{\text{val},1} a m_{\text{val},2} a$ is found to be necessary in the case of VWI mass.

The vector meson mass M_V is written in a similar manner, adopting, however, PS meson masses as independent variables. The formula we use, being universally applicable for various definitions of quark mass, reads,

$$M_V a = A + B_s \mu_{\text{sea}} a + B_v \mu_{\text{val}} a + C_s \mu_{\text{sea}}^2 a^2 + C_v \mu_{\text{val}}^2 a^2 + C_{sv} \mu_{\text{sea}} a \mu_{\text{val}} a. \quad (3)$$

Here $\mu_{\text{val}} = (\mu_1 + \mu_2)/2$ represents the average of PS meson mass squared $\mu_i = M_{PS}^2(\kappa_{\text{val},i}, \kappa_{\text{val},i}; \kappa_{\text{sea}})$ made of a degenerate quark-antiquark pair of the valence hopping parameter $\kappa_{\text{val},i}$, and $\mu_{\text{sea}} = M_{PS}^2(\kappa_{\text{sea}}, \kappa_{\text{sea}}; \kappa_{\text{sea}})$.

The bare lattice value of the average u and d quark mass $m_{ud} a$ is determined by fixing the valence and sea quark masses to be degenerate in (2) and (3), and requiring the experimental value for the ratio $M_\pi/M_\rho = 0.1757$. For the s quark mass $m_s a$ we use either $M_K/M_\rho = 0.6477$ or $M_\phi/M_\rho = 1.3267$ while keeping the sea quark mass m_{sea} at the value m_{ud} determined above for u and d quarks. The lattice scale a^{-1} is set using $M_\rho = 0.7684$ GeV as input.

We convert bare quark masses calculated above to renormalized quark masses in the \overline{MS} scheme at $\mu = 1/a$ through $m_R^{\text{VWI}} a = Z_m(g^2) m_q^{\text{VWI}} a$ and $m_R^{\text{AWI}} a = (Z_A(g^2)/Z_P(g^2)) m_q^{\text{AWI}} a$. While not written explicitly, the $O(a)$ improvement terms with the coefficients b_m , b_A and b_P are also included in these relations. For renormalization factors one-loop perturbative values for massless

quark [12] are used. For the coupling constant we adopt a mean-field improved value in the \overline{MS} scheme appropriate for the RG-improved gluon action: $g_{\overline{MS}}^{-2}(1/a) = (3.648W_{1 \times 1} - 2.648W_{1 \times 2})\beta/6 - 0.1006 + 0.0314917N_f$ where measured values extrapolated to zero sea quark mass are substituted for the Wilson loops. The results for quark masses are finally run from $\mu = 1/a$ to $\mu = 2$ GeV using the 3-loop beta function [13]. Numerical values of quark masses at each β are given in Table II.

In Fig. 1 we show our two-flavor full QCD results for $m_{ud}^{\overline{MS}}(2 \text{ GeV})$ with filled symbols. The values for the three definitions, while differing sizably at finite lattice spacings [6], tend to converge toward the continuum limit. A similar trend has been seen in the quenched data for the standard action [4], reproduced in Fig. 1 with thin open symbols. We take this as a basis to apply a combined continuum extrapolation of the results for the three definitions, requiring a unique value in the continuum limit.

The choice of the fitting function requires some consideration. The leading scaling violation with our improved action is $O(g^2 a)$. The coefficient is expected to be small since the clover coefficient c_{SW} calculated to one-loop order [14] differs from our mean-field improved choice only by $\Delta c_{SW} = 0.008g^2$. We suspect that such a small term is masked by higher order corrections in a and g^2 in the range of our coarse lattice spacing. Indeed our results in Fig. 1, particularly those from the VWI definitions, exhibit noticeable scaling violation of up to about 30 %. Since fits including higher order corrections in addition to $g^2 a$ are quite unstable, and a fit linear in $g^2 a$ is not entirely justifiable in our range of lattice spacings, we make an effective continuum extrapolation linear in a .

We then calculate the central value in the continuum limit with a combined linear fit. A systematic error of this fit is estimated by examining the spread of values obtained by separate linear fits of results for the three definitions (see Table II for numerical results of these fits). With this procedure, we obtain

$$m_{ud}^{\overline{MS}}(2 \text{ GeV}) = 3.5(3) \text{ MeV} \quad (N_f = 2). \quad (4)$$

We remark that a fit linear in $g_{\overline{MS}}^2(1/a)a$ yields a result in agreement with this value within the quoted error.

Another source of systematic error is the use of one-loop perturbative values for the renormalization factors. We estimate this error by shifting the matching scale μ from $\mu = 1/a$ to $\mu = \pi/a$. After the continuum extrapolation we find the change in the central value to be +6%, which is within the error quoted in (4).

Our full QCD result for the average u - d quark mass is considerably lower than our previous quenched result for the standard action [4] given by

$$m_{ud}^{\overline{MS}}(2 \text{ GeV}) = 4.6(2) \text{ MeV} \quad (N_f = 0, \text{ standard}). \quad (5)$$

In order to confirm that the decrease is a dynamical sea quark effect, we carry out a quenched simulation using the same improved gluon and quark actions as for the full QCD runs. This simulation is made at 10 values of β chosen so that the string tension matches that of two-flavor full QCD for each simulated value of sea quark mass and for the chiral limit at $\beta = 1.95$ and 2.1 .

Analyses leading from hadron masses to quark masses parallel those for full QCD. In particular we employ polynomial chiral expansions of the form (2)–(3), except that terms referring to sea quark masses are dropped. As a cross-check we also make an analysis parallel to the one in [4], employing quenched chiral perturbation theory formulae, and obtain consistent results.

We plot results of this quenched analysis with thick open symbols in Fig. 1. Good consistency is observed between the continuum values for the standard and improved actions. We also note that scaling violations are visibly reduced for the latter. Making a combined linear extrapolation, we obtain in the continuum limit,

$$m_{ud}^{\overline{MS}}(2 \text{ GeV}) = 4.4(2) \text{ MeV} \quad (N_f = 0, \text{ improved}), \quad (6)$$

where the error includes estimates of systematic errors due to the continuum extrapolation. From this analysis we conclude that two dynamical quarks influence $m_{ud}^{\overline{MS}}(2 \text{ GeV})$ to decrease by about 25%.

In Fig. 2 we show results for the strange quark mass $m_s^{\overline{MS}}(2 \text{ GeV})$ determined from the K meson mass. A parallel figure obtained with the ϕ meson mass is given in Fig. 3. The strange quark is heavy enough so that the difference between κ_c and κ_c^{PQ} has only small effects on the VWI masses in full QCD. Employing a combined linear continuum extrapolation in a , and estimating the systematic error in the same way as for m_{ud} we obtain

$$m_s^{\overline{MS}}(2 \text{ GeV}) = 89(7) \text{ MeV} \quad M_K \text{ input} \quad (N_f = 2) \quad (7)$$

$$= 99(5) \text{ MeV} \quad M_\phi \text{ input} \quad (N_f = 2). \quad (8)$$

With (4) this gives $m_s^{\overline{MS}}/m_{ud}^{\overline{MS}} = 25(3)$ (M_K input) and $28(3)$ (M_ϕ input), to be compared with $24.4(1.5)$ [15] computed from chiral perturbation theory to one loop.

Similar analyses for quenched QCD lead to the results

M_K input:

$$m_s^{\overline{MS}}(2 \text{ GeV}) = 110(4) \text{ MeV} \quad (N_f = 0, \text{ improved}) \quad (9)$$

$$= 115(4) \text{ MeV} \quad (N_f = 0, \text{ standard}) \quad (10)$$

M_ϕ input:

$$m_s^{\overline{MS}}(2 \text{ GeV}) = 132(3) \text{ MeV} \quad (N_f = 0, \text{ improved}) \quad (11)$$

$$= 143(6) \text{ MeV} \quad (N_f = 0, \text{ standard}), \quad (12)$$

where the values for the standard action [4] are also quoted for comparison.

The quenched values for the standard and improved actions are mutually consistent for each choice of the input.

This confirms the existence of a systematic uncertainty of 20–30% in the value of $m_s^{\overline{MS}}$ in quenched QCD [4].

One of our important results for the strange quark mass is that the magnitude of this uncertainty is reduced to a 10% level by the inclusion of two flavors of sea quarks. The better consistency reflects the closer agreement of the $K - K^*$ and $K - \phi$ mass splittings with experiment in our two-flavor QCD results than in the quenched case [7].

Another important result is that dynamical quark effects reduce the value of $m_s^{\overline{MS}}$ significantly, from the range 110–140 MeV in quenched QCD to 90–100 MeV for two-flavor full QCD.

It will be interesting to see whether the latter range of values converge to a single point once one includes dynamical effects of the strange quark itself. Presumably the corresponding value for $m_s^{\overline{MS}}$, and also the value for $m_{ud}^{\overline{MS}}$, would be smaller than the one for the case of two dynamical flavors. Elucidating the magnitude of decrease is an important issue to settle, as our two-flavor results are already close to the lower bounds estimated from the positivity of spectral functions [16]. A potential implication concerns the interpretation of the recent experimental results on direct CP violation [17] which favors a small value for the strange quark mass.

Clearly, establishing the values of light quark masses will be one of the main tasks of future full QCD simulations incorporating three flavors of dynamical quarks.

This work is supported in part by Grants-in-Aid of the Ministry of Education (Nos. 09304029, 10640246, 10640248, 10740107, 11640250, 11640294, 11740162). AAK and TM are supported by the JSPS Research for the Future Program (No. JSPS-RFTF 97P01102). GB, SE, KN and HPS are JSPS Research Fellows.

-
- [1] S. Weinberg, Trans. New York Acad. Sci. **38**, 185 (1977).
 - [2] Early studies were reviewed in, A. Ukawa, Nucl. Phys. B (Proc. Suppl.) **30**, 3 (1993). For a recent review, see R. Gupta and T. Bhattacharya, Nucl. Phys. B (Proc. Suppl.) **63**, 95 (1998); Phys. Rev. D **55**, 7203 (1997).
 - [3] B. J. Gough *et al.*, Phys. Rev. Lett. **79**, 1622 (1997).
 - [4] S. Aoki *et al.* (CP-PACS Collaboration), Phys. Rev. Lett. **84**, 238(2000); Nucl. Phys. B(Proc. Suppl.) **73**, 189(1999).
 - [5] S. Aoki *et al.* (JLQCD Collaboration), Phys. Rev. Lett. **82**, 4392 (1999); D. Becirevic *et al.*, Phys. Lett. B **444**, 401 (1998); V. Giménez *et al.*, Nucl. Phys. B **540**, 472 (1999); S. Capitani *et al.*, Nucl. Phys. B **544**, 669 (1999); J. Garden *et al.*, hep-lat/9906013; M. Göckeler *et al.*, hep-lat/9908005.
 - [6] N. Eicker *et al.* (SESAM Collaboration), Phys. Lett. B **407**, 290(1997).
 - [7] For preliminary reports, see, R. Burkhalter, Nucl. Phys.

- B(Proc. Suppl.)**73**,3(1999); S. Aoki *et al.* (CP-PACS Collaboration), Nucl. Phys. B(Proc. Suppl.)**73**,192(1999).
[8] Y. Iwasaki, Univ. of Tsukuba Report UTHEP-118(1983).
[9] B. Sheikholeslami and R. Wohlert, Nucl. Phys. **B259**,572(1985).
[10] S. Aoki *et al.* (CP-PACS Collaboration), Phys. Rev. D **60**, 114508 (1999).
[11] R. Gupta and T. Bhattacharya, in Ref. [2].
[12] S. Aoki *et al.*, Phys. Rev. D **58**, 074505 (1998); Y. Taniguchi and A. Ukawa, *ibid.* **58**, 114503 (1998).
[13] O.V. Tarasov *et al.*, Phys. Lett. B **93** 429 (1980).
[14] S. Aoki *et al.*, Nucl. Phys. **B540** 501 (1999).
[15] H. Leutwyler, Phys. Lett. B **378**, 313 (1996).
[16] For a recent overview, see S. Narison, hep-ph/9911454.
[17] A. Alavi-Harati *et al.*, Phys. Rev. Lett. **83**, 922 (1999); V. Fanti *et al.*, Phys. Lett. B **465**, 335 (1999).

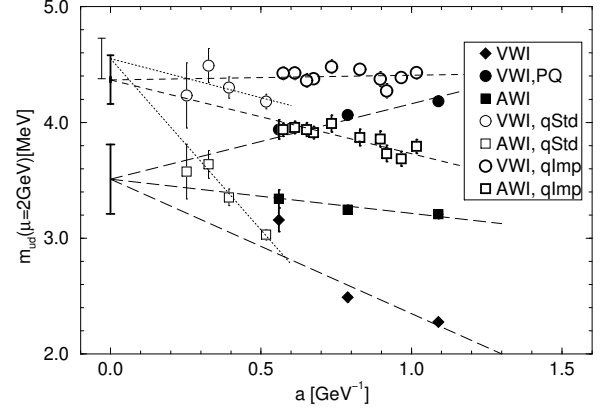


FIG. 1. Continuum extrapolation of the average up and down quark mass m_{ud} for full QCD (filled symbols) and quenched QCD (thick open symbols) obtained with the improved action, and quenched results with the standard action (thin open symbols). Continuum values and lines show combined fits linear in a .

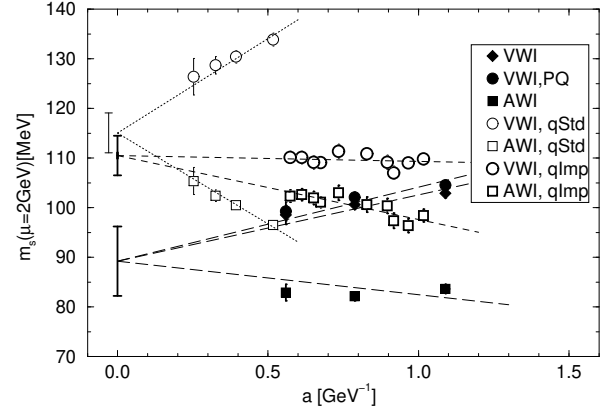


FIG. 2. Continuum extrapolation of the strange quark mass m_s using M_K as input. Symbols have the same meaning as in Fig. 1.

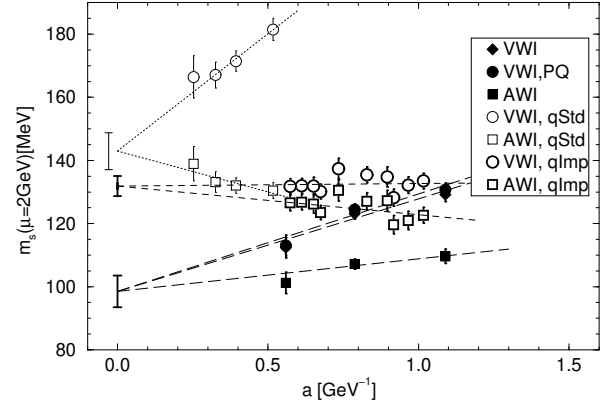


FIG. 3. Continuum extrapolation of the strange quark mass m_s using M_ϕ as input. Symbols have the same meaning as in Fig. 1.

TABLE I. Run parameters of two-flavor full QCD simulations. The scale a is set by $M_\rho = 768.4$ MeV.

$N_f = 2$ simulations								
β	$L^3 \times T$	c_{SW}	$a[\text{fm}]$	$La[\text{fm}]$	m_{PS}/m_V for sea quarks : #traj.			
1.80	$12^3 \times 24$	1.60	0.215(2)	2.58(3)	0.807(1):6250	0.753(1):5000	0.694(2):7000	0.547(4):5250
1.95	$16^3 \times 32$	1.53	0.155(2)	2.48(3)	0.804(1):7000	0.752(1):7000	0.690(1):7000	0.582(3):5000
2.10	$24^3 \times 48$	1.47	0.110(2)	2.64(5)	0.810(2):2000	0.757(3):2000	0.693(3):2000	0.571(6):2000

 TABLE II. Renormalized quark masses (MeV) in the $\overline{\text{MS}}$ -scheme at $\mu = 2$ GeV for each β , and in the continuum obtained by linear fits in a . All errors are statistical.

β	m_{ud}^{VWI}	$m_{ud}^{\text{VWI,PQ}}$	m_{ud}^{AWI}	m_s^{VWI}	$m_s^{\text{VWI,PQ}}$	m_s^{AWI}	m_s^{VWI}	$m_s^{\text{VWI,PQ}}$	m_s^{AWI}
				K -input	K -input	K -input	ϕ -input	ϕ -input	ϕ -input
1.8	2.277(27)	4.183(42)	3.207(36)	102.92(92)	104.54(93)	83.61(92)	129.1(2.2)	130.7(2.2)	109.7(2.3)
1.95	2.489(38)	4.064(43)	3.247(38)	100.65(98)	102.08(99)	82.14(89)	123.1(1.7)	124.5(1.7)	107.2(1.6)
2.1	3.16(10)	3.939(83)	3.341(78)	98.5(1.9)	99.3(1.9)	82.9(1.7)	112.4(3.3)	113.1(3.3)	101.3(3.4)
$a \rightarrow 0$	3.43(14)	3.71(14)	3.42(13)	94.3(3.1)	94.6(3.2)	80.5(2.9)	99.6(6.0)	99.9(6.1)	95.8(6.1)