

Heavy Flavours in Collider Experiments

R D St.Denis†

† University of Glasgow, Department of Physics and Astronomy, Kelvin Building,
Glasgow G12 8QQ, UK

Abstract. Current issues in the studies of Heavy Flavours in colliders are described with particular emphasis on experiments in which the UK is involved. Results on charm production at HERA are examined and compared to those at the Tevatron. B production rates at the Tevatron as well as the status of B lifetimes and mixing in the LEP collaborations and at the Tevatron are highlighted. The measurement of $\sin 2\beta$ from CDF is described as well as the most recent results on top physics at the Tevatron.

PACS numbers: 00.00, 20.00, 42.10

Submitted to: *Institute of Physics Publishing*
to *J. Phys. G: Nucl. Part. Phys.* for publication.

1. Introduction

In this paper the status of heavy flavours, charm, bottom and top, is reviewed. For the charm quark, emphasis is placed on measurements of the production rates and the differential cross sections at HERA and the Tevatron and of the extraction of the gluon structure function from the proton at HERA using charm. The large kinematic range at HERA leads to a number of models with limits on applicability. These models cannot be directly applied to the Tevatron and the work to understand charm production is not complete. For bottom physics, the current status of the lifetime ratios between charged and neutral mesons is examined in the context of the spectator model. The production cross section at HERA and the Tevatron is also studied revealing an area that needs further study. Experimental methods for doing a B mixing analysis at hadron machines are explored and the results of a variety of B mixing studies presented. This leads to a description of the measurement of the CP violation parameter, $\sin 2\beta$, at CDF as an indication of the prospects for measurements of this value at hadron machines. A brief summary of the current knowledge and world sample of top quarks closes the report.

2. Charm at Colliders

Figure 5 illustrates the relevant kinematic variables in vector boson, V , production at HERA for $V=J/\psi$: s , the electron-proton center of mass energy, Q^2 , the photon virtuality, t , the four momentum transfer to proton, M_x , the mass of dissociated proton remnants, W , the γ -proton CM energy. By choosing various ranges in the kinematic variables, experimental observations can be matched to theoretical predictions for the processes expected to dominate the dynamics in the chosen region. Various descriptions of charm production and the relationship between theoretical description and experimental signature are given in Table 1 where the variable z , the fraction of γ momentum given to J/ψ , has been introduced. In each case a J/ψ or a D^* is observed. The first column of the table gives an additional experimental constraint. The second column is the conventional description of the process with the third column indicating constraints on the kinematics.

Table 1. Guide to the HERA experimental description, common process name and kinematic cuts.

Experimental Constraint	Common Name	Kinematic Restrictions
no electron	photoproduction	$Q^2 = 0$
an electron	DIS	$Q^2 > 0$
other activity	inelastic or resolved photoproduction	$z < 1; M_x > 0$
no other activity	elastic	$z = 1; M_x = 0$
no forward activity	diffractive	rapidity gaps

Central to the description of charm production is the scale of the processes under scrutiny. One suggested [1] choice for the scale is $\mu^2 = [Q^2 + M_{J/\psi}^2 + |t|]/4$. This implies that for applications of perturbative QCD, the minimum scale is the mass of the J/ψ . There is heated debate over whether perturbative QCD computations of one or two gluon ladders can describe the data [1, 2, 3, 4, 5] or whether modified models of soft Pomeron exchange [6] are more satisfactory. One example where the perturbative QCD models describe the data is illustrated in Figure 5 [7]. The data are also shown to have a W dependence such that the cross section goes as W^δ with $\delta \simeq 1$. The Vector Dominance Model and Regge theory predict a smaller slope of $\delta = 0.2$ and therefore do not provide a good description of the data.

Further success in the description of the data can be found in the measurement of the gluon structure function using open charm production and comparing it to the measurement of $F_2(x, Q^2)$ [8, 9]. This is illustrated for the H1 measurement in Figure 5. The rapid rise of the gluon structure function at low x is a prediction of its evolution in the context of the DGLAP equations [10].

However, application of perturbative QCD to the Tevatron Collider data does not succeed [11, 12]. A colour singlet model [13], like that used successfully in HERA, fails. The disagreement is as large as a factor of 50. Better agreement can be found if the CDF data are fit with the colour octet model [14, 15]; however the fits of this model fail badly when applied to the differential cross sections measured in a variety of kinematic variables at HERA [7].

While it is tempting to dismiss the scale set by the charm mass as too small and the discrepancies as being no surprise, doing so would ignore the results where there is success in the predictions. Assembling the successes and failures and understanding the limits of the use of perturbative QCD and its matching with soft phenomenology remains an unsolved problem.

3. Bottom at Colliders

The production of b quarks in hadron machines differs from the intuitively appealing Z decay mechanism resulting in two 45 GeV jets having B mesons carrying 80% of the jet energy. In hadron machines the trigger biases the kinematics. One trigger used by CDF is a lepton having high transverse momentum relative to the proton-antiproton collision. The lepton can be either an electron or muon from a semileptonic decay. The B mesons typically have a transverse momentum of $P_t^B = 20 - 25$ GeV/ c .

Another very important trigger is a dimuon trigger with a cut on the invariant mass of the muons. This J/ψ trigger, so called because the invariant mass of the muons is required to be within a broad range around the J/ψ mass, will yield B mesons having a $P_t^B = 10$ GeV/ c . Alternatively the J/ψ mass may be excluded in order to get a cascade of sequential decays: $b \rightarrow \mu + c$ followed by $c \rightarrow \mu + X$. The B mesons or baryons carry 70% of the b quark energy but the particles may or may not be recognizable as jets. The hadron colliders then rely on lepton tagging, displaced vertices

and reconstructed decay products to perform the measurements. In this regard, once the trigger provides a b -enriched sample, the tools for finding b 's are similar in hadron and lepton colliders. Narrow resonances are particularly useful because they reduce the combinatoric possibilities. From such samples, a variety of measurements have been performed and in the following sections a few have been selected for exposition.

3.1. B Lifetimes

One measurement of particular significance is that of the various B meson and baryon lifetimes [16]. The ratio of b lifetimes is important because it probes the extent to which the simple spectator model is valid and the degree to which the other diagrams including W exchange and final state interference play a role. The measured value of the charged to neutral meson lifetime ratio is 1.07 ± 0.02 , well within the theoretical prediction of 1.0-1.1. Thus, to a precision of a few per-cent, the spectator model is quite good and the more subtle effects are only beginning to be seen. There is some discrepancy for the baryon lifetimes; however, their errors remain statistically dominated and rigorous theoretical tests await the larger data samples anticipated at the next run of the Tevatron.

3.2. B Production Cross Section

As with the charm quark, theoretical computation of inclusive bottom production cross sections is not well understood. For the production of open b , as illustrated in Figure 3, the situation is as follows. The D0 collaboration [17] finds that the shape is well described but the cross section is a factor of two to three higher than the theory predicts. The H1 collaboration [18] used inclusive muon production and reported a production cross section about a factor of five above theoretical prediction. This analysis has subsequently been revised [19] and is now only two times the prediction. The CDF collaboration finds that the cross sections for $B \rightarrow J/\psi K^+, K^{*0}$ [20], as well as inclusive muon production [21] are all about a factor of two higher than expected in theory.

The production of Υ at CDF [22] is a factor of two to five times larger than expected, and at ZEUS the photoproduction rate of Υ is a factor of five too high [23].

Various b production mechanisms at a hadron collider have very different kinematics. At tree level two b quarks are produced with an azimuthal separation of 180 degrees. In contrast to this a contribution from gluon splitting results in both b quarks recoiling against a gluon [24], giving a small azimuthal separation of the b and \bar{b} quarks. If these contributions are not computed correctly, this can result in an improper determination of acceptance and hence the cross sections can be extracted improperly.

These contributions have been explored [24] by measuring the azimuthal separation of the muon decay from the b quark and the jet from the \bar{b} which was tagged using the impact parameter of the tracks in the jet. The result shown in Figure 3 indicates that while the normalisation remains incorrect, the shape seems to be correctly reproduced but with rather large errors in the sensitive region.

3.3. Decays

Among the measurements of rare decays, one of current interest is the CLEO [25] measurement of the branching ratio for $B_d^0 \rightarrow \pi^+\pi^- : 4.7_{-1.5}^{+1.8} \pm 0.6 \times 10^{-6}$. This is bad news for the measurement of $\sin 2\alpha$ since estimates on the experimental errors assumed a branching ratio a factor of two larger. CDF [26, 27] has measured the angular distributions of the decay products in $B_d^0 \rightarrow J/\psi K^{*0}$ to obtain the polarization of the B_d^0 and found that the P-odd component is small. This is good news for identifying channels with a well-defined CP eigenstate but the results are low in statistics. CDF has also observed [28, 29] the B_c and the lifetime measurement indicates that c quark decays first: $\tau_{B_c} = 0.46_{-0.16}^{+0.18} \pm 0.03$ ps. Unfortunately, full reconstruction of the B_c in $B_c \rightarrow J/\psi\pi$ will be difficult because the lifetime measurement implies a branching ratio that is ten times smaller.

3.4. B_d^0 Mixing

A number of precise measurements of B_d^0 mixing at LEP, SLC and the Tevatron exist. The fraction of mixed mesons is given by $F_{mix}(t) = \frac{1}{2}(1 - \cos \Delta m_d t)$ and is measured as a function of proper time. In order to measure mixing, the B_d^0 meson must be reconstructed or partially reconstructed and its flavour must be tagged at production and decay. Two major classes of tagging in B mixing are same side and opposite side tagging. Given a semileptonic decay on one side where the lepton satisfied a trigger, one may search for a semileptonic decay on the other side. Since the other lepton is not biased by the trigger, it generally has lower momentum and is called a slow lepton. This tag is referred to as a Slow Lepton Tag (SLT). The soft fragmentation pion in the same hemisphere as the B_d^0 meson may be identified and used to tag the initial B_d^0 state. This is called a same side tag (SST). The charge of particles in the opposite hemisphere may be summed with a momentum or lifetime weighting to provide a jet charge tag. The CDF group has measurements that use the following combinations of tags [30]: D^* lep/SST; lep/ Q^{jet} , lep; e/μ ; μ/μ ; D^* lep/lep; $D^{(*)}$ /lep. Results for these mixing measurements are shown in Table 2. They agree with one another and with other measurements of B mixing at LEP and SLD [31].

Table 2. CDF B_d^0 mixing results

Tag	Δm_d
D^* lep / SST	$0.471_{-0.068}^{+0.078} \pm 0.034$ ps $^{-1}$
lep / Q^{jet} , lep	$0.500 \pm 0.052 \pm 0.043$ ps $^{-1}$
e/μ	$0.450 \pm 0.045 \pm 0.051$ ps $^{-1}$
μ/μ	$0.503 \pm 0.064 \pm 0.071$ ps $^{-1}$
D^* lep /lep	$0.516 \pm 0.099_{-0.035}^{+0.029}$ ps $^{-1}$
$D^{(*)}$ / lep	$0.562 \pm 0.068_{-0.050}^{+0.041}$ ps $^{-1}$
Average	$0.495 \pm 0.026 \pm 0.025$ ps $^{-1}$

3.5. B_s^0 Mixing

Similar tagging methods are used in the search for B_s^0 mixing. This is currently done by fitting the data with a fixed mixing frequency and allowing the amplitude to vary as $A \cos \Delta m_s t$. The result presented by the LEP B mixing working group is that the world average $\Delta m_s > 14.3 \text{ ps}^{-1}$ at 95% CL. Because a large value of Δm_s will result in different lifetimes for the two eigenstates, the B_s^0 lifetime may be fitted for two components. Combined results from LEP and CDF give $\Delta m_s < 40 \text{ ps}^{-1}$ at 95% CL. Using the world average B_s^0 lifetime, this gives $20.9 < x_s < 58.4$. It is worth noting that CDF RunII with the Layer 00 upgrade can reach a value of $x_s \simeq 60$. Also, the SLD and LEP collaborations still have analysis that take advantage of improvements in their tracking that could in fact find a value of Δm_s before the Tevatron takes data.

3.6. CP Violation

CDF [32] and OPAL [33] have produced measurements of the CP asymmetry where a B_d^0 meson decays to the same eigenstate. This asymmetry is given by:

$$A_{CP}(t) = \frac{\overline{B}_d^0(t) - B_d^0(t)}{\overline{B}_d^0(t) + B_d^0(t)} = \sin 2\beta \sin \Delta m_d t.$$

In all cases,

$$A_{obs} = D A_{CP} = D \sin 2\beta \sin \Delta m_d t,$$

where D is the dilution due to mistagging and the error on the CP asymmetry goes as:

$$\delta A_{CP} \sim \frac{1}{\sqrt{N \epsilon D^2}},$$

where ϵ is the tagging efficiency or the fraction of events tagged and $D = (R - W) / (R + W)$ is the dilution or the number of right, R , minus wrong, W , tags. The analysis of CP asymmetry hinges on the ability to tag accurately, maximising the dilution parameter.

CDF reconstructs J/ψ and K_s^0 with 400 events observed. Half of these are contained in the silicon tracker, the SVX, so that there is a time-dependent measurement for 200 events. Because the behaviour of A_{CP} is a sine function, and the largest background is at low lifetimes, most sensitivity to $\Delta \sin 2\beta$ is in a lower background region at higher lifetimes.

In order to obtain $\sin 2\beta$, the dilution must be measured. This is done using a $B^+ \rightarrow J/\psi K^+$ sample to obtain the dilution in the jet charge and slow lepton tags. A lepton D^* sample is used to determine the SST dilution. A boost correction from Monte Carlo must be added, resulting in a systematic uncertainty $\Delta D = 0.013$. The measured dilutions and contributions to the value of $\sin 2\beta$ for each of the tagging methods is detailed in Table 3.

Table 3. Breakdown of dilutions and $\sin 2\beta$ by tag

Tag	ϵ	D	$\sin 2\beta$
SST _{svx}	35.5 ± 3.7	16.6 ± 2.2	$1.77^{+1.04}_{-1.01}$
SST _{nosvx}	38.1 ± 3.9	17.4 ± 3.6	
SLT	5.6 ± 1.8	62.5 ± 14.6	$0.52^{+0.61}_{-0.75}$
JetQ	40.2 ± 3.9	23.5 ± 6.9	$-0.31^{+0.81}_{-0.85}$
Global	$\epsilon D^2 = 6.3 \pm 1.7$		$0.79^{+0.41}_{-0.44}$

The resulting CP asymmetry is plotted as a function of proper time in Figure 4. The result is that $\sin 2\beta = 0.79 \pm 0.39 \pm 0.16$ or $0.0 < \sin 2\beta < 1$ at 93%CL. This may be compared to the OPAL measurement of $\sin 2\beta = 3.2^{+1.8}_{-2.0} \pm 0.5$. This is a proof of principle showing that in the hadron collider the error is predominantly statistical. Furthermore, since the systematic errors are statistics dominated, having more data will improve the measurement.

4. Top at Hadron Colliders

The decay of a top quark results in six jets, or four jets, a lepton and a neutrino or two jets with two leptons and two neutrinos. In each case, two of the jets are b jets. These three cases comprise the major signatures for top that are studied at the Tevatron. Table 4 shows the three modes, the kind of signature used to distinguish each mode, the dominant source of background, the branching ratios and the number of signal and background events in each of the two detectors, CDF and D0.

Table 4. Events in each detector for the various jet modes, signatures, backgrounds and branching fractions.

Mode	Signature	Bkgr	BR
6 jet	b, Kine	QCD	45%
CDF	157	123	
D0	18	7	
lep + ≥ 4 jet	E_t^{miss} lep jets b	$W + \text{jet}$	30%
CDF	96	40	
D0	30	12	
lep + lep	E_t^{miss} lep lep 2jet	Drell Yan $Z \rightarrow \tau^+ \tau^-$	5%
CDF	13	4.4	
D0	5	1.4	

A number of measurements of the top quark have been performed. These include:

- Mass: $174.3 \pm 5.1 \text{ GeV}/c^2$ [34];
- $\sigma_{t\bar{t}}$: $5.9 \pm 1.7 \text{ pb}$ where theoretical predictions are 4.7-5.5 pb [35];
- V_{tb} : 0.99 ± 0.29 [34];
- W Helicity (p_t^l): $F = 0.55 \pm 0.32 \pm 0.12$; where the theory predicts 0.7 [34];
- Single Top: $\sigma(Wg \text{ fusion}) < 15.4 \text{ pb}$, $\sigma(W^{+*} \rightarrow t\bar{b}) < 15.8 \text{ pb}$ Theoretical predictions are 1.7 and 0.7 pb respectively [36]. ALEPH [37] has reported 18 events on a background of 10. There is a 4.6% chance that the background fluctuation can give these observed events and they are looking forward to collecting more statistics. The Standard Model branching ratio is 10^{-6} .
- Extensive kinematic studies [38] have shown agreement with the expectation. Values studied are leading jet E_t , jet rapidity separations, etc.
- The invariant mass [36] of the top quark pair, $m_{t\bar{t}}$, has been studied and a limit on a Z' of $m_{Z'} > 650 \text{ GeV}/c^2$ has been set. More generally, the limits from the data on $\sigma_X \times B(X \rightarrow t\bar{t})$ for various hypothetical masses m_X of a new particle that decays to $t\bar{t}$ are presented.
- A limit on branching ratios in rare top decays [34] has been set with $B(t \rightarrow q\gamma) < 0.032$ and $B(t \rightarrow qZ) < 0.33$.

The value of the top cross section at the Tevatron is slightly high compared to theory but within statistical errors. However, each of the published cross section values for the individual modes for each experiment shows that all but one of them is high. Recent re-analysis of the data shows that the cross section values are tending to come down to the expected values.

5. Conclusions

In surveying the present state of heavy flavours, one is first struck by the fact that the heavy quark cross sections are all too high. The top cross section agrees with theory but the errors are large. The c quarks are used at HERA to successfully set the scale for QCD and measure the gluon structure function; however, a consistent explanation of the production cross sections at HERA and the Tevatron is not possible.

The B meson and baryon lifetime ratios show agreement with theory and the spectator picture. A measurement of B_s mixing is coming soon with current estimates of $20.9 < x_s < 58.4$. SLD and LEP may use optimized tracking algorithms and a unified analysis to find the value of Δm_s before the Tevatron, where it will most certainly be measured with precision. CP violation measurements in hadron machines are not limited by systematics and the e^+e^- machines are starting up. With the data that will be collected at the Tevatron, HERA, and at the e^+e^- machines (BELLE, PEPII, and CESR) there will be a fantastic increase in information on heavy flavours in the next few years.

Acknowledgments

I wish to thank the organizers for putting together a very good and enjoyable workshop.

References

- [1] Ryskin M Z. *Phys.* **C57** (1993) 89
- [2] Ryskin M, *et al* *Z. Phys.* **C76** (1997) 231
- [3] Brodsky S J, *et al* *Phys. Rev.* **D50** (1994) 3134
- [4] Frankfurt L, *et al* *Phys. Rev.* **D54** (1996) 3194
- [5] Frankfurt L, *et al* *Phys. Rev.* **D57** (1998) 512
- [6] Donnachie A and Landshoff P V *Phys. Lett.* **B296** (1992) 227
- [7] H1 Collaboration, Adloff C *et al* *Eur. J. Phys.* **C10** (1999) 373
- [8] ZEUS Collaboration, Breitweg J *et al* DESY 99-101 (accepted by *Eur. J. Phys.*)
- [9] H1 Collaboration, Adloff C *et al* *Nucl. Phys.* **B545** (1999) 21
- [10] Gribov V N and Lipatov L N *Sov. J. Nucl. Phys.* **15** (1972) 438 and 675
Dokshitzer Yu L *Sov. Phys. JETP* **46** (1977) 641
Altarelli G and Parisi G, *Nucl. Phys.* **B126** (1977) 297
- [11] CDF Collaboration, Abe F, *et al* *Phys. Rev. Lett.* **79** (1997) 572
- [12] D0 Collaboration, Abachi S, *et al* *Phys. Lett.* **B370** (1996) 239
- [13] Berger E L and Jones D, *Phys. Rev.* **D23** (1981) 1521
- [14] Bodwin G T, *et al* *Phys. Rev.* **D51** (1995) 1125
- [15] Cano-Coloma B and Sanchis-Lozano M A, *Nucl. Phys.* **B508** (1997) 753
- [16] Results from the LEP *B* lifetime working group
- [17] D0 Collaboration, Abbott B *et al* FERMILAB PUB-99/144-E (Submitted to *Phys. Rev. Lett.*)
- [18] H1 Collaboration, Adloff C, *et al* *Published in the Proceedings of the International Conference on High Energy Physics (ICHEP98), Vancouver, Canada*
- [19] H1 Collaboration, Adloff C, *et al* *Phys. Lett.* **B467** (1999) 156
- [20] CDF Collaboration, Abe F, *et al* *Phys. Rev.* **D50** (1994) 4252
- [21] CDF Collaboration, Abe F, *et al* *Phys. Rev. Lett.* **71** (1993) 2396
- [22] CDF Collaboration, Abe F, *et al* *Phys. Rev. Lett.* **75** (1995) 4358
- [23] ZEUS Collaboration, Breitweg J, *et al* *Phys. Lett.* **B437** (1998) 432
- [24] CDF Collaboration, Abe F, *et al* *Phys. Rev.* **D53** (1996) 1051
- [25] CLEO Collaboration, D. Jaffe, *Published in the proceedings of Heavy Flavours 8, Southampton, UK, July 1999*
- [26] Ribon A, *The CDF Collaboration, published in proceedings 13th Les Rencontres de Physique de la Valle d'Aoste*
- [27] CDF Collaboration, Abe F, *et al* *Phys. Rev. Lett.* **75** (1995) 3068
- [28] CDF Collaboration, Abe F, *et al* *Phys. Rev.* **D58** (1998) R112004
- [29] CDF Collaboration, Abe F, *et al* *Phys. Rev. Lett.* **81** (1998) 2432
- [30] CDF Collaboration, Bauer G, *Published Proceedings 13th Topical Conference on Hadron Collider Physics, Tata Institute of Fundamental Research, Mumbai, India, January 14-20, 1999*
- [31] Results from the LEP *B* mixing working group
- [32] CDF Collaboration, Affolder T, *et al* FERMILAB-PUB-99/225-E, Submitted to *Phys. Rev.* **D**
- [33] OPAL Collaboration, Ackerstaff R, *et al* *Eur. J. Phys.* **C5** (1998) 379
- [34] Apollinari G, Representing the D0 and CDF Collaboration, *Published Proceedings 26th SLAC Summer Institute on Particle Physics*
- [35] Gallinaro M, The CDF Collaboration, *Published Proceedings 14th International Workshop on High Energy Physics and Quantum Field Theory (QFTHEP 99), Moscow, Russia, May 27-June 2, 1999*

- [36] Koehn P, The CDF Collaboration, *Published Proceedings International Europhysics Conference on High-Energy Physics (EPS-HEP 99), Tampere, Finland, July 15-21, 1999*
- [37] ALEPH Collaboration, Antonelli M, *Published Proceedings International Europhysics Conference on High-Energy Physics (EPS-HEP 99), Tampere, Finland, July 15-21, 1999*
- [38] CDF Collaboration, Affolder T, *et al Phys. Rev. D* **59** (1999) 092001

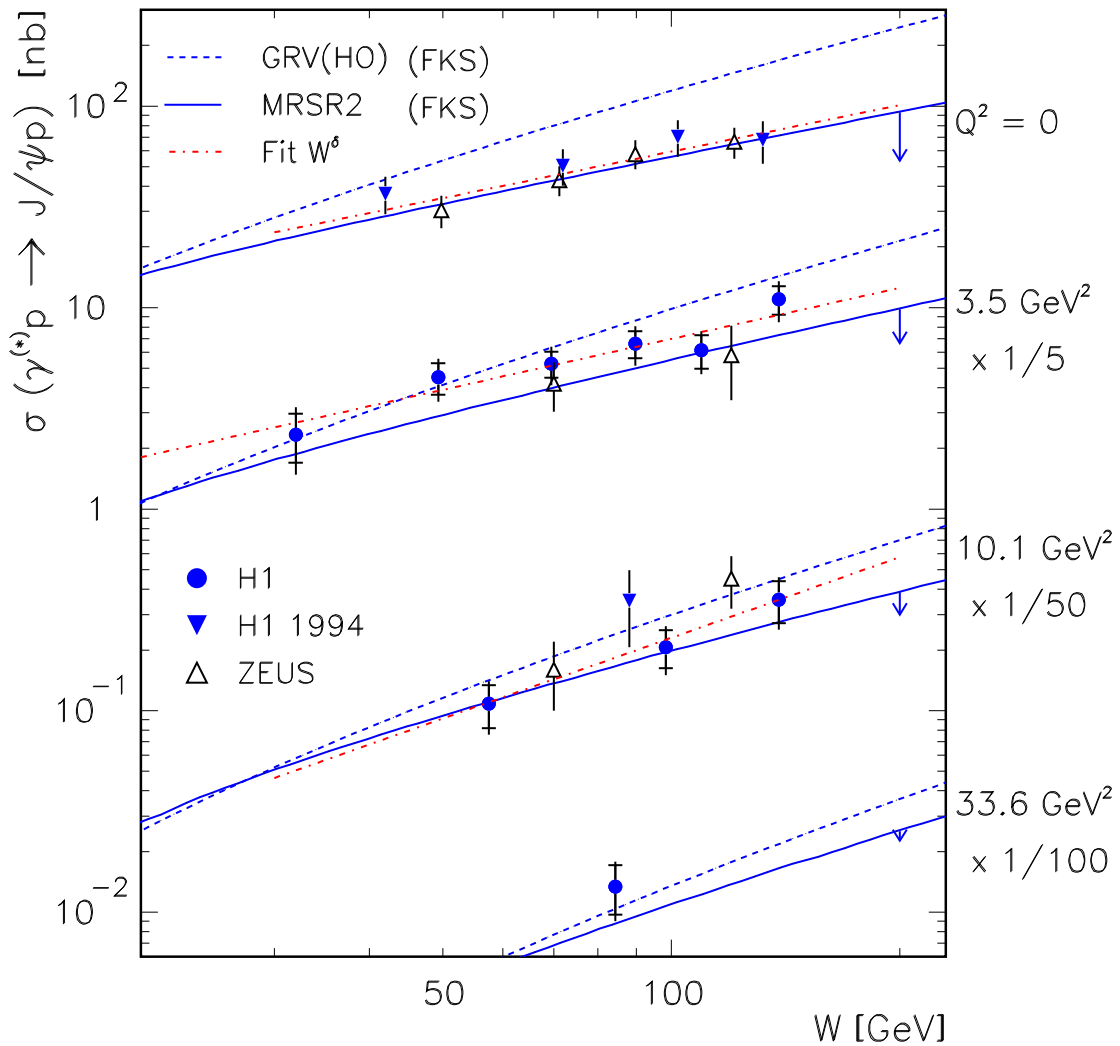
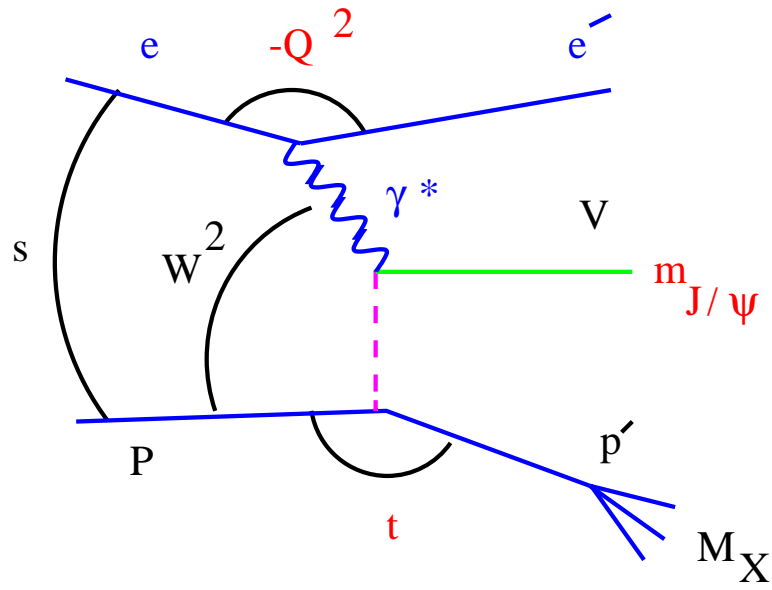


Figure 1. J/ψ production kinematics at HERA and the W dependence of the

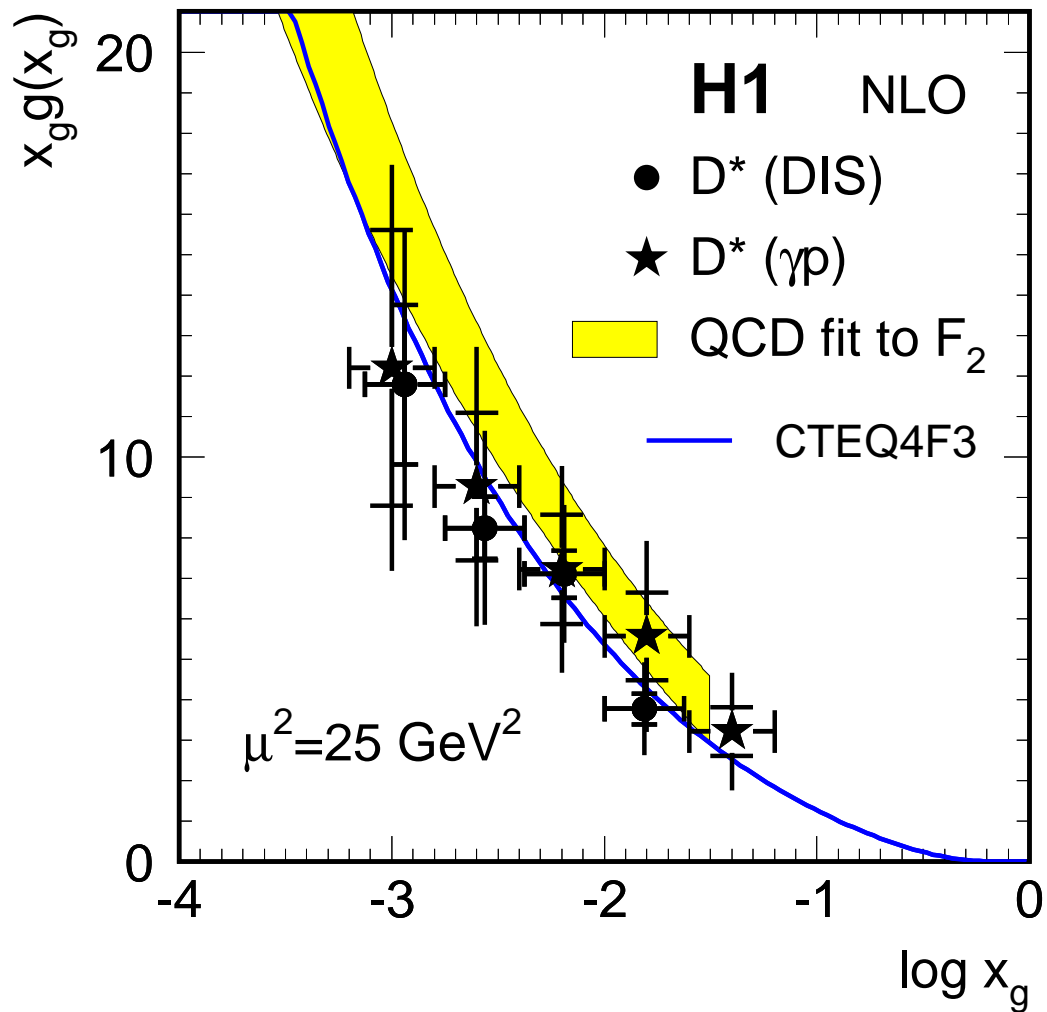


Figure 2. Gluon Structure function: comparison of that derived from deep inelastic scattering of electrons (shaded band) and that derived from measurement of open charm.

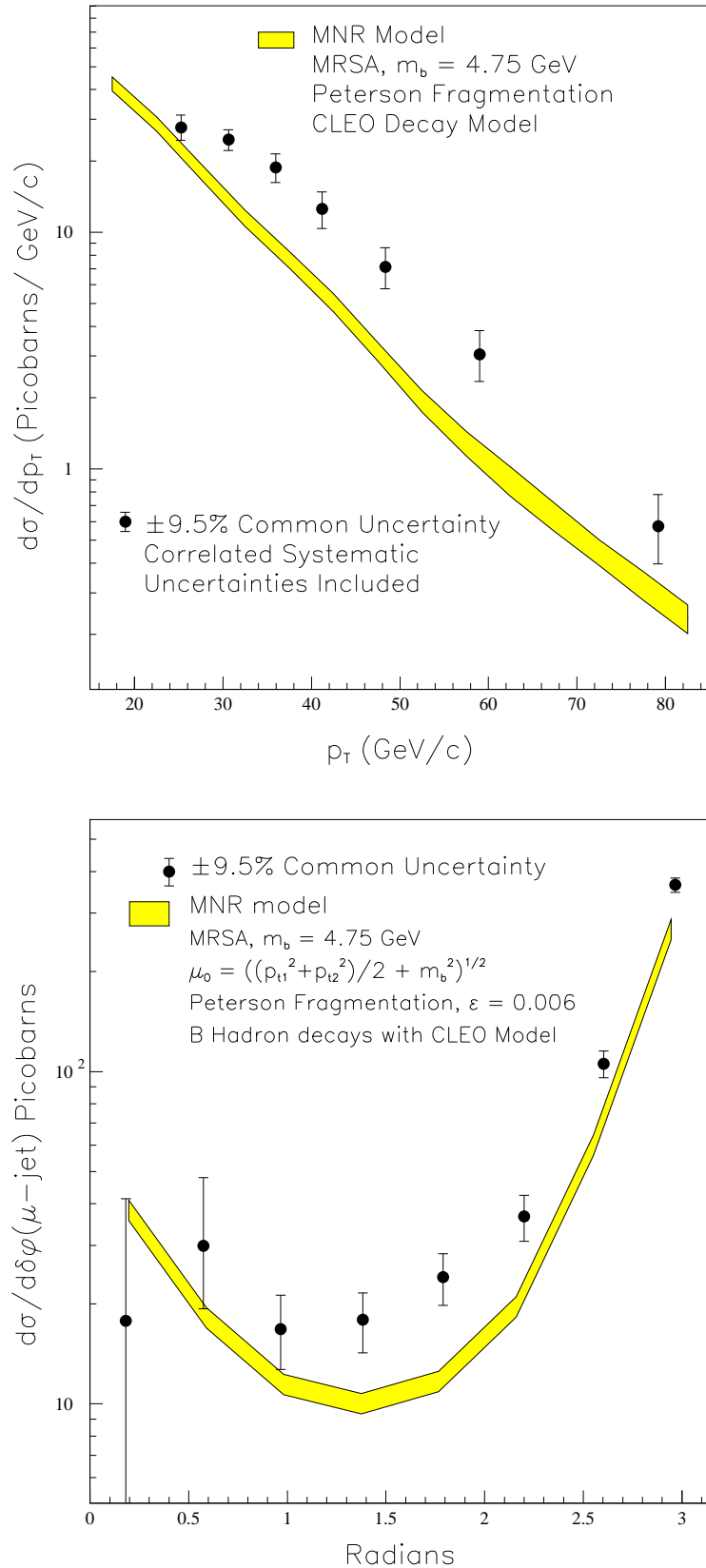


Figure 3. Measurement of the the differential b cross section in CDF and the Azimuthal separations of the muon from semileptonic decay of a b and the jet from the \bar{b} at CDF.

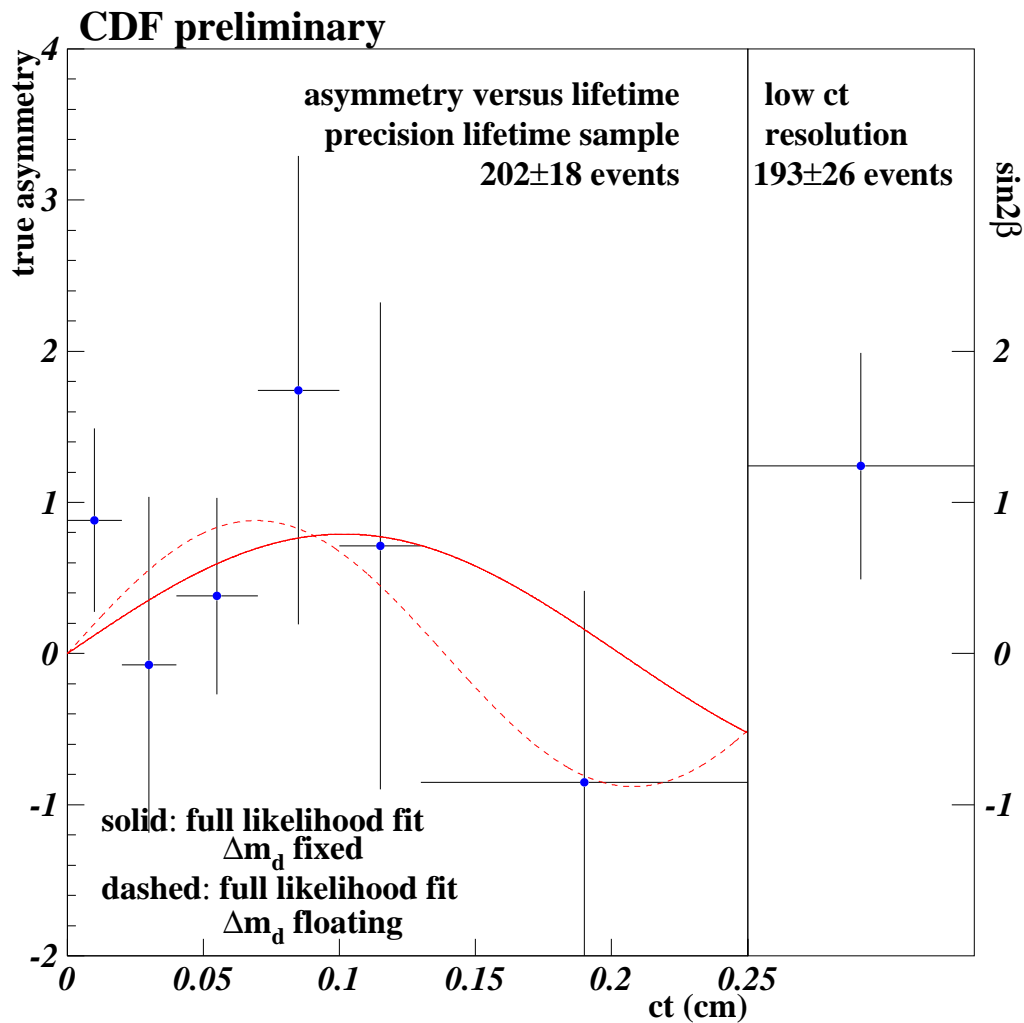


Figure 4. CP asymmetry vs proper time as measured by CDF.