

# Charm hadroproduction results from Selex

## The SELEX Collaboration

M. Iori<sup>r</sup>, N. Akchurin<sup>p</sup>, V.A. Andreev<sup>k</sup>, A.G. Atamantchouk<sup>k</sup>, M. Aykac<sup>p</sup>, M.Y. Balatz<sup>h</sup>, N.F. Bondar<sup>k</sup>,  
 A. Bravar<sup>t</sup>, P.S. Cooper<sup>e</sup>, L.J. Dauwe<sup>q</sup>, G.V. Davidenko<sup>h</sup>, U. Dersch<sup>i</sup>, A.G. Dolgolenko<sup>h</sup>, D. Dreossi<sup>t</sup>,  
 G.B. Dzyubenko<sup>h</sup>, R. Edelstein<sup>c</sup>, L. Emediato<sup>s</sup>, A.M.F. Endler<sup>d</sup>, J. Engelfried<sup>e,m</sup>, I. Eschrich<sup>i</sup>, C.O. Escobar<sup>s</sup>,  
 A.V. Evdokimov<sup>h</sup>, I.S. Filimonov<sup>j</sup>, F.G. Garcia<sup>s</sup>, M. Gaspero<sup>r</sup>, S. Gerzon<sup>l</sup>, I. Giller<sup>l</sup>, V.L. Golovtsov<sup>k</sup>,  
 Y.M. Goncharenko<sup>f</sup>, E. Gottschalk<sup>c,e</sup>, P. Gouffon<sup>s</sup>, O.A. Grachov<sup>f</sup>, E. Gülmez<sup>b</sup>, He Kangling<sup>g</sup>, S.Y. Jun<sup>c</sup>,  
 A.D. Kamenskii<sup>h</sup>, M. Kaya<sup>p</sup>, J. Kilmer<sup>e</sup>, V.T. Kim<sup>k</sup>, L.M. Kochenda<sup>k</sup>, K. Königsmann<sup>i</sup>, I. Konorov<sup>i</sup>,  
 A.P. Kozhevnikov<sup>f</sup>, A.G. Krivshich<sup>k</sup>, H. Krüger<sup>i</sup>, M.A. Kubantsev<sup>h</sup>, V.P. Kubarovsky<sup>f</sup>, A.I. Kulyavtsev<sup>f,c</sup>,  
 N.P. Kuropatkin<sup>k</sup>, V.F. Kurshetsov<sup>f</sup>, A. Kushnirenko<sup>c</sup>, S. Kwan<sup>e</sup>, J. Lach<sup>e</sup>, A. Lamberto<sup>t</sup>, L.G. Landsberg<sup>f</sup>,  
 I. Larin<sup>h</sup>, E.M. Leikin<sup>j</sup>, Li Yunshan<sup>g</sup>, Li Zhigang<sup>g</sup>, M. Luksys<sup>n</sup>, T. Lungov<sup>s</sup>, D. Magarrel<sup>p</sup>, V.P. Maleev<sup>k</sup>,  
 D. Mao<sup>c</sup>, Mao Chensheng<sup>g</sup>, Mao Zhenlin<sup>g</sup>, S. Masciocchi<sup>i</sup>, P. Mathew<sup>c</sup>, M. Mattson<sup>c</sup>, V. Matveev<sup>h</sup>,  
 E. McCliment<sup>p</sup>, S.L. McKenna<sup>o</sup>, M.A. Moinester<sup>l</sup>, V.V. Molchanov<sup>f</sup>, A. Morelos<sup>m</sup>, V.A. Mukhin<sup>f</sup>,  
 K.D. Nelson<sup>p</sup>, A.V. Nemitkin<sup>j</sup>, P.V. Neoustrouev<sup>k</sup>, C. Newsom<sup>p</sup>, A.P. Nilov<sup>h</sup>, S.B. Nurushv<sup>f</sup>, A. Ocherashvili<sup>l</sup>,  
 G. Oleynik<sup>e</sup>, Y. Onel<sup>p</sup>, E. Ozel<sup>p</sup>, S. Ozkorucuklu<sup>p</sup>, S. Patrichev<sup>k</sup>, A. Penzo<sup>t</sup>, S.I. Petrenko<sup>f</sup>, P. Pogodin<sup>p</sup>,  
 B. Povh<sup>i</sup>, M. Procaro<sup>c</sup>, V.A. Prutskoi<sup>h</sup>, E. Ramberge<sup>e</sup>, G.F. Rappazzo<sup>l</sup>, B.V. Razmyslovich<sup>k</sup>, V.I. Rud<sup>j</sup>,  
 J. Russ<sup>c</sup>, P. Schiavon<sup>t</sup>, V.K. Semyatchkin<sup>h</sup>, J. Simon<sup>i</sup>, A.I. Sitnikov<sup>h</sup>, D. Skow<sup>e</sup>, V.J. Smith<sup>o</sup>, M. Srivastava<sup>s</sup>,  
 V. Steiner<sup>l</sup>, V. Stepanov<sup>k</sup>, L. Stutte<sup>e</sup>, M. Svoiski<sup>k</sup>, N.K. Terentyev<sup>k,c</sup>, G.P. Thomas<sup>a</sup>, L.N. Uvarov<sup>k</sup>,  
 A.N. Vasiliev<sup>f</sup>, D.V. Vavilov<sup>f</sup>, V.S. Verebryusov<sup>h</sup>, V.A. Victorov<sup>f</sup>, V.E. Vishnyakov<sup>h</sup>, A.A. Vorobyov<sup>k</sup>,  
 K. Vorwalter<sup>i</sup>, J. You<sup>c</sup>, Zhao Wenheng<sup>g</sup>, Zheng Shuchen<sup>g</sup>, R. Zukanovich-Funchal<sup>s</sup>

<sup>a</sup>Ball State University, Muncie, IN 47306, U.S.A.

<sup>b</sup>Bogazici University, Bebek 80815 Istanbul, Turkey

<sup>c</sup>Carnegie-Mellon University, Pittsburgh, PA 15213, U.S.A.

<sup>d</sup>Centro Brasileiro de Pesquisas Físicas, Rio de Janeiro, Brazil

<sup>e</sup>Fermilab, Batavia, IL 60510, U.S.A.

<sup>f</sup>Institute for High Energy Physics, Protvino, Russia

<sup>g</sup>Institute of High Energy Physics, Beijing, P.R. China

<sup>h</sup>Institute of Theoretical and Experimental Physics, Moscow, Russia

<sup>i</sup>Max-Planck-Institut für Kernphysik, 69117 Heidelberg, Germany

<sup>j</sup>Moscow State University, Moscow, Russia

<sup>k</sup>Petersburg Nuclear Physics Institute, St. Petersburg, Russia

<sup>l</sup>Tel Aviv University, 69978 Ramat Aviv, Israel

<sup>m</sup>Universidad Autónoma de San Luis Potosí, San Luis Potosí, Mexico

<sup>n</sup>Universidade Federal da Paraíba, Paraíba, Brazil

<sup>o</sup>University of Bristol, Bristol BS8 1TL, United Kingdom

<sup>p</sup>University of Iowa, Iowa City, IA 52242, U.S.A.

<sup>q</sup>University of Michigan-Flint, Flint, MI 48502, U.S.A.

<sup>r</sup>University of Rome "La Sapienza" and INFN, Rome, Italy

<sup>s</sup>University of São Paulo, São Paulo, Brazil

<sup>t</sup>University of Trieste and INFN, Trieste, Italy

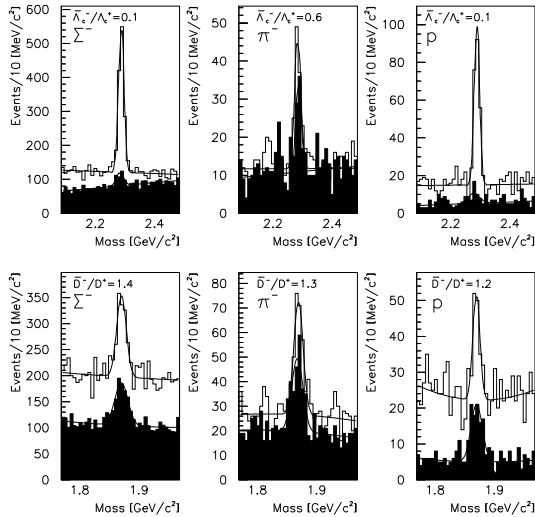
### Abstract

The SELEX experiment (E781) is 3-stage magnetic spectrometer for a high statistics study of hadroproduction of charm baryons out to large  $x_F$  using 650 GeV  $\Sigma^-$ ,  $\pi^-$  and  $p$  beams. The main features of the spectrometer are: a high precision silicon vertex system, powerful particle identification provided by TRD and RICH, forward  $\Lambda_s$  decay spectrometer and 3-stage lead glass photon detector. An experiment overview and spectrometer features are shown. Reconstructed charm states and results on  $\Lambda_c$ ,  $D^+$  particles and antiparticles produced by  $\Sigma^-$ ,  $\pi^-$  and  $p$  beams at  $x_F > 0.3$  and asymmetry for  $\Lambda_c$  are presented.

### 1. Introduction

Charm physics explores QCD phenomenology in both perturbative and nonperturbative regimes. Production dynamics studies test leading order (LO) and next to leading order (NLO) perturbative QCD. Charm lifetime measurements test models

based on  $1/M_Q$  QCD expansions. The present fixed target experiments have considerably improved the statistics but many problems remain. All experimental results are in qualitative agreement with perturbative QCD calculations but quantitative deviations from QCD are observed [1]. More exper-

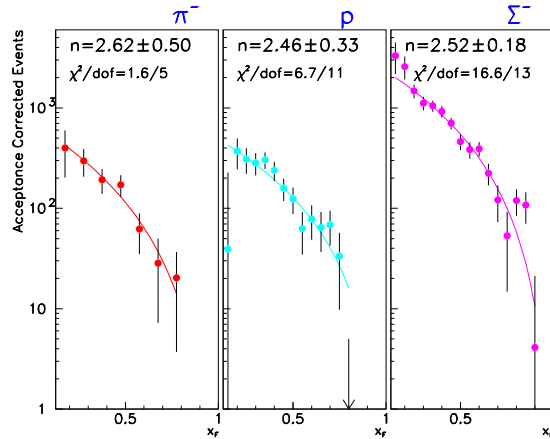


**Figure 1.** Charm baryon and meson asymmetry integrated over  $x_F > 0.3$  for different beams

imental data, using different incident hadrons ( $\pi$ ,  $p$  and  $\Sigma^-$ ), help to discriminate possible different scenarios: dragging effects, fragmentation effects as well as intrinsic  $k_t$  [2].

## 2. The Selex spectrometer

The SELEX experiment at Fermilab is a 3-stage magnetic spectrometer. The 600 GeV/c Hyperon beam of negative polarity contains equal fraction of  $\Sigma$  and  $\pi$ . The positive beam is composed 92% of protons and the rest  $\pi$ 's. Beam particles are identified by a Transition Radiation detector (BTRD). The spectrometer was designed to study charm production in the forward hemisphere with good mass and decay vertex resolution for charm momentum in a range of 100-500 GeV/c. The vertex region is composed of 5 targets (2 Cu and 3 C). The total target thickness is 5% of  $\lambda_{int}$  for protons and the targets are separated by 1.5 cm. Downstream of the targets there are 20 silicon planes with a strip pitch of 20-25  $\mu\text{m}$  disposed in X,Y,U and V views. The M1 and M2 magnets effect a momentum cut off of 2.5 GeV/c and 15 GeV/c respectively. A RICH detector, filled with Neon at room temperature and pressure, provides a single track ring radius resolution of 1.4% and  $2\sigma$   $K/\pi$  separation up to about 185 GeV/c. A computational filter uses tracks identified by the RICH and linked to the vertex silicon by the PWCs to make a full reconstruction of the secondary vertex. Events consistent with only a



**Figure 2.**  $\Lambda_c^+$   $x_F$  dependence for different beams

primary vertex are rejected. A Transition Radiation Detector (TRD) provides electron identification.

## 3. Data set and charm selection

The charm trigger is very loose. It requires a valid beam track, two tracks of opposite charge to the beam with momentum  $> 15$  GeV/c, two high momentum and linked to the Silicon vertex detector, at least one of which is displaced from the primary vertex. We triggered on about 1/3 of all the inelastic interactions. About 1/8 of them are written on the tape for a final sample of about 1.0B events. In the analysis secondary vertices were reconstructed if the  $\chi^2$  of all tracks was inconsistent with single primary vertex. The RICH detector labelled all particles above 25 GeV/c.

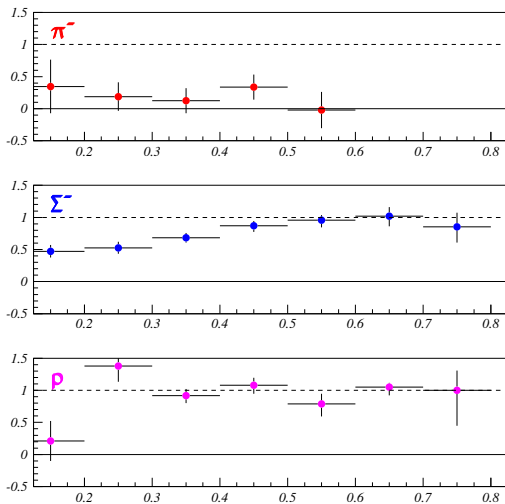
All data reported here resulted from a preliminary pass through the data, using a production code optimized for speed and not for efficiency. The simulated reconstruction efficiency of any charmed state is constant at about 40% for  $x_F > 0.3$ .

### 3.1. Charm performance

The requirements to study charm physics and to reduce the background are:

- good decay vertex resolution and mass resolution and particle identification.

The vertex algorithm provides an average longitudinal error,  $\sigma_z$  on the primary and secondary vertex of 270  $\mu\text{m}$  and 500  $\mu\text{m}$  respectively. Their combination,  $\sigma$  is equal to 570  $\mu\text{m}$ . In the  $\Lambda_c$  sample, the average momentum is 220 GeV/c, corresponding to average decay length of 7.5 mm.



**Figure 3.**  $\Lambda_c^+$  asymmetry versus  $x_F$  for different beams. The asymmetry is  $A = N_{\Lambda_c} - N_{\bar{\Lambda}_c} / N_{\Lambda_c} + N_{\bar{\Lambda}_c}$

To reduce the background we only keep charm candidates that decay over a longitudinal distance greater than at least  $z_{min} = 8\sigma$

The RICH detector gives a good separation  $\pi/K$  for track momentum of 100 GeV/c corresponding to the average momentum of decay tracks (p, K).

The mass resolution is constant versus the momentum (i.e the  $D^0 \rightarrow K^- + \pi^+$  mass resolution is  $< 10$  MeV/c at all momenta).

#### 4. Charm and anticharm asymmetry

To lowest order QCD, charm and anticharm quarks are produced symmetrically in hadroproduction. Next to Leading Order (NLO) introduces small asymmetries in quark momenta due to interference between contributing amplitudes. In this connection the ACCMOR experiment does not find distinction between leading and nonleading charm meson and charm baryons produced in a 200 GeV/c pion beam and a 250 GeV/c proton beam [3].

However E769 has observed a  $\Lambda_c$  asymmetry integrated over  $x_F > 0$  for a 250 GeV/c proton beam and in the same experiment has measured D meson asymmetry for a 250 GeV/c pion beam [4].

The WA89 experiment has studied charm particles produced by a  $\Sigma^-$  340 GeV/c beam. Considerable production asymmetry between  $D^-$ ,  $D^+$  and  $\Lambda_c^+$ ,  $\bar{\Lambda}_c^-$  was observed [5].

Recently the WA92 and E791 experiment show charm D meson asymmetry in a 350 GeV/c pion beam [6] and a 500 GeV/c pion beam [7] respectively.

The observed asymmetry can be explained by a recombination of charm quark antiquarks with the

beam valence quarks or by different processes like in the intrinsic charm and in the quark-gluon string model [2].

In the SELEX experiment the negative beam particles have a valence quark in common with  $\Lambda_c^+$ ,  $D^-$ ,  $D_s^-$  (d or s quark) or with  $D^0$  (u quark).

The proton beam has two valence quarks in common with  $\Lambda_c^+$  (u and d quarks) and one quark with  $D^-$  (d quark). The  $\pi$  data show comparable particle-antiparticle yields both for charm mesons and charm baryons. The observed  $D^\pm$  meson asymmetry at  $x_F > 0.4$  does not rise steeply with  $x_F$  as previously reported [6, 7].

For both baryon beams ( $\Sigma^-, p$ ) there is a difference in leading-nonleading production integrated over  $x_F > 0.3$ , of charm mesons and charm baryons. In particular they show asymmetric particle-antiparticle yields for  $\Lambda_c^+$  and almost symmetric yields for  $D^\pm$  mesons. The results shown in Fig. 1 are consistent with previous low statistics measurements [4, 5].

Fig. 2 shows the  $\Lambda_c^+$   $x_F$  dependence for different beams. There is a clear evidence that  $\Lambda_c^+$  is leading particle for all three beams and the n-dependence is quite hard and essentially the same for the three incident hadrons. Fig. 3 shows the  $\Lambda_c^+$  asymmetry versus  $x_F$ . The asymmetry is clearly large for the baryon beams than for the  $\pi$  beam. For the protons the only region in which there is  $\bar{\Lambda}_c$  production is at very small  $x_F$ .

#### 5. SUMMARY

The SELEX experiment explores the large  $x_F$  region using different beams. The present results show new features in charm production that complement the experiments using a lower energy beam (200-350 GeV/c). Clear evidence for leading  $\Lambda_c$  was observed. Other charm baryon states are being analyzed and will be reported later.

#### References

- [1] S. Frixione, M. Mangano, P. Nason and G. Ridolfi "Heavy quark production" in Heavy Flavour II", A. J. Buras and M. Lindner eds. World Scientific Publishing Singapore (1997) 609.
- [2] R. Vogt and S.J. Brodsky Nucl.Phys. B438 (1995)261, Likhoded A.K. and Slabospitsky S.R., Phys. At. Nucl. 60 (1997) 981, O.I. Piskounova, Nucl.Phys. B50 (1996) 508, Phys. of At. Nucl. 60(1997) 439, hep/ph9904208, G.H.Arakelyan, Phys. At. Nucl. 61(1998)1682. E. Norrbin, hep/ph9909437 and this Proceeding.

- [3] ACCMOR-NA32 S. Barlag et al., Z. Phys. C39 (1988) 451, ibid C49 (1991) 555; Phys. Lett. B257 (1991) 519.
- [4] E769 - G.A. Alves et al., Phys. Rev. Lett 77 (1996) 2388.
- [5] WA89 - M.I. Adamovich et al., Eur. J. Phys. C8 1999 593.
- [6] WA92 - M.I. Adamovich et al., Phys. Lett. B348 (1995) 256, ibid 77 (1996) 2388.
- [7] E791 - E. M. Aitala et al., Phys. Lett. B411 (1997) 230, ibid B403 (1997) 185, ibid B371 (1996) 157.