

Search for Leptoquarks and FCNC in e^+e^- annihilations at $\sqrt{s} = 183 \text{ GeV}$

DELPHI Collaboration

Abstract

A search for events with one jet and at most one isolated lepton used data taken at LEP-2 by the DELPHI detector. These data were accumulated at a center-of-mass energy of 183 GeV and correspond to an integrated luminosity of 47.7 pb^{-1} . Production of single scalar and vector leptoquarks was searched for. Limits at 95% confidence level were derived on the masses (ranging from $134 \text{ GeV}/c^2$ to $171 \text{ GeV}/c^2$ for electromagnetic type couplings) and couplings of the leptoquark states. A search for top-charm flavour changing neutral currents ($e^+e^- \rightarrow \bar{t}c$ or charge conjugate) used the semileptonic decay channel. A limit on the flavour changing cross-section via neutral currents was set at 0.55 pb (95% confidence level).

P.Abreu²¹, W.Adam⁵⁰, T.Adye³⁶, P.Adzic¹¹, T.Aldewireld², G.D.Alekseev¹⁶, R.Aleman⁴⁹, T.Allmendinger¹⁷, P.P.Allport²², S.Almehed²⁴, U.Amaldi⁹, S.Amato⁴⁷, E.G.Anassontzis³, P.Andersson⁴⁴, A.Andreazza⁹, S.Andringa²¹, P.Antilogus²⁵, W-D.Apel¹⁷, Y.Arnoud¹⁴, B.Åsman⁴⁴, J-E.Augustin²⁵, A.Augustinus⁹, P.Baillon⁹, P.Bambade¹⁹, F.Barao²¹, G.Barbiellini⁴⁶, R.Barbier²⁵, D.Y.Bardin¹⁶, G.Barker⁹, A.Baroncelli³⁸, M.Battaglia¹⁵, M.Baubilier²³, K-H.Becks⁵², M.Begalli⁶, P.Beilliere⁸, Yu.Belokopytov^{9,53}, A.C.Benvenuti⁵, C.Berat¹⁴, M.Berggren²⁵, D.Bertini²⁵, D.Bertrand², M.Besancon³⁹, F.Bianchi⁴⁵, M.Bigi⁴⁵, M.S.Bilenky¹⁶, M-A.Bizouard¹⁹, D.Bloch¹⁰, H.M.Blom³⁰, M.Bonesini²⁷, W.Bonivento²⁷, M.Boonekamp³⁹, P.S.L.Booth²², A.W.Borgland⁴, G.Borisov¹⁹, C.Bosio⁴¹, O.Botner⁴⁸, E.Boudinov³⁰, B.Bouquet¹⁹, C.Bourdarios¹⁹, T.J.V.Bowcock²², I.Boyko¹⁶, I.Bozovic¹¹, M.Bozzo¹³, P.Branchini³⁸, T.Brenke⁵², R.A.Brenner⁴⁸, P.Bruckman¹⁸, J-M.Brunet⁸, L.Bugge³², T.Buran³², T.Burgsmueller⁵², P.Buschmann⁵², S.Cabrera⁴⁹, M.Caccia²⁷, M.Calvi²⁷, A.J.Camacho Rozas⁴⁰, T.Camporesi⁹, V.Canale³⁷, F.Carena⁹, L.Carroll²², C.Caso¹³, M.V.Castillo Gimenez⁴⁹, A.Cattai⁹, F.R.Cavallo⁵, V.Chabaud⁹, M.Chapkin⁴², Ph.Charpentier⁹, L.Chaussard²⁵, P.Checchia³⁵, G.A.Chepkov¹⁶, R.Chierici⁴⁵, P.Chliapnikov⁴², P.Chochula⁷, V.Chorowicz²⁵, J.Chudoba²⁹, P.Collins⁹, R.Contri¹³, E.Cortina⁴⁹, G.Cosme¹⁹, F.Cossutti³⁹, J-H.Cowell²², H.B.Crawley¹, D.Crennell³⁶, G.Crosetti¹³, J.Cuevas Maestro³³, S.Czellar¹⁵, G.Damgaard²⁸, M.Davenport⁹, W.Da Silva²³, A.Deghorain², G.Della Ricca⁴⁶, P.Delpierre²⁶, N.Demaria⁹, A.De Angelis⁹, W.De Boer¹⁷, S.De Brabandere², C.De Clercq², B.De Lotto⁴⁶, A.De Min³⁵, L.De Paula⁴⁷, H.Dijkstra⁹, L.Di Ciaccio³⁷, J.Dolbeau⁸, K.Doroba⁵¹, M.Dracos¹⁰, J.Drees⁵², M.Dris³¹, A.Duperrin²⁵, J-D.Durand^{25,9}, G.Eigen⁴, T.Ekelof⁴⁸, G.Ekspong⁴⁴, M.Ellert⁴⁸, M.Elsing⁹, J-P.Engel¹⁰, B.Erzen⁴³, M.Espirito Santo²¹, E.Falk²⁴, G.Fanourakis¹¹, D.Fassouliotis¹¹, J.Fayot²³, M.Feindt¹⁷, A.Fenyuk⁴², P.Ferrari²⁷, A.Ferrer⁴⁹, E.Ferrer-Ribas¹⁹, S.Fichet²³, A.Firestone¹, P-A.Fischer⁹, U.Flagmeyer⁵², H.Foeth⁹, E.Fokitis³¹, F.Fontanelli¹³, B.Franek³⁶, A.G.Frodesen⁴, R.Fruhworth⁵⁰, F.Fulda-Quenzer¹⁹, J.Fuster⁴⁹, A.Galloni²², D.Gamba⁴⁵, S.Gamblin¹⁹, M.Gandelman⁴⁷, C.Garcia⁴⁹, J.Garcia⁴⁰, C.Gaspar⁹, M.Gaspar⁴⁷, U.Gasparini³⁵, Ph.Gavillet⁹, E.N.Gazis³¹, D.Gele¹⁰, L.Gerdyukov⁴², N.Ghodbane²⁵, I.Gil⁴⁹, F.Glege⁵², R.Gokiel⁵¹, B.Golob⁴³, G.Gomez-Ceballos⁴⁰, P.Goncalves²¹, I.Gonzalez Caballero⁴⁰, G.Gopal³⁶, L.Gorn^{1,54}, M.Gorski⁵¹, Yu.Gouz⁴², V.Gracco¹³, J.Grahl¹, E.Graziani³⁸, C.Green²², H-J.Grimm¹⁷, P.Gris³⁹, K.Grzelak⁵¹, M.Gunther⁴⁸, J.Guy³⁶, F.Hahn⁹, S.Hahn⁵², S.Haider⁹, A.Hallgren⁴⁸, K.Hamacher⁵², F.J.Harris³⁴, V.Hedberg²⁴, S.Heising¹⁷, J.J.Hernandez⁴⁹, P.Herquet², H.Heri⁹, T.L.Hessing³⁴, J-M.Heuser⁵², E.Higon⁴⁹, S-O.Holmgren⁴⁴, P.J.Holt³⁴, D.Holthuizen³⁰, S.Hoorelbeke², M.Houlden²², J.Hrubec⁵⁰, K.Huet², G.J.Hughes²², K.Hultqvist⁴⁴, J.N.Jackson²², R.Jacobsson⁹, P.Jalocha⁹, R.Janik⁷, Ch.Jarlskog²⁴, G.Jarlskog²⁴, P.Jarry³⁹, B.Jean-Marie¹⁹, E.K.Johansson⁴⁴, P.Jonsson²⁵, C.Joram⁹, P.Juillot¹⁰, F.Kapusta²³, K.Karafasoulis¹¹, S.Katsanevas²⁵, E.C.Katsoufis³¹, R.Keranen¹⁷, B.P.Kersevan⁴³, B.A.Khomenko¹⁶, N.N.Khovanski¹⁶, A.Kiiskinen¹⁵, B.King²², A.Kinvig²², N.J.Kjaer³⁰, O.Klapp⁵², H.Klein⁹, P.Kluit³⁰, P.Kokkinias¹¹, M.Koratzinos⁹, V.Kostioukhine⁴², C.Kourkoumelis³, O.Kouznetsov¹⁶, M.Krammer⁵⁰, C.Kreuter⁹, E.Kriznic⁴³, J.Krstic¹¹, Z.Krumstein¹⁶, P.Kubinec⁷, W.Kucewicz¹⁸, J.Kurowska⁵¹, K.Kurvinen¹⁵, J.W.Lamsa¹, D.W.Lane¹, P.Langefeld⁵², V.Lapin⁴², J-P.Laugier³⁹, R.Lauhakangas¹⁵, G.Leder⁵⁰, F.Ledroit¹⁴, V.Lefebure², L.Leinonen⁴⁴, A.Leisos¹¹, R.Leitner²⁹, J.Lemonne², G.Lenzen⁵², V.Lepeltier¹⁹, T.Lesiak¹⁸, M.Lethuillier³⁹, J.Libby³⁴, D.Liko⁹, A.Lipniacka⁴⁴, I.Lippi³⁵, B.Loerstad²⁴, M.Lokajicek²⁹, J.G.Loken³⁴, J.H.Lopes⁴⁷, J.M.Lopez⁴⁰, R.Lopez-Fernandez¹⁴, D.Loukas¹¹, P.Lutz³⁹, L.Lyons³⁴, J.MacNaughton⁵⁰, J.R.Mahon⁶, A.Maio²¹, A.Malek⁵², T.G.M.Malmgren⁴⁴, V.Malychev¹⁶, F.Mandl⁵⁰, J.Marco⁴⁰, R.Marco⁴⁰, B.Marechal⁴⁷, M.Margoni³⁵, J-C.Marin⁹, C.Mariotti⁹, A.Markou¹¹, C.Martinez-Rivero¹⁹, F.Martinez-Vidal⁴⁹, S.Marti i Garcia⁹, N.Mastroiannopoulos¹¹, F.Matorras⁴⁰, C.Matteuzzi²⁷, G.Matthiae³⁷, J.Mazik²⁹, F.Mazzucato³⁵, M.Mazzucato³⁵, M.Mc Cubbin²², R.Mc Kay¹, R.Mc Nulty²², G.Mc Pherson²², C.Meroni²⁷, W.T.Meyer¹, E.Migliore⁴⁵, L.Mirabito²⁵, W.A.Mitaroff⁵⁰, U.Mjoernmark²⁴, T.Moa⁴⁴, R.Moeller²⁸, K.Moenig⁹, M.R.Monge¹³, X.Moreau²³, P.Moretini¹³, G.Morton³⁴, U.Mueller⁵², K.Muenich⁵², M.Mulders³⁰, C.Mulet-Marquis¹⁴, R.Muresan²⁴, W.J.Murray³⁶, B.Muryn^{14,18}, G.Myatt³⁴, T.Myklebust³², F.Naraghi¹⁴, F.L.Navarria⁵, S.Navas⁴⁹, K.Nawrocki⁵¹, P.Negri²⁷, N.Neufeld⁹, N.Neumeister⁵⁰, R.Nicolaidou¹⁴, B.S.Nielsen²⁸, M.Nikolenko^{10,16}, V.Nomokonov¹⁵, A.Norman²², A.Nygren²⁴, V.Obraztsov⁴², A.G.Olshevski¹⁶, A.Onofre²¹, R.Orava¹⁵, G.Orazi¹⁰, K.Osterberg¹⁵, A.Ouraou³⁹, M.Paganoni²⁷, S.Paiano⁵, R.Pain²³, R.Paiva²¹, J.Palacios³⁴, H.Palka¹⁸, Th.D.Papadopoulou³¹, K.Papageorgiou¹¹, L.Pape⁹, C.Parkes³⁴, F.Parodi¹³, U.Parzefall²², A.Passeri³⁸, O.Passon⁵², M.Pegoraro³⁵, L.Peralta²¹, M.Pernicka⁵⁰, A.Perrotta⁵, C.Petridou⁴⁶, A.Petrolini¹³, H.T.Phillips³⁶, F.Pierre³⁹, M.Pimenta²¹, E.Piotto²⁷, T.Podobnik⁴³, M.E.Pol⁶, G.Polok¹⁸, P.Poropat⁴⁶, V.Pozdniakov¹⁶, P.Privitera³⁷, N.Pukhaeva¹⁶, A.Pullia²⁷, D.Radojicic³⁴, S.Ragazzi²⁷, H.Rahmani³¹, P.N.Ratoff²⁰, A.L.Read³², P.Rebecchi⁹, N.G.Redaeli²⁷, M.Regler⁵⁰, D.Reid⁹, R.Reinhardt⁵², P.B.Renton³⁴, L.K.Resvanis³, F.Richard¹⁹, J.Ridky¹², G.Rinaudo⁴⁵, O.Rohne³², A.Romero⁴⁵, P.Ronchese³⁵, E.I.Rosenberg¹, P.Rosinsky⁷, P.Roudeau¹⁹, T.Rovelli⁵, Ch.Royon³⁹, V.Ruhmann-Kleider³⁹, A.Ruiz⁴⁰, H.Saarikko¹⁵, Y.Sacquin³⁹, A.Sadovsky¹⁶, G.Sajot¹⁴, J.Salt⁴⁹, D.Sampsonidis¹¹, M.Sannino¹³, H.Schneider¹⁷, Ph.Schwemling²³, U.Schwickerath¹⁷, M.A.E.Schyns⁵², F.Scuri⁴⁶, P.Seager²⁰, Y.Sedykh¹⁶, A.M.Segar³⁴, R.Sekulin³⁶, R.C.Shellard⁶, A.Sheridan²², M.Siebel⁵², L.Simard³⁹, F.Simonetto³⁵, A.N.Sisakian¹⁶, T.B.Skaali³²,

G.Smadja²⁵, N.Smirnov⁴², O.Smirnova²⁴, G.R.Smith³⁶, A.Sopczak¹⁷, R.Sosnowski⁵¹, T.Spassov²¹, E.Spiriti³⁸, P.Sponholz⁵², S.Squarcia¹³, D.Stampfer⁵⁰, C.Stanescu³⁸, S.Stanic⁴³, S.Stapnes³², K.Stevenson³⁴, A.Stocchi¹⁹, J.Strauss⁵⁰, R.Strub¹⁰, B.Stugu⁴, M.Szczekowski⁵¹, M.Szeptycka⁵¹, T.Tabarelli²⁷, F.Tegenfeldt⁴⁸, F.Terranova²⁷, J.Thomas³⁴, A.Tilquin²⁶, J.Timmermans³⁰, N.Tinti⁵, L.G.Tkatchev¹⁶, S.Todorova¹⁰, D.Z.Toet³⁰, A.Tomaradze², B.Tome²¹, A.Tonazzo²⁷, L.Tortora³⁸, G.Transtromer²⁴, D.Treille⁹, G.Tristram⁸, M.Trochimczuk⁵¹, C.Troncon²⁷, A.Tsirou⁹, M-L.Turluer³⁹, I.A.Tyapkin¹⁶, S.Tzamarias¹¹, B.Ueberschaer⁵², O.Ullaland⁹, V.Uvarov⁴², G.Valenti⁵, E.Vallazza⁴⁶, C.Vander Velde², G.W.Van Apeldoorn³⁰, P.Van Dam³⁰, W.K.Van Doninck², J.Van Eldik³⁰, A.Van Lysebetten², I.Van Vulpen³⁰, N.Vassilopoulos³⁴, G.Vegni²⁷, L.Ventura³⁵, W.Venus³⁶, F.Verbeure², M.Verlato³⁵, L.S.Vertogradov¹⁶, V.Verzi³⁷, D.Vilanova³⁹, L.Vitale⁴⁶, E.Vlasov⁴², A.S.Vodopyanov¹⁶, C.Vollmer¹⁷, G.Voulgaris³, V.Vrba¹², H.Wahlen⁵², C.Walck⁴⁴, C.Weiser¹⁷, D.Wicke⁵², J.H.Wickens², G.R.Wilkinson⁹, M.Winter¹⁰, M.Witek¹⁸, G.Wolf⁹, J.Yi¹, O.Yushchenko⁴²,

A.Zaitsev⁴², A.Zalewska¹⁸, P.Zalewski⁵¹, D.Zavrtanik⁴³, E.Zevgolatakos¹¹, N.I.Zimin^{16,24}, G.C.Zucchelli⁴⁴, G.Zumerle³⁵

-
- ¹Department of Physics and Astronomy, Iowa State University, Ames IA 50011-3160, USA
²Physics Department, Univ. Instelling Antwerpen, Universiteitsplein 1, BE-2610 Wilrijk, Belgium and IIHE, ULB-VUB, Pleinlaan 2, BE-1050 Brussels, Belgium
and Faculté des Sciences, Univ. de l'Etat Mons, Av. Maistriau 19, BE-7000 Mons, Belgium
³Physics Laboratory, University of Athens, Solonos Str. 104, GR-10680 Athens, Greece
⁴Department of Physics, University of Bergen, Allégaten 55, NO-5007 Bergen, Norway
⁵Dipartimento di Fisica, Università di Bologna and INFN, Via Irnerio 46, IT-40126 Bologna, Italy
⁶Centro Brasileiro de Pesquisas Físicas, rua Xavier Sigaud 150, BR-22290 Rio de Janeiro, Brazil
and Depto. de Física, Pont. Univ. Católica, C.P. 38071 BR-22453 Rio de Janeiro, Brazil
and Inst. de Física, Univ. Estadual do Rio de Janeiro, rua São Francisco Xavier 524, Rio de Janeiro, Brazil
⁷Comenius University, Faculty of Mathematics and Physics, Mlynska Dolina, SK-84215 Bratislava, Slovakia
⁸Collège de France, Lab. de Physique Corpusculaire, IN2P3-CNRS, FR-75231 Paris Cedex 05, France
⁹CERN, CH-1211 Geneva 23, Switzerland
¹⁰Institut de Recherches Subatomiques, IN2P3 - CNRS/ULP - BP20, FR-67037 Strasbourg Cedex, France
¹¹Institute of Nuclear Physics, N.C.S.R. Demokritos, P.O. Box 60228, GR-15310 Athens, Greece
¹²FZU, Inst. of Phys. of the C.A.S. High Energy Physics Division, Na Slovance 2, CZ-180 40, Praha 8, Czech Republic
¹³Dipartimento di Fisica, Università di Genova and INFN, Via Dodecaneso 33, IT-16146 Genova, Italy
¹⁴Institut des Sciences Nucléaires, IN2P3-CNRS, Université de Grenoble 1, FR-38026 Grenoble Cedex, France
¹⁵Helsinki Institute of Physics, HIP, P.O. Box 9, FI-00014 Helsinki, Finland
¹⁶Joint Institute for Nuclear Research, Dubna, Head Post Office, P.O. Box 79, RU-101 000 Moscow, Russian Federation
¹⁷Institut für Experimentelle Kernphysik, Universität Karlsruhe, Postfach 6980, DE-76128 Karlsruhe, Germany
¹⁸Institute of Nuclear Physics and University of Mining and Metallurgy, Ul. Kawioro 26a, PL-30055 Krakow, Poland
¹⁹Université de Paris-Sud, Lab. de l'Accélérateur Linéaire, IN2P3-CNRS, Bât. 200, FR-91405 Orsay Cedex, France
²⁰School of Physics and Chemistry, University of Lancaster, Lancaster LA1 4YB, UK
²¹LIP, IST, FCUL - Av. Elias Garcia, 14-1^o, PT-1000 Lisboa Codex, Portugal
²²Department of Physics, University of Liverpool, P.O. Box 147, Liverpool L69 3BX, UK
²³LPNHE, IN2P3-CNRS, Univ. Paris VI et VII, Tour 33 (RdC), 4 place Jussieu, FR-75252 Paris Cedex 05, France
²⁴Department of Physics, University of Lund, Sölvegatan 14, SE-223 63 Lund, Sweden
²⁵Université Claude Bernard de Lyon, IPNL, IN2P3-CNRS, FR-69622 Villeurbanne Cedex, France
²⁶Univ. d'Aix - Marseille II - CPP, IN2P3-CNRS, FR-13288 Marseille Cedex 09, France
²⁷Dipartimento di Fisica, Università di Milano and INFN, Via Celoria 16, IT-20133 Milan, Italy
²⁸Niels Bohr Institute, Blegdamsvej 17, DK-2100 Copenhagen Ø, Denmark
²⁹NC, Nuclear Centre of MFF, Charles University, Areal MFF, V Holesovickach 2, CZ-180 00, Praha 8, Czech Republic
³⁰NIKHEF, Postbus 41882, NL-1009 DB Amsterdam, The Netherlands
³¹National Technical University, Physics Department, Zografou Campus, GR-15773 Athens, Greece
³²Physics Department, University of Oslo, Blindern, NO-1000 Oslo 3, Norway
³³Dpto. Física, Univ. Oviedo, Avda. Calvo Sotelo s/n, ES-33007 Oviedo, Spain
³⁴Department of Physics, University of Oxford, Keble Road, Oxford OX1 3RH, UK
³⁵Dipartimento di Fisica, Università di Padova and INFN, Via Marzolo 8, IT-35131 Padua, Italy
³⁶Rutherford Appleton Laboratory, Chilton, Didcot OX11 0QX, UK
³⁷Dipartimento di Fisica, Università di Roma II and INFN, Tor Vergata, IT-00173 Rome, Italy
³⁸Dipartimento di Fisica, Università di Roma III and INFN, Via della Vasca Navale 84, IT-00146 Rome, Italy
³⁹DAPNIA/Service de Physique des Particules, CEA-Saclay, FR-91191 Gif-sur-Yvette Cedex, France
⁴⁰Instituto de Física de Cantabria (CSIC-UC), Avda. los Castros s/n, ES-39006 Santander, Spain
⁴¹Dipartimento di Fisica, Università degli Studi di Roma La Sapienza, Piazzale Aldo Moro 2, IT-00185 Rome, Italy
⁴²Inst. for High Energy Physics, Serpukov P.O. Box 35, Protvino, (Moscow Region), Russian Federation
⁴³J. Stefan Institute, Jamova 39, SI-1000 Ljubljana, Slovenia and Department of Astroparticle Physics, School of Environmental Sciences, Kostanjevska 16a, Nova Gorica, SI-5000 Slovenia, and Department of Physics, University of Ljubljana, SI-1000 Ljubljana, Slovenia
⁴⁴Fysikum, Stockholm University, Box 6730, SE-113 85 Stockholm, Sweden
⁴⁵Dipartimento di Fisica Sperimentale, Università di Torino and INFN, Via P. Giuria 1, IT-10125 Turin, Italy
⁴⁶Dipartimento di Fisica, Università di Trieste and INFN, Via A. Valerio 2, IT-34127 Trieste, Italy
and Istituto di Fisica, Università di Udine, IT-33100 Udine, Italy
⁴⁷Univ. Federal do Rio de Janeiro, C.P. 68528 Cidade Univ., Ilha do Fundão BR-21945-970 Rio de Janeiro, Brazil
⁴⁸Department of Radiation Physics, University of Uppsala, P.O. Box 535, SE-751 21 Uppsala, Sweden
⁴⁹IFIC, Valencia-CSIC, and D.F.A.M.N., U. de Valencia, Avda. Dr. Moliner 50, ES-46100 Burjassot (Valencia), Spain
⁵⁰Institut für Hochenergiephysik, Österr. Akad. d. Wissensch., Nikolsdorfergasse 18, AT-1050 Vienna, Austria
⁵¹Inst. Nuclear Studies and University of Warsaw, Ul. Hoza 69, PL-00681 Warsaw, Poland
⁵²Fachbereich Physik, University of Wuppertal, Postfach 100 127, DE-42097 Wuppertal, Germany
⁵³On leave of absence from IHEP Serpukhov
⁵⁴Now at University of Florida

1 Introduction

In e^+e^- colliders such as LEP searches for new physics can be made with high sensitivity in places where the expected Standard Model (SM) contributions are small. Events where all or most particles are grouped in one direction in space, in a mono-jet type topology, with one isolated lepton (charged or neutral), are a good example of such processes. SM extensions related to leptoquark models or single top production via Flavour Changing Neutral Currents can have such a signature. In this paper we report on a topological search for events in these two channels.

Leptoquarks are coloured spin 0 or spin 1 particles with both baryon and lepton quantum numbers. These particles are predicted by a variety of extensions of the SM, including Grand Unified Theories [1], Technicolor [2] and composite models [3]. They have electric charges of $\pm 5/3$, $\pm 4/3$, $\pm 2/3$ and $\pm 1/3$, and decay into a charged or neutral lepton and a quark, $L_q \rightarrow l^\pm q$ or $L_q \rightarrow \nu q$. Two hypotheses are considered in this paper, one where only the charged decay mode is possible (charged branching ratio $B = 1.0$), and one, for leptoquark charges below $4/3$, where both charged and neutral decay modes are equally probable. If the leptoquark does not couple to the charged decay mode ($B = 0$) then these leptoquarks can not be produced singly in e^+e^- collisions. Leptoquarks may be produced singly or in pairs at e^+e^- colliders. For single production, leptoquark mass limits can be set up to almost the kinematical limit. For this reason only single leptoquark production is considered in this analysis. The largest contribution to the production cross-section at LEP is predicted to come from processes involving hadrons coming from resolved photons [4], radiated from the incoming beams, which are treated using the Weizacker-Williams approximation. The corresponding Feynman diagram is shown in figure 1 a. Decays of singly produced high mass leptoquarks to a charged lepton are characterised by a high transverse momentum jet recoiling against a lepton. In the decay to a neutrino only the jet is detected. The initial electron which scatters off the quasi real photon is assumed to escape detection down the beam pipe. Below the TeV mass range and for couplings of the order of the electromagnetic coupling, the leptoquarks should not couple to diquarks in order to prevent proton decay. They should also couple chirally to either left or right handed quarks but not to both, and mainly diagonally. This implies that they should couple to a single leptonic generation and to a single quark generation and hence this measurement searches only for decays to e and ν .

The properties of leptoquarks are indirectly constrained by experiments at lower energy [5], by precision measurements of the Z width [6], and by direct searches at higher energies [7,8,9,10]. The mass of scalar leptoquarks decaying to electron plus jet was constrained to be above $225 \text{ GeV}/c^2$ using Tevatron data [7]. Limits on leptoquark masses and couplings were set at HERA using the e^-p data [8], giving $M_{Lq} > 216 - 275 \text{ GeV}/c^2$. An excess of events was found in the e^+p data. The H1 collaboration measured a jet-lepton invariant mass of these events ranging from $187.5 \text{ GeV}/c^2$ up to $212.5 \text{ GeV}/c^2$. Rare processes, which are forbidden in the SM, also provide strong bounds on the λ/m_{Lq} ratio [11], where λ is the leptoquark-fermion Yukawa type coupling and m_{Lq} is the leptoquark mass.

In the SM, Flavour Changing Neutral Currents (FCNC) are absent at tree level. Neutral currents such as $e^+e^- \rightarrow t\bar{c}(t\bar{u})$ can be present at the one loop level, but the rates are severely suppressed [12].

Flavour changing vertices are present in many extensions of the SM like supersymmetry [13], multi-Higgs doublet models [14] and anomalous t-quark production [15], which could enhance the production of top quarks. For instance, in the SM the $t \rightarrow cZ$ branching ratio is around 10^{-13} while in the context of a two Higgs doublet model without natural

flavour conservation the rates can be higher by more than six orders of magnitude [14], depending on the chosen parameters. At tree level, single top production is possible via FCNC anomalous couplings ($e^+e^- \rightarrow t\bar{c}$) [15]. The corresponding Feynman diagram is shown in figure 1 (b). The $t \rightarrow cZ$ and $t \rightarrow c\gamma$ vertices are described by two anomalous coupling constants k_Z and k_γ respectively. Present constraints from LEP-2 data were set [15] at ($m_t = 175 \text{ GeV}/c^2$):

$$\begin{aligned} k_\gamma^2 &< 0.176 \\ k_Z^2 &< 0.533 \end{aligned}$$

In single top production at LEP, the $t\bar{c}(t\bar{u})$ pair should be produced almost at rest as the top mass is close to the centre-of-mass energy. The top quark decays subsequently to a b quark and a W . Only leptonic decays of the W are searched for in this letter. It is an almost background free signature characterised by one energetic mono-jet and one isolated charged lepton.

2 The DELPHI Detector and Data Samples

A detailed description of the DELPHI detector, its performance, the triggering conditions and the readout chain can be found in reference [16]. This analysis relies on the charged particle detection provided by the tracking system and energy reconstruction provided by the electromagnetic and hadronic calorimeters.

The main tracking detector of DELPHI is the Time Projection Chamber, which covers the angular range $20^\circ < \theta < 160^\circ$, where θ is the polar angle defined with respect to the beam direction. Other detectors contributing to the track reconstruction are the Vertex Detector (VD), the Inner and Outer Detectors and the Forward Chambers. The VD consists of three cylindrical layers of silicon strip detectors, each layer covering the full azimuthal angle.

Electromagnetic shower reconstruction is performed in DELPHI using the barrel and the forward electromagnetic calorimeters, including the STIC (Small angle Tile Calorimeter), the DELPHI luminosity monitor.

The energy resolutions of the barrel and forward electromagnetic calorimeters are parameterized respectively as $\sigma(E)/E = 0.043 \oplus 0.32/\sqrt{E}$ and $\sigma(E)/E = 0.03 \oplus 0.12/\sqrt{E} \oplus 0.11/E$, where E is expressed in GeV and the symbol ‘ \oplus ’ implies addition in quadrature.

The hadron calorimeter covers both the barrel and forward regions. It has an energy resolution of $\sigma(E)/E = 0.21 \oplus 1.12/\sqrt{E}$ in the barrel.

The effects of experimental resolution, both on the signals and on backgrounds, were studied by generating Monte Carlo events for the possible signals and for the SM processes, and passing them through the full DELPHI simulation and reconstruction chain.

The leptoquark signal was generated for different mass values using the PYTHIA generator [17]. The leptoquark production cross-section was taken from [18].

The $t\bar{c}(\bar{u})$ signal was implemented in the PYTHIA generator [17] by producing a top and c (u) quark pair and allowing the top quark to decay into a b quark and a W boson. A singlet colour string was formed between the b and $c(u)$ quarks.

Bhabha events were simulated with the Berends, Hollik and Kleiss generator [19]. PYTHIA was used to simulate $e^+e^- \rightarrow \tau^+\tau^-$, $e^+e^- \rightarrow Z\gamma$, $e^+e^- \rightarrow W^+W^-$, $e^+e^- \rightarrow W^\pm e^\mp \nu$, $e^+e^- \rightarrow ZZ$, and $e^+e^- \rightarrow Ze^+e^-$ events. In all four fermion channels, studies with the EXCALIBUR generator [20] were also performed. The two-photon (“ $\gamma\gamma$ ”) physics events were simulated using the TWOGAM [21] generator for quark channels

and the Berends, Daverveldt and Kleiss generator [22] for the electron, muon and tau channels.

Data corresponding to an integrated luminosity of 47.7 pb^{-1} were collected at a centre-of-mass energy \sqrt{s} of 183 GeV.

3 Event Selection

This analysis looks for events with one energetic mono-jet. Leptoquark decays to a charged lepton and $t\bar{c}$ decays also require an isolated charged lepton. The recoil electron in figure 1 (a) is expected to pass undetected down the beam pipe while the products of the recoil (X) in figure 1 (a) and the c -quark in figure 1 (b) are of low energy and are absorbed into the mono-jet or lepton.

Charged particles were considered only if they had momentum greater than 0.1 GeV/c and impact parameters in the transverse plane and in the beam direction below 4 cm and 10 cm respectively. Neutral clusters were defined as energy depositions in the calorimeters unassociated with charged particle tracks. All electromagnetic (hadronic) neutrals of energy above 100 MeV (1 GeV) were selected. In the present analysis the minimum required charged multiplicity was six.

Charged particles were considered isolated if, in a double cone centred on their track with internal and external half angles of 5° and 25° , the total energy associated to charged and neutral particles was below 1 GeV and 2 GeV respectively. The energy of the particle was redefined as the sum of the energies of all the charged and neutral particles inside the inner cone. This energy was required to be greater than 4 GeV. No other charged particle was allowed inside the inner cone.

Energy clusters in the electromagnetic calorimeters were considered to be from photons if there were no tracks pointing to the cluster, there were no hits inside a 2° cone in more than one layer of the Vertex Detector and if at least 90% of any hadronic energy was deposited in the first layer of the hadron calorimeter. Photons were considered to be isolated if, in a double cone centred on the cluster and having internal and external half angles of 5° and 15° , the total energy deposited was less than 1 GeV. The energy of the photon was redefined as the sum of the energies of all the particles inside the inner cone and no charged particles above 250 MeV/c were allowed inside this cone.

All charged and neutral particles (excluding any isolated charged lepton, if present) were forced into one jet using the Durham jet algorithm [23]. The jet was classified as charged if it contained at least one charged particle.

A detailed description of the basic selection criteria can be found in reference [24]. Isolated charged particles were identified as electrons if there were no associated hits in the muon chambers, if the ratio of the energy measured in the electromagnetic calorimeters, E , to the momentum measured in the tracking chambers, p , was larger than 0.2 and if the energy deposited in the electromagnetic calorimeters by the lepton candidate was at least 90% of the total energy deposited in both electromagnetic and hadronic calorimeters.

The following criteria were applied to the events (level 1):

- the total visible energy was required to be larger than $0.2\sqrt{s}$;
- events with isolated photons were rejected;
- the momentum of the monojet was required to be larger than 10 GeV/c;
- in channels with one isolated charged particle its momentum had to be greater than 10 GeV/c; for the leptoquark search exactly one isolated charged particle was

required in the event; for the FCNC search at least one charged isolated particle was required.

After this selection, more specific criteria were applied (level 2):

- Events were required to have only one jet with the Durham resolution variable (y_{cut}) [23] in the transition from one to two jets smaller than 0.09.
- The monojet polar angle had to be between 30° (20°) and 150° (160°) for the leptoquark search (for the FCNC search).
- The ratio between the monojet electromagnetic energy and its total energy had to be smaller than 0.9. This removes most Bhabha events.
- The sum of the transverse momentum of the charged particles in the jet (relative to the event thrust axis) normalized to the total visible momentum had to be lower than 0.17. This cut reduces the contamination from semileptonic decays of WW pairs.

In the case of the leptoquark neutral decays the y_{cut} criterion is the most effective for distinguishing signal from background. This is illustrated in Figure 2 (a) where the dots show the data, the shaded region the SM simulation and the dark region the expected signal behaviour. The same distributions are shown in Figure 2 (b) for the leptoquark charged decays.

Additional criteria (level 3) were applied in order to reduce the contamination from background events, mostly $q\bar{q}$ and WW . These criteria were different for the different channels:

- For the leptoquark charged decay mode it was required that:
 - (i) the lepton was identified as an electron and its polar angle had to be between 30° and 150° ;
 - (ii) the angle between the electron and the monojet had to be larger than 90° .
- For the leptoquark neutral decay mode, where the contamination of $q\bar{q}$ is higher, all particles were also forced into two jets, and the following additional criteria were applied:
 - (i) the angle between the two jets had to be smaller than 155° ;
 - (ii) the momentum of the second jet had to be smaller than 10 GeV/c, whenever the angle between the two jets was larger than 60° .
- For the single top production:
 - (i) the polar angle of the most energetic lepton had to be between 20° and 160° , and the angle between the lepton and the monojet had to be between 15° and 165° ;
 - (ii) events with a B hadron decay were selected by requiring the b-tag variable [25] to be below 0.06;
 - (iii) the polar angle of the missing momentum had to be between 20° and 160° .

In table 1 the number of events which survived the different levels of selection is shown, together with the expected SM background. The WW and $q\bar{q}$ events are the main source of background. At level 3 the expected background contribution from WW and $q\bar{q}$ events is: for the leptoquark neutral decay mode, 0.12 ± 0.12 and 0.46 ± 0.33 respectively; for the leptoquark charged decay mode 0.12 ± 0.12 and 0.69 ± 0.4 respectively; for the FCNC 0.49 ± 0.25 and 0.23 ± 0.23 respectively. Figure 2 (c) shows (at level 2), for the leptoquark search, the ratio between the energy deposited in the electromagnetic calorimeters by the

lepton candidate and the total energy deposited in both electromagnetic and hadronic calorimeters, (d) the lepton polar angle and (e) the angle between the jet and the lepton. The dots show the data and the shaded region shows the SM simulation. The dark region is the expected signal behaviour for a $120\text{GeV}/c^2$ leptoquark mass. No upper bound was imposed in the jet lepton angle to allow good signal efficiency up to threshold (where the jet and the lepton are essentially back to back). However the selection on figure 2 (c) removes almost all the SM background on figure 2 (e).

Figure 3 shows (at level 2), for the FCNC search, (a) the lepton polar angle, (b) the jet-lepton angle, (c) the b-tag variable [25] and (d) the missing momentum polar angle. The dots show the data and the shaded region shows the SM simulation. The dark region is the expected signal behaviour. A good agreement is observed.

	Leptoquark		FCNC
	<i>ChargedDecay</i> <i>Data (SM)</i>	<i>NeutralDecay</i> <i>Data (SM)</i>	<i>ChargedDecay</i> <i>Data (SM)</i>
Level 1	537 (501±12)	3159 (2917±28)	572 (542±12)
Level 2	76 (64± 4)	4 (2.6±.7)	101 (96± 5)
Level 3	1 (1.1±.5)	1 (1.0±.4)	0 (1.1±.4)

Table 1: Number of selected data events and expected SM contributions for the charged and neutral decay modes at different levels of selection criteria.

4 Results for Leptoquarks

Only first-generation leptoquarks were searched for in this analysis ($L_q \rightarrow e^\pm q$, $L_q \rightarrow \nu_e q$). As discussed previously, the highest contribution to the production cross-section relevant for this search comes from the resolved photon contribution. The Glück-Reya-Vogt parameterization [26] of the parton distribution was used. Since the photon has different u-quark and d-quark contents and the production cross-section is proportional to $(1 + q)^2$ (where q is the leptoquark charge), leptoquarks of charge $q = -1/3$ and $q = -5/3$ (as well as leptoquarks of charge $q = -2/3$ and $q = -4/3$) have similar production cross-sections [18]. The cross-sections used here were calculated within the assumption above.

4.1 Charged Decay Mode

In this channel one event was found in the data at $\sqrt{s} = 183$ GeV and the expected SM background was 1.1 ± 0.5 .

The leptoquark invariant mass estimated from the energies and directions of the jet and lepton is 89.9 GeV/ c^2 . The mass resolution ranges from 15 GeV/ c^2 to 25 GeV/ c^2 for leptoquark masses from 100 GeV/ c^2 up to the kinematical limit.

Within the low statistics there is good agreement between data and SM predictions.

The efficiency was found to be between 22% and 30% for leptoquark masses in the range from 100 GeV/ c^2 up to the kinematic limit.

4.2 Neutral Decay Mode

In this channel one event was found and the expected SM background was 1.0 ± 0.4 .

The leptoquark invariant mass estimated from the monojet transverse momentum is $72.1 \text{ GeV}/c^2$. The mass resolution ranges from $20 \text{ GeV}/c^2$ to $34 \text{ GeV}/c^2$ for leptoquark masses from $100 \text{ GeV}/c^2$ up to the kinematical limit. Within the low statistics there is good agreement between data and SM predictions.

The efficiency was found to be between 20% and 41% for leptoquark masses in the range from $100 \text{ GeV}/c^2$ up to the kinematic limit.

4.3 Leptoquark Mass and Coupling Limits

Limits were set on the leptoquark coupling parameter λ [4]. These limits, which depend on the leptoquark mass, are shown in figure 4 for both scalar and vector leptoquarks of different types and for charged decay branching ratios $B = 1$ and $B = 0.5$. For $B = 1$ the invariant mass plot for the charged decay mode was used to set the limits. For $B = 0.5$ the invariant mass plots of the charged and the neutral decay modes were combined to set the limits. Different values of the charged decay branching ratio B , although theoretically not motivated, would imply similar limits.

The lower limits at 95% confidence level on the mass of a first generation leptoquark for a coupling parameter $\lambda = \sqrt{4\pi\alpha_{em}}$ are given in table 2, where different leptoquark types and branching ratios are considered [27]. These limits are expected to change at the level of some percent depending on the different theoretical predictions for the total production cross section [28].

	$B = 0.5$		$B = 1.0$	
	$ q =1/3$	$ q = 2/3$	$ q = 1/3, 5/3$	$ q = 2/3, 4/3$
scalar	161	-	161	134
vector	-	149	171	150

Table 2: Lower limits (in GeV/c^2) at 95% confidence level on the the mass of a first generation leptoquark for a coupling parameter of $\lambda=\sqrt{4\pi\alpha_{em}}$.

5 Results for Top-Charm FCNC

In the present analysis no events were found while the expected SM background is 1.1 ± 0.4 . The detection efficiency, including the W leptonic branching ratio, is $(11.5 \pm 2.0)\%$.

With the present luminosity of 47.7 pb^{-1} , an upper limit on the $e^+e^- \rightarrow t\bar{c}$ Flavour Changing Neutral Current total cross-section can be set at 0.55 pb (95% confidence level).

This value can be translated into a limit on the anomalous coupling constants k_γ and k_Z , according to the parametrization described in reference [15]. It was assumed that both channels $e^+e^- \rightarrow t\bar{c}$ and $e^+e^- \rightarrow t\bar{u}$ contributed to the total cross-section. With a luminosity of 47.7 pb^{-1} the 95% confidence level upper limit on k_γ is 2, for a k_Z value of zero, and the corresponding upper limit on k_Z is 1.5, for a k_γ value of zero. The results are not yet competitive with other experimental results [29].

6 Conclusions

A search for first generation leptoquarks was performed using the data collected by the DELPHI detector at $\sqrt{s} = 183$ GeV. Both neutral and charged decay modes of scalar and vector leptoquarks were searched for. No evidence for a signal was found in the data. Limits on leptoquark masses were set ranging from 134 GeV/ c^2 to 171 GeV/ c^2 at 95% confidence level, assuming electromagnetic type couplings.

A search for $t\bar{c}$ flavour changing neutral currents was also performed. No signal was found in the data. A limit on the FCNC cross-section was set at 0.55 pb (95% confidence level).

Acknowledgements

We would like to thank M. Doncheski and C. Papadopoulos for the very useful discussions on the leptoquark production. We would also like to thank D. Atwood, L. Reina and A. Soni for the on-going discussion relative to the two Higgs doublet model. We are greatly indebted to our technical collaborators, to the members of the CERN-SL Division for the excellent performance of the LEP collider, and to the funding agencies for their support in building and operating the DELPHI detector.

We acknowledge in particular the support of
 Austrian Federal Ministry of Science and Traffics, GZ 616.364/2-III/2a/98,
 FNRS-FWO, Belgium,
 FINEP, CNPq, CAPES, FUJB and FAPERJ, Brazil,
 Czech Ministry of Industry and Trade, GA CR 202/96/0450 and GA AVCR A1010521,
 Danish Natural Research Council,
 Commission of the European Communities (DG XII),
 Direction des Sciences de la Matière, CEA, France,
 Bundesministerium für Bildung, Wissenschaft, Forschung und Technologie, Germany,
 General Secretariat for Research and Technology, Greece,
 National Science Foundation (NWO) and Foundation for Research on Matter (FOM),
 The Netherlands,
 Norwegian Research Council,
 State Committee for Scientific Research, Poland, 2P03B06015, 2P03B03311 and
 SPUB/P03/178/98,
 JNICT-Junta Nacional de Investigação Científica e Tecnológica, Portugal,
 Vedecka grantova agentura MS SR, Slovakia, Nr. 95/5195/134,
 Ministry of Science and Technology of the Republic of Slovenia,
 CICYT, Spain, AEN96-1661 and AEN96-1681,
 The Swedish Natural Science Research Council,
 Particle Physics and Astronomy Research Council, UK,
 Department of Energy, USA, DE-FG02-94ER40817.

References

- [1] P. Langacker, Phys. Rep. **72** (1981) 185.
- [2] See for example S. Dimopoulos, Nucl. Phys. **B168** (1981) 69.
- [3] See for example B. Schrepf and F. Schrepf, Phys. Lett. **B153** (1985) 101.
- [4] M. Doncheski and S. Godfrey, Phys. Rev. **D49** (1994) 6220.
- [5] O. Shanker, Nucl. Phys. **B204** (1982) 375; W. Buchmuller and D. Wyler, Phys. Lett. **B177** (1986) 377; J.L. Hewett and T.G. Rizzo, Phys. Rev. **D36** (1987) 3367; M. Leurer, Phys. Rev. **D49** (1994) 333 and Phys. Rev. **D50** (1994) 536.
- [6] J.K. Mizukoshi, O.J.P. Eboli and M.C. Gonzalez-Garcia, CERN-TH 7508/94 (1994); G. Bhattacharya, J. Ellis and K. Sridhar, CERN-TH 7280/94 (1994).
- [7] CDF Coll., F. Abe et al., hep-ex/9708017; D0 Coll., B. Abbott et al., Fermilab-Pub-97/252-E (hep-ex/9707033).
- [8] ZEUS Coll., M. Derrick et al., Phys. Lett. **B306** 1993 (173); H1 Coll., I. Abt et al., Nucl. Phys. **B396** (1993) 3.
- [9] H1 Coll., C. Adloff et al., DESY 97-024 (hep-ex/9702012); ZEUS Coll., J. Breitweg et al. DESY 97-025 (hep-ph/9702015); updated analysis see B. Straub, talk presented at LP'97 Symposium, Hamburg, July 1997.
- [10] ALEPH Coll., D. Decamp et al., CERN PPE/91-149. DELPHI Coll., P. Abreu et al., Phys. Lett. **B316** (1993) 620; L3 Coll., B. Adeva et al., Phys. Lett. **B261** (1991) 169; OPAL Coll., G. Alexander et al., Phys. Lett. **B263** (1991) 123.
- [11] S. Davidson et al., Z. Phys. **C61** (1994) 613.
- [12] V. Ganapathi, T. Weiler, E. Laermann, I. Schmitt, and P.M. Zerwas, Phys. Rev. **D27**, (1983) 579; A. Axelrod, Nucl. Phys. **B209** (1982) 349; G. Eilam, J.L. Hewett, A. Soni, Phys. Rev. **D44** (1991) 1473; B. Grzadkowski, J.F. Gunion, and P. Krawczyk, Phys. Lett. **B268** (1990) 106.
- [13] G.M. Divitiis, R. Petronzio and L. Silvestrini, hep-ph/9704244.
- [14] D. Atwood, L. Reina and A. Soni, hep-ph/9506243, SLAC-PUB-95-6927.
- [15] V.F. Obraztsov, S.R. Slabospitsky and O.P. Yuschchenko, IHEP-97-79 (hep-ph/9712394).
- [16] DELPHI Coll., P. Aarnio et al., Nucl. Instr. Meth. **A303** (1991) 233; DELPHI Coll., P. Abreu et al., Nucl. Instr. Meth. **A378** (1996) 57.
- [17] T. Sjöstrand, Comp. Phys. Comm. **82** (1994) 74; T. Sjöstrand, Pythia 5.7 and Jetset 7.4, CERN-TH/7112-93.
- [18] M. Doncheski and S. Godfrey, Phys. Lett. **B393** (1997) 355.
- [19] F.A. Berends, W. Hollik and R. Kleiss, Nucl. Phys. **B304** (1998) 712.
- [20] F.A. Berends, R. Pittau, R. Kleiss, Comp. Phys. Comm. **85** (1995) 437.
- [21] S. Nova, A. Olchevski and T. Todorov, "TWO GAM, a Monte Carlo event generator for two photon physics", DELPHI Note 90-35 PROG 152.
- [22] F.A. Berends, P.H. Daverveldt, R. Kleiss, Comp. Phys. Comm. **40** (1986) 271.
- [23] S. Catani et al., Phys. Lett. **B269** (1991) 432.
- [24] DELPHI Coll., P. Abreu et al., Phys. Lett. **B393** (1997) 245.
- [25] G. Borisov, C. Mariotti, DELPHI 97-16 PHYS672; DELPHI Coll., P. Abreu et al., Nucl. Instr. Meth. **A378** (1996) 57.
- [26] M. Gluck et al., Phys. Rev. **D46** (1992) 1973 and Phys. Rev. **D45** (1992) 3986.
- [27] J.L. Hewett and T.G. Rizzo, hep-ph/9703337.
- [28] C. Papadopoulos, hep-ph/9703372.
- [29] CDF Coll., Fermilab-Pub-97/270-E (1997).

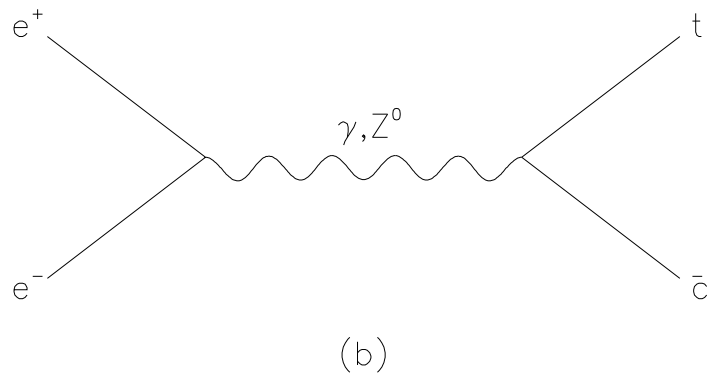
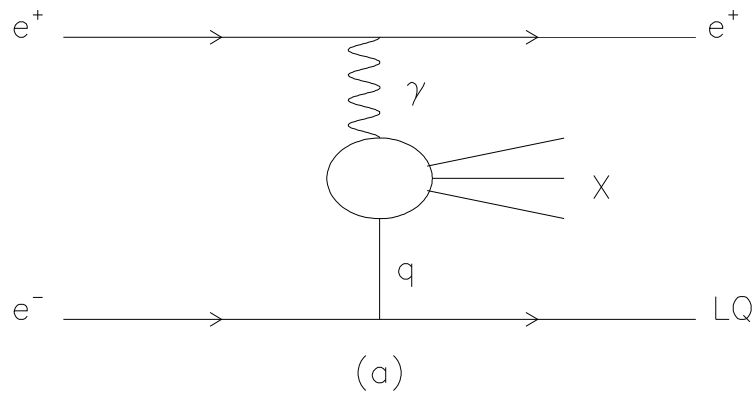


Figure 1: (a) The resolved photon contribution for single leptoquark production and (b) single top production via FCNC in e^+e^- collisions.

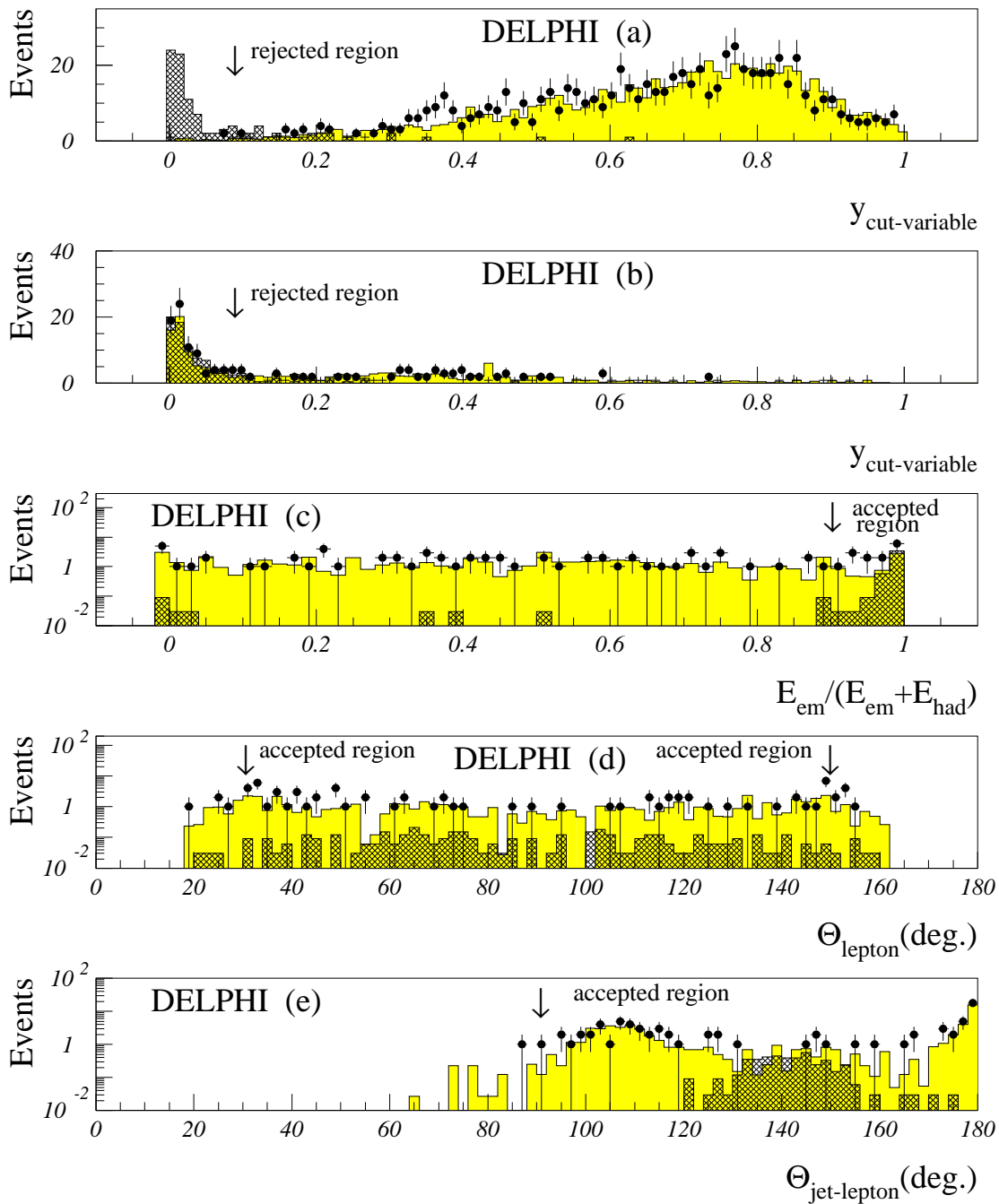


Figure 2: Leptoquark search: (a) the y_{cut} variable distribution for neutral decays (Level 1), (b) the y_{cut} variable distribution for charged decays (Level 1), (c) the ratio between the energy deposited in the electromagnetic calorimeters by the lepton candidate and the total energy deposited in both electromagnetic and hadronic calorimeters (Level 2), (d) the lepton polar angle (Level 2) and (e) the angle between the jet and the lepton (Level 2). The dots show the data and the shaded region shows the SM simulation. The dark region is the expected signal behaviour for a leptoquark mass of $120 \text{ GeV}/c^2$. The vertical arrows show the cut used to select events. The accepted or rejected region is also shown.

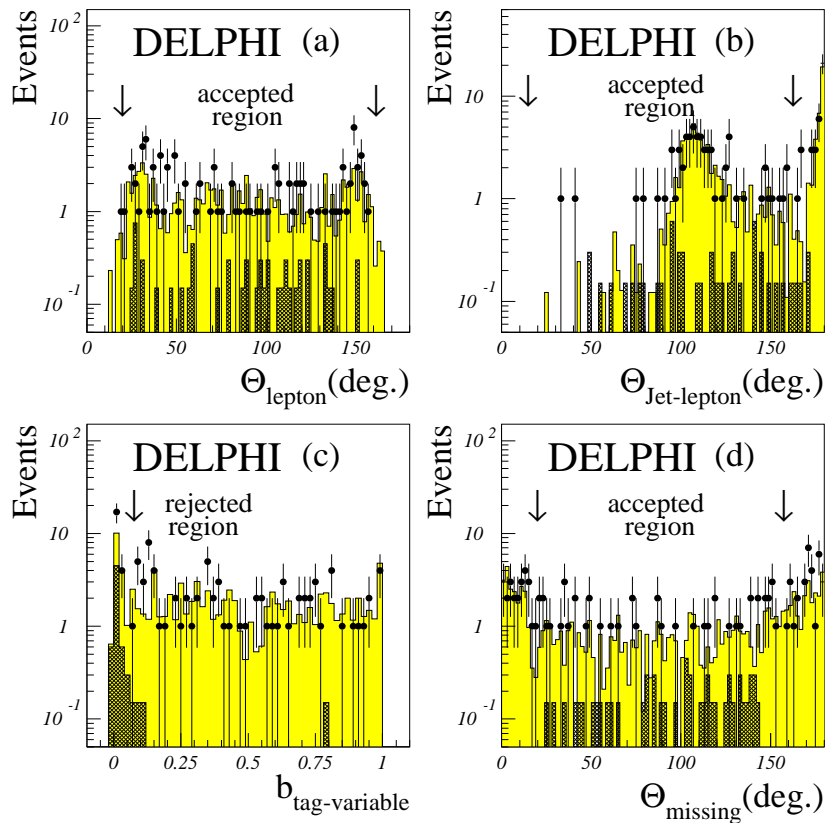


Figure 3: FCNC search: (a) the lepton polar angle, (b) the jet-lepton angle, (c) the b-tag variable (see text) and (d) the missing momentum polar angle. The dots show the data and the shaded region shows the SM simulation. The dark region is the expected signal behaviour. The vertical arrows show the cut used to select events. The accepted or rejected region is also shown.

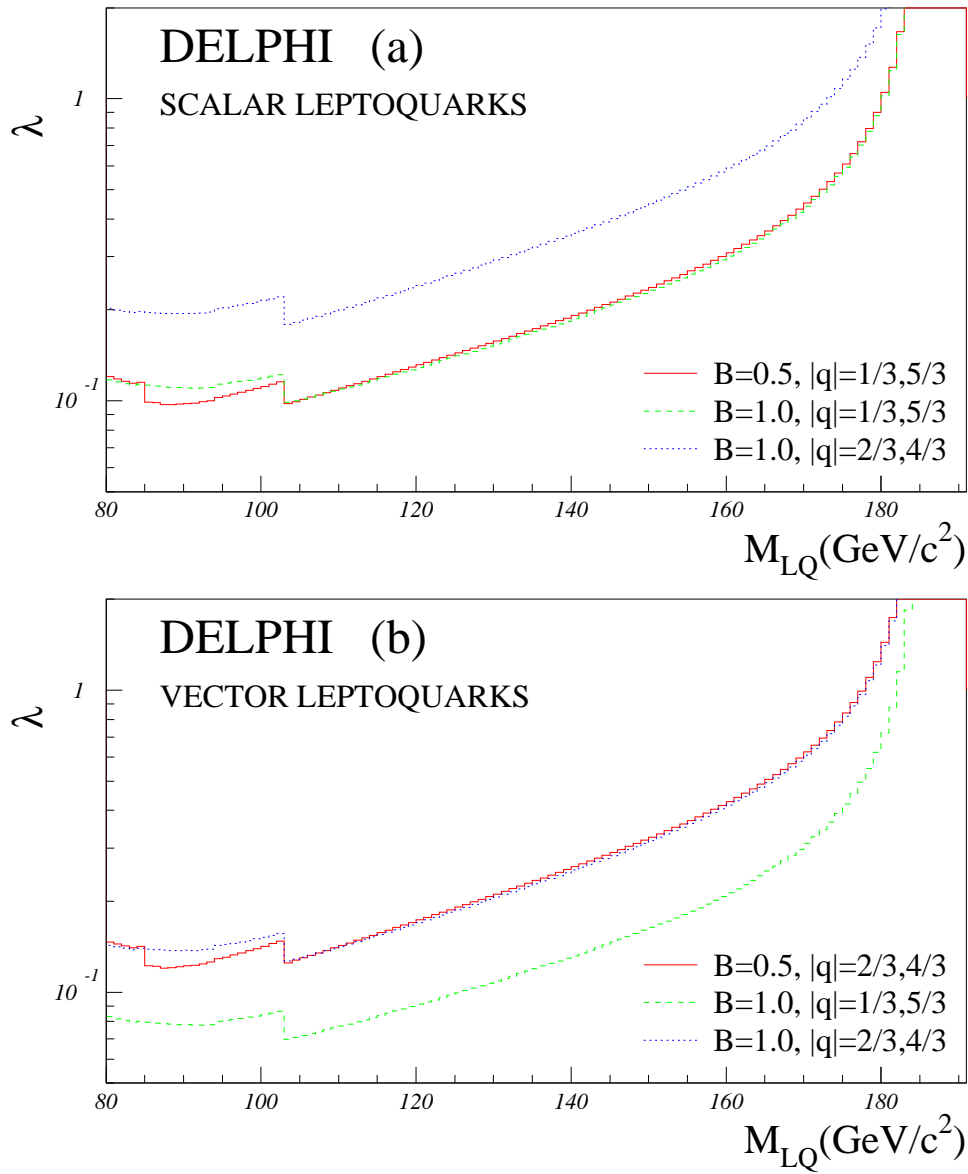


Figure 4: 95% confidence level upper limits on the coupling λ as a function of the leptoquark mass for (a) scalar and (b) vector leptoquarks (B is the branching ratio of the leptoquark to charged leptons and q is the leptoquark charge).