

Search for Right-Handed W Bosons and Heavy W' in $p\bar{p}$ Collisions at $\sqrt{s} = 1.8$ TeV

S. Abachi,¹⁴ B. Abbott,²⁸ M. Abolins,²⁵ B.S. Acharya,⁴⁴ I. Adam,¹² D.L. Adams,³⁷
M. Adams,¹⁷ S. Ahn,¹⁴ H. Aihara,²² J. Alitti,⁴⁰ G. Álvarez,¹⁸ G.A. Alves,¹⁰ E. Amidi,²⁹
N. Amos,²⁴ E.W. Anderson,¹⁹ S.H. Aronson,⁴ R. Astur,⁴² R.E. Avery,³¹ A. Baden,²³
V. Balamurali,³² J. Balderston,¹⁶ B. Baldin,¹⁴ J. Bantly,⁵ J.F. Bartlett,¹⁴ K. Bazizi,³⁹
J. Bendich,²² S.B. Beri,³⁴ I. Bertram,³⁷ V.A. Bezzubov,³⁵ P.C. Bhat,¹⁴ V. Bhatnagar,³⁴
M. Bhattacharjee,¹³ A. Bischoff,⁹ N. Biswas,³² G. Blazey,¹⁴ S. Blessing,¹⁵ P. Bloom,⁷
A. Boehnlein,¹⁴ N.I. Bojko,³⁵ F. Borchering,¹⁴ J. Borders,³⁹ C. Boswell,⁹ A. Brandt,¹⁴
R. Brock,²⁵ A. Bross,¹⁴ D. Buchholz,³¹ V.S. Burtovoi,³⁵ J.M. Butler,³ W. Carvalho,¹⁰
D. Casey,³⁹ H. Castilla-Valdez,¹¹ D. Chakraborty,⁴² S.-M. Chang,²⁹ S.V. Chekulaev,³⁵
L.-P. Chen,²² W. Chen,⁴² S. Chopra,²⁴ B.C. Choudhary,⁹ J.H. Christenson,¹⁴ M. Chung,¹⁷
D. Claes,⁴² A.R. Clark,²² W.G. Cobau,²³ J. Cochran,⁹ W.E. Cooper,¹⁴ C. Cretsinger,³⁹
D. Cullen-Vidal,⁵ M.A.C. Cummings,¹⁶ D. Cutts,⁵ O.I. Dahl,²² K. De,⁴⁵ M. Demarteau,¹⁴
R. Demina,²⁹ K. Denisenko,¹⁴ N. Denisenko,¹⁴ D. Denisov,¹⁴ S.P. Denisov,³⁵ H.T. Diehl,¹⁴
M. Diesburg,¹⁴ G. Di Loreto,²⁵ R. Dixon,¹⁴ P. Draper,⁴⁵ J. Drinkard,⁸ Y. Ducros,⁴⁰
S.R. Dugad,⁴⁴ S. Durston-Johnson,³⁹ D. Edmunds,²⁵ J. Ellison,⁹ V.D. Elvira,⁶
R. Engelmann,⁴² S. Eno,²³ G. Eppley,³⁷ P. Ermolov,²⁶ O.V. Eroshin,³⁵ V.N. Evdokimov,³⁵
S. Fahey,²⁵ T. Fahland,⁵ M. Fatyga,⁴ M.K. Fatyga,³⁹ J. Featherly,⁴ S. Feher,⁴² D. Fein,²
T. Ferbel,³⁹ G. Finocchiaro,⁴² H.E. Fisk,¹⁴ Y. Fisyak,⁷ E. Flattum,²⁵ G.E. Forden,²
M. Fortner,³⁰ K.C. Frame,²⁵ P. Franzini,¹² S. Fuess,¹⁴ E. Gallas,⁴⁵ A.N. Galyaev,³⁵
T.L. Geld,²⁵ R.J. Genik II,²⁵ K. Genser,¹⁴ C.E. Gerber,⁶ B. Gibbard,⁴ V. Glebov,³⁹
S. Glenn,⁷ J.F. Glicenstein,⁴⁰ B. Gobbi,³¹ M. Goforth,¹⁵ A. Goldschmidt,²² B. Gómez,¹
P.I. Goncharov,³⁵ J.L. González Solís,¹¹ H. Gordon,⁴ L.T. Goss,⁴⁶ N. Graf,⁴ P.D. Grannis,⁴²
D.R. Green,¹⁴ J. Green,³⁰ H. Greenlee,¹⁴ G. Griffin,⁸ N. Grossman,¹⁴ P. Grudberg,²²
S. Grünendahl,³⁹ W.X. Gu,^{14,*} G. Guglielmo,³³ J.A. Guida,² J.M. Guida,⁵ W. Guryn,⁴

S.N. Gurzhiev,³⁵ P. Gutierrez,³³ Y.E. Gutnikov,³⁵ N.J. Hadley,²³ H. Haggerty,¹⁴
 S. Hagopian,¹⁵ V. Hagopian,¹⁵ K.S. Hahn,³⁹ R.E. Hall,⁸ S. Hansen,¹⁴ R. Hatcher,²⁵
 J.M. Hauptman,¹⁹ D. Hedin,³⁰ A.P. Heinson,⁹ U. Heintz,¹⁴ R. Hernández-Montoya,¹¹
 T. Heuring,¹⁵ R. Hirosky,¹⁵ J.D. Hobbs,¹⁴ B. Hoeneisen,^{1,†} J.S. Hoftun,⁵ F. Hsieh,²⁴
 Tao Hu,^{14,*} Ting Hu,⁴² Tong Hu,¹⁸ T. Huehn,⁹ S. Igarashi,¹⁴ A.S. Ito,¹⁴ E. James,²
 J. Jaques,³² S.A. Jerger,²⁵ J.Z.-Y. Jiang,⁴² T. Joffe-Minor,³¹ H. Johari,²⁹ K. Johns,²
 M. Johnson,¹⁴ H. Johnstad,⁴³ A. Jonckheere,¹⁴ M. Jones,¹⁶ H. Jöstlein,¹⁴ S.Y. Jun,³¹
 C.K. Jung,⁴² S. Kahn,⁴ G. Kalbfleisch,³³ J.S. Kang,²⁰ R. Kehoe,³² M.L. Kelly,³² L. Kerth,²²
 C.L. Kim,²⁰ S.K. Kim,⁴¹ A. Klatchko,¹⁵ B. Klima,¹⁴ B.I. Klochkov,³⁵ C. Klopfenstein,⁷
 V.I. Klyukhin,³⁵ V.I. Kochetkov,³⁵ J.M. Kohli,³⁴ D. Koltick,³⁶ A.V. Kostritskiy,³⁵
 J. Kotcher,⁴ J. Kourlas,²⁸ A.V. Kozelov,³⁵ E.A. Kozlovski,³⁵ M.R. Krishnaswamy,⁴⁴
 S. Krzywdzinski,¹⁴ S. Kunori,²³ S. Lami,⁴² G. Landsberg,¹⁴ J-F. Lebrat,⁴⁰ A. Leflat,²⁶
 H. Li,⁴² J. Li,⁴⁵ Y.K. Li,³¹ Q.Z. Li-Demarteau,¹⁴ J.G.R. Lima,³⁸ D. Lincoln,²⁴ S.L. Linn,¹⁵
 J. Linnemann,²⁵ R. Lipton,¹⁴ Y.C. Liu,³¹ F. Lobkowicz,³⁹ S.C. Loken,²² S. Lökös,⁴²
 L. Lueking,¹⁴ A.L. Lyon,²³ A.K.A. Maciel,¹⁰ R.J. Madaras,²² R. Madden,¹⁵ S. Mani,⁷
 H.S. Mao,^{14,*} S. Margulies,¹⁷ R. Markeloff,³⁰ L. Markosky,² T. Marshall,¹⁸ M.I. Martin,¹⁴
 M. Marx,⁴² B. May,³¹ A.A. Mayorov,³⁵ R. McCarthy,⁴² T. McKibben,¹⁷ J. McKinley,²⁵
 T. McMahon,³³ H.L. Melanson,¹⁴ J.R.T. de Mello Neto,³⁸ K.W. Merritt,¹⁴ H. Miettinen,³⁷
 A. Mincer,²⁸ J.M. de Miranda,¹⁰ C.S. Mishra,¹⁴ M. Mohammadi-Baarmand,⁴²
 N. Mokhov,¹⁴ N.K. Mondal,⁴⁴ H.E. Montgomery,¹⁴ P. Mooney,¹ H. da Motta,¹⁰
 M. Mudan,²⁸ C. Murphy,¹⁷ C.T. Murphy,¹⁴ F. Nang,⁵ M. Narain,¹⁴ V.S. Narasimham,⁴⁴
 A. Narayanan,² H.A. Neal,²⁴ J.P. Negret,¹ E. Neis,²⁴ P. Nemethy,²⁸ D. Nešić,⁵ M. Nicola,¹⁰
 D. Norman,⁴⁶ L. Oesch,²⁴ V. Oguri,³⁸ E. Oltman,²² N. Oshima,¹⁴ D. Owen,²⁵ P. Padley,³⁷
 M. Pang,¹⁹ A. Para,¹⁴ C.H. Park,¹⁴ Y.M. Park,²¹ R. Partridge,⁵ N. Parua,⁴⁴ M. Paterno,³⁹
 J. Perkins,⁴⁵ A. Peryshkin,¹⁴ M. Peters,¹⁶ H. Piekarz,¹⁵ Y. Pischalnikov,³⁶
 V.M. Podstavkov,³⁵ B.G. Pope,²⁵ H.B. Prosper,¹⁵ S. Protopopescu,⁴ D. Pušeljčić,²²
 J. Qian,²⁴ P.Z. Quintas,¹⁴ R. Raja,¹⁴ S. Rajagopalan,⁴² O. Ramirez,¹⁷ M.V.S. Rao,⁴⁴
 P.A. Rapidis,¹⁴ L. Rasmussen,⁴² A.L. Read,¹⁴ S. Reucroft,²⁹ M. Rijssenbeek,⁴²

T. Rockwell,²⁵ N.A. Roe,²² P. Rubinov,³¹ R. Ruchti,³² J. Rutherford,² A. Santoro,¹⁰
L. Sawyer,⁴⁵ R.D. Schamberger,⁴² H. Schellman,³¹ J. Sculli,²⁸ E. Shabalina,²⁶ C. Shaffer,¹⁵
H.C. Shankar,⁴⁴ Y.Y. Shao,^{14,*} R.K. Shivpuri,¹³ M. Shupe,² J.B. Singh,³⁴ V. Sirotenko,³⁰
W. Smart,¹⁴ A. Smith,² R.P. Smith,¹⁴ R. Snihur,³¹ G.R. Snow,²⁷ S. Snyder,⁴ J. Solomon,¹⁷
P.M. Sood,³⁴ M. Sosebee,⁴⁵ M. Souza,¹⁰ A.L. Spadafora,²² R.W. Stephens,⁴⁵
M.L. Stevenson,²² D. Stewart,²⁴ D.A. Stoianova,³⁵ D. Stoker,⁸ K. Streets,²⁸ M. Strovink,²²
A. Sznajder,¹⁰ A. Taketani,¹⁴ P. Tamburello,²³ J. Tarazi,⁸ M. Tartaglia,¹⁴ T.L. Taylor,³¹
J. Thompson,²³ T.G. Trippe,²² P.M. Tuts,¹² N. Varelas,²⁵ E.W. Varnes,²²
P.R.G. Virador,²² D. Vititoe,² A.A. Volkov,³⁵ A.P. Vorobiev,³⁵ H.D. Wahl,¹⁵ G. Wang,¹⁵
J. Warchol,³² G. Watts,⁵ M. Wayne,³² H. Weerts,²⁵ F. Wen,¹⁵ A. White,⁴⁵ J.T. White,⁴⁶
J.A. Wightman,¹⁹ J. Wilcox,²⁹ S. Willis,³⁰ S.J. Wimpenny,⁹ J.V.D. Wirjawan,⁴⁶
J. Womersley,¹⁴ E. Won,³⁹ D.R. Wood,²⁹ H. Xu,⁵ R. Yamada,¹⁴ P. Yamin,⁴
C. Yanagisawa,⁴² J. Yang,²⁸ T. Yasuda,²⁹ C. Yoshikawa,¹⁶ S. Youssef,¹⁵ J. Yu,³⁹ Y. Yu,⁴¹
D.H. Zhang,^{14,*} Q. Zhu,²⁸ Z.H. Zhu,³⁹ D. Zieminska,¹⁸ A. Zieminski,¹⁸ E.G. Zverev,²⁶
and A. Zylberstejn⁴⁰

(DØ Collaboration)

¹*Universidad de los Andes, Bogotá, Colombia*

²*University of Arizona, Tucson, Arizona 85721*

³*Boston University, Boston, Massachusetts 02215*

⁴*Brookhaven National Laboratory, Upton, New York 11973*

⁵*Brown University, Providence, Rhode Island 02912*

⁶*Universidad de Buenos Aires, Buenos Aires, Argentina*

⁷*University of California, Davis, California 95616*

⁸*University of California, Irvine, California 92717*

⁹*University of California, Riverside, California 92521*

¹⁰*LAFEX, Centro Brasileiro de Pesquisas Físicas, Rio de Janeiro, Brazil*

- ¹¹*CINVESTAV, Mexico City, Mexico*
- ¹²*Columbia University, New York, New York 10027*
- ¹³*Delhi University, Delhi, India 110007*
- ¹⁴*Fermi National Accelerator Laboratory, Batavia, Illinois 60510*
- ¹⁵*Florida State University, Tallahassee, Florida 32306*
- ¹⁶*University of Hawaii, Honolulu, Hawaii 96822*
- ¹⁷*University of Illinois at Chicago, Chicago, Illinois 60607*
- ¹⁸*Indiana University, Bloomington, Indiana 47405*
- ¹⁹*Iowa State University, Ames, Iowa 50011*
- ²⁰*Korea University, Seoul, Korea*
- ²¹*Kyungsung University, Pusan, Korea*
- ²²*Lawrence Berkeley National Laboratory and University of California, Berkeley, California 94720*
- ²³*University of Maryland, College Park, Maryland 20742*
- ²⁴*University of Michigan, Ann Arbor, Michigan 48109*
- ²⁵*Michigan State University, East Lansing, Michigan 48824*
- ²⁶*Moscow State University, Moscow, Russia*
- ²⁷*University of Nebraska, Lincoln, Nebraska 68588*
- ²⁸*New York University, New York, New York 10003*
- ²⁹*Northeastern University, Boston, Massachusetts 02115*
- ³⁰*Northern Illinois University, DeKalb, Illinois 60115*
- ³¹*Northwestern University, Evanston, Illinois 60208*
- ³²*University of Notre Dame, Notre Dame, Indiana 46556*
- ³³*University of Oklahoma, Norman, Oklahoma 73019*
- ³⁴*University of Panjab, Chandigarh 16-00-14, India*
- ³⁵*Institute for High Energy Physics, 142-284 Protvino, Russia*
- ³⁶*Purdue University, West Lafayette, Indiana 47907*
- ³⁷*Rice University, Houston, Texas 77251*
- ³⁸*Universidade Estadual do Rio de Janeiro, Brazil*

³⁹*University of Rochester, Rochester, New York 14627*

⁴⁰*CEA, DAPNIA/Service de Physique des Particules, CE-SACLAY, France*

⁴¹*Seoul National University, Seoul, Korea*

⁴²*State University of New York, Stony Brook, New York 11794*

⁴³*SSC Laboratory, Dallas, Texas 75237*

⁴⁴*Tata Institute of Fundamental Research, Colaba, Bombay 400005, India*

⁴⁵*University of Texas, Arlington, Texas 76019*

⁴⁶*Texas A&M University, College Station, Texas 77843*

(May 2, 2018)

Abstract

We report on a search for right-handed W bosons (W_R). We used data collected with the DØ detector at the Fermilab Tevatron $p\bar{p}$ collider at $\sqrt{s}=1.8$ TeV to search for W_R decays into an electron and a massive right-handed neutrino $W_R^\pm \rightarrow e^\pm N_R$. Using the inclusive electron data, we set mass limits independent of the N_R decay: $m_{W_R} > 650$ GeV/ c^2 and $m_{W_R} > 720$ GeV/ c^2 at the 95% confidence level, valid for $m_{N_R} < \frac{1}{2}m_{W_R}$ and $m_{N_R} \ll m_{W_R}$ respectively. The latter also represents a new lower limit on the mass of a heavy left-handed W boson (W') decaying into $e\nu$. In addition, limits on m_{W_R} valid for larger values of the N_R mass are obtained assuming that N_R decays to an electron and two jets.

Right-handed W gauge bosons (W_R) are additional intermediate vector particles that arise in extensions of the Standard Model (SM) such as the left-right symmetric model (LRM) [1]. In the LRM, an enlarged $SU(2)_R \times SU(2)_L \times U(1)$ symmetry group replaces the $SU(2)_L \times U(1)$ group of the SM. As a result of the additional symmetry, three new gauge bosons, two charged W_R^\pm and one neutral Z' , appear along with massive right-handed neutrinos (N_R).

In this Letter, a direct search for W_R bosons with mass greater than $200 \text{ GeV}/c^2$ which decay into an electron (or positron) and a massive right-handed neutrino, $W_R \rightarrow eN_R$ [2] is reported. The N_R is assumed to decay promptly through the right-handed charged current into a mode that depends on the mixing angle ξ between W_L and W_R . If the mixing is negligible (no mixing case), the N_R will decay into an electron and an off-shell W_R , $N_R \rightarrow eW_R^*$. The right-handed neutrinos from other lepton families are assumed to be at least as massive as the electron- N_R . Therefore, the off-shell W_R can decay only into quarks, $W_R^* \rightarrow q\bar{q}'$. On the other hand, if the mixing is large, the N_R decays into an electron and a W boson, which decays into quarks two thirds of the time. In both cases the decay chain leads predominantly to a final state with $eeqq$.

Previous direct searches at hadron colliders yielded the lower limits $m_{W_R} > 261 \text{ GeV}/c^2$ [3], valid for any value of the mass of the right-handed neutrino, and $m_{W_R} > 652 \text{ GeV}/c^2$ [4], valid only for a light right-handed neutrino ($m_{N_R} \ll m_{W_R}$) that does not decay or interact within the detector. Indirect searches based on low energy phenomena such as μ decay, the K_L - K_S mass difference, and neutrinoless double beta decay provide additional stringent lower limits [5]. Limits from direct and indirect searches depend, however, on the assumed values of the elements of the mixing matrix V^R for the right-handed quarks, the coupling constant g_R , the mass and type (Dirac or Majorana) of the right-handed neutrinos, and the mixing angle ξ . The most general limit is $m_{W_R} \cdot \frac{g_L}{g_R} > 300 \text{ GeV}/c^2$ [5].

Two different methods, corresponding to different values of the ratio $R_m = m_{N_R}/m_{W_R}$, are used for this search. For $R_m \lesssim \frac{1}{2}$, the products of the N_R decay are not likely to be well separated, making their individual identification difficult. Therefore, the transverse momentum spectrum of the W_R decay electron, which is expected to be hard and to have a distinctive Jacobian peak at $(m_{W_R}^2 - m_{N_R}^2)/2m_{W_R}$, is used as a signature. A search for such a peak, henceforth referred to as the *peak search*, is carried out using the high- p_T inclusive electron data. This method does not discriminate between helicities of the W boson. Therefore, the *peak search* is also sensitive to heavy left-handed W bosons (W') which decay

into an electron and an electron neutrino $W' \rightarrow e\nu$. For $R_m \gtrsim \frac{1}{2}$, the products of the N_R decay are likely to be well separated, making possible the detection of the exclusive final state with two electrons and two jets. After requiring the two electrons to be inconsistent with $Z \rightarrow ee$ decay, the background due to other known physics processes is small. Therefore, a simple counting experiment, referred to here as the *eejj search*, is performed. The analysis presented here is based on approximately 79 pb^{-1} of data collected during two Fermilab Tevatron $p\bar{p}$ collider runs at $\sqrt{s} = 1.8 \text{ TeV}$ from August 1992 to May 1995.

The $D\bar{O}$ detector consists of three major subsystems: a central tracking system with no magnetic field, a hermetic uranium-liquid argon sampling calorimeter, and a muon magnetic spectrometer. The calorimeter has fine longitudinal and transverse segmentation in pseudo-rapidity (η) and azimuth (ϕ) that allows electromagnetic showers to be distinguished from jets. It provides full coverage for $|\eta| \leq 4$ with energy resolution $15\%/\sqrt{E(\text{GeV})}$ for electromagnetic showers and $80\%/\sqrt{E(\text{GeV})}$ for hadronic jets. The central and forward drift chambers are used to identify charged tracks for $|\eta| \leq 3.1$ and to locate the primary vertex. A more detailed description of the $D\bar{O}$ detector can be found elsewhere [6].

To identify electrons [7], the presence of an isolated electromagnetic energy cluster with shape consistent with that of an electron (as determined from test beam measurements) is required. In addition, an associated charged track that matches the calorimeter cluster in η and ϕ and with an ionization in the drift chambers consistent with that of a minimum ionizing particle must be found. Jets are reconstructed using a cone algorithm with a cone radius of 0.5 in η - ϕ space.

For the *peak search*, events were collected using a single electromagnetic cluster trigger. Offline, the inclusive high- p_T electron events were selected by requiring an electron candidate with $p_T^e > 55 \text{ GeV}/c$ and $|\eta_e| < 1.1$. To reduce the multijet background (QCD) from events with a jet misidentified as an electron, strict electron identification criteria were imposed. The 101 events with $p_T^e > 100 \text{ GeV}/c$ were scanned to search for anomalies; we discarded one event which was consistent with being a high energy cosmic ray muon that showered in the electromagnetic part of the calorimeter, mimicking an electron.

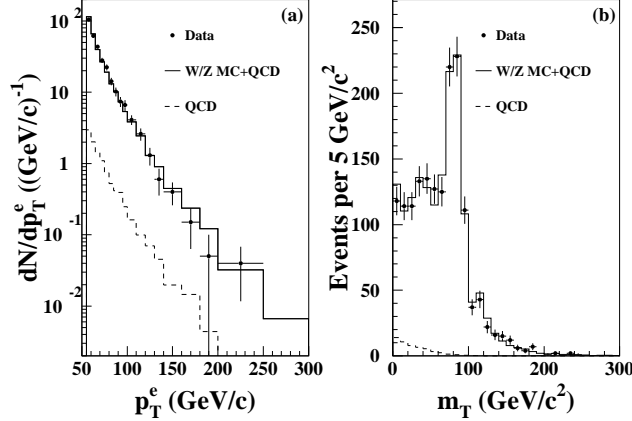


FIG. 1. (a) Electron transverse momentum and (b) transverse mass (formed by the electron and \cancel{E}_T) distributions of the inclusive high- p_T electron sample.

The primary background in the *peak search* is due to highly off-shell and large- p_T W and Z boson production. These processes were simulated using a Monte Carlo (MC) program based on a theoretical calculation of the bosons' p_T [8] and on the bosons' line shape obtained using the PYTHIA [9] MC program, with a simple detector simulation. The QCD background was modeled using the collider data.

A simultaneous fit to the transverse mass (m_T) distribution, formed by the electron and the missing transverse energy \cancel{E}_T , and to the electron transverse momentum (p_T^e) distribution was performed. A binned maximum likelihood fit was used to find the contributions of the combined W and Z boson backgrounds and the QCD background [10]. Figure 1 shows the p_T^e and m_T distributions with their corresponding fits. The confidence level (CL) is 71% for the p_T^e fit and 90% for the m_T fit. The presence of $W_R \rightarrow eN_R$ decays would appear as an excess in a few consecutive bins in the p_T^e distribution. No evidence for such an excess is observed.

The acceptance and p_T^e distribution of the signal were obtained for a grid of points in the (m_{W_R}, m_{N_R}) plane using PYTHIA MC samples with a detector simulation based on the GEANT program [11]. The 95% CL upper limit on the number of W_R events was obtained by integrating the probability of the presence of a W_R component in the measured p_T^e distribution for every point in the grid. This was converted into an upper limit on the

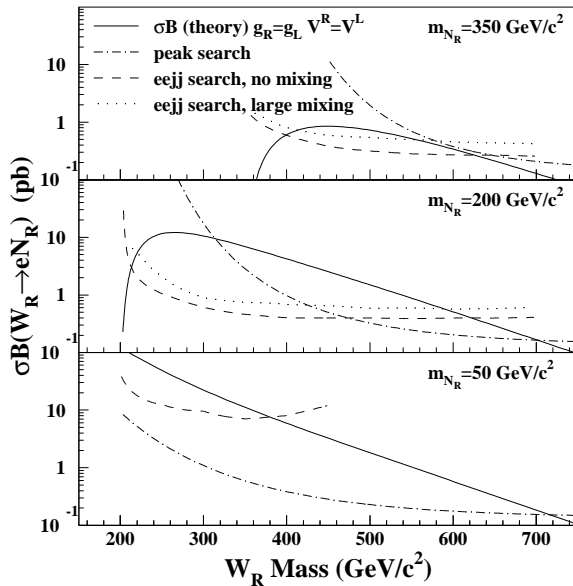


FIG. 2. 95% CL upper limit on σB as a function of the W_R boson mass. Limits are shown for three values of the N_R mass.

cross section times branching fraction (σB) by normalizing to the measured W and Z boson production cross sections [12] using the observed W/Z component in the initial simultaneous p_T^e and m_T fit and the acceptances as calculated from MC simulation.

The resulting background subtracted upper limit, including the effect of systematic uncertainties (dominated by a 7.6% uncertainty in the W/Z background normalization), is shown in Fig. 2. Also shown is a second order (α_S^2) theoretical calculation [13] of σB assuming $g_R = g_L$ and $V^R = V^L$. The next to leading order MRS(H) [14] parton distributions were used for the calculation. The branching fraction $B(W_R \rightarrow e N_R)$ was calculated taking into account the N_R and t -quark masses and assuming $m_{N_R^e} = m_{N_R^\mu} = m_{N_R^\tau}$. For small N_R mass, this fraction approaches the naive $\frac{1}{12}$ value. Figure 3 shows the corresponding excluded mass region. The contours are shown for different values of the LRM parameters g_R and V^R [15]. The extreme effect of varying V^R is illustrated by displaying the contour for a mixing matrix with $V_{us}^R = 1$ (thus $V_{ud}^R = 0$ for V^R unitary), suppressing the primary $ud \rightarrow W_R$ production mechanism. Because the limit from this part of the search was extracted from the inclusive p_T^e distribution, without additional topological requirements, it is valid irrespective of the specific decay mechanism for the N_R or the W helicity.

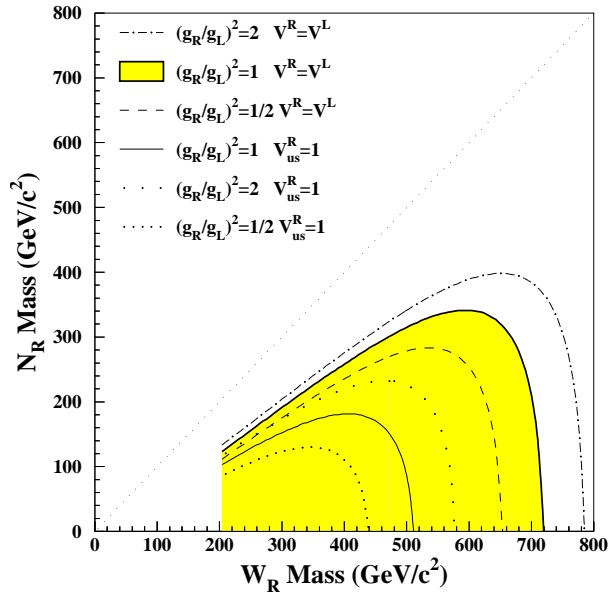


FIG. 3. 95% CL excluded W_R mass region from the *peak search*. The lines represent the contours for different values of the LRM parameters. The diagonal line is the kinematic limit for the $W_R \rightarrow e N_R$ decay.

For the *eejj search*, events were selected using a trigger that required two electromagnetic energy clusters, each with $E_T > 20$ GeV. After event reconstruction, 22 events had two good isolated electrons with $E_T > 25$ GeV and two or more jets with $E_T > 25$ GeV within a pseudorapidity range $|\eta_{e,j}| < 2.5$. Events consistent with Z +jets production were rejected by demanding that the invariant mass of the two electrons m_{ee} be outside the range $70 \leq m_{ee} \leq 110$ GeV/ c^2 . Two events remained in the sample and were therefore considered W_R candidates.

The largest background to the *eejj* signal is multijet production (QCD) with two jets misidentified as electrons. To calculate this background, the invariant mass spectrum of the jet pair with the largest electromagnetic fraction in events with four or more jets was found. This distribution was then scaled by a factor determined from a two-component fit to the inclusive dielectron data using the dielectron invariant mass spectrum from Z, γ^* MC and the measured inclusive dijet invariant mass spectrum. The background from Z, γ^* +jets production was estimated by scaling the number of observed events in the peak of the m_{ee} distribution, in events with two or more additional jets, by the tail-to-peak ratios obtained

TABLE I. Background estimates and event yields for the eej and $eejj$ samples.

Background Process	Event Yield for $79.0 \pm 4.3 \text{ pb}^{-1}$	
	eej	$eejj$
Z, γ^*	12.84 ± 2.31	1.26 ± 0.34
$t\bar{t}$	0.61 ± 0.35	0.43 ± 0.16
WW	0.13 ± 0.02	0.01 ± 0.01
QCD	9.90 ± 4.01	1.38 ± 0.68
Total	23.48 ± 4.64	3.08 ± 0.78
Observed	23	2

from MC. Additional background is due to $t\bar{t}$ and WW production. The yield from $t\bar{t}$ was obtained using a Monte Carlo sample with a detailed detector simulation and the measured $6.4 \pm 2.2 \text{ pb}$ [16] cross section. For the WW background, a sample of MC events and the theoretical cross section were used. To verify the background estimation, the yield of the above processes to a final state with two electrons and one or more jets was also calculated. The background estimates and event yields are summarized in Table I for the eej and $eejj$ final states.

As for the *peak search*, the signal acceptance for the $eejj$ search was calculated for a grid of points in the (m_{W_R}, m_{N_R}) plane using MC simulation. The electron identification efficiency was determined from $Z \rightarrow ee$ data. Example signal efficiencies for the no mixing case are (15.0 ± 1.7) , (10.1 ± 1.4) and $(1.0 \pm 0.4)\%$ for $(m_{W_R}, m_{N_R}) = (650, 200)$, $(400, 350)$ and $(400, 50) \text{ GeV}/c^2$, respectively. For the large mixing case the corresponding efficiencies are lower due to the smaller $N_R \rightarrow eqq$ branching fraction. Also, for the large mixing case the search was restricted to $m_{N_R} \geq 90 \text{ GeV}/c^2$ since the efficiencies vanish when $m_{N_R} \approx m_W$ due to a threshold effect.

Given no observed excess of events beyond the expected background, we set a 95% CL upper limit on σB using a Bayesian approach [17] with a flat prior distribution for the signal

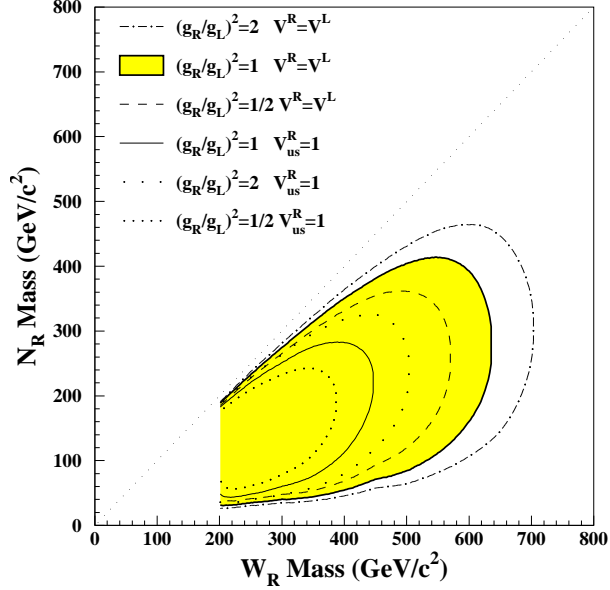


FIG. 4. 95% CL excluded region of W_R mass from the $eejj$ search for the no mixing case.

cross section. The uncertainties on the overall efficiency (10–20%), the integrated luminosity (5.5%), and the background estimation (25%) were included in the limit calculation with Gaussian prior distributions. The resulting background subtracted upper limit is plotted in Fig. 2, while Fig. 4 shows the excluded region of the (m_{W_R}, m_{N_R}) plane for the no mixing case.

In conclusion, no evidence for the production of right-handed W bosons was found. From a *peak search* we set mass limits independent of the N_R decay: $m_{W_R} > 650 \text{ GeV}/c^2$ and $m_{W_R} > 720 \text{ GeV}/c^2$ at the 95% CL, valid for $m_{N_R} < \frac{1}{2}m_{W_R}$ and $m_{N_R} \ll m_{W_R}$ respectively, assuming SM coupling ($g_R = g_L$ and $V^R = V^L$). Also from the *peak search*, we set a mass limit of $m_{W'} > 720 \text{ GeV}/c^2$ at the 95% CL, extending the previous most stringent limit for heavy left-handed W bosons [4] which decay into $e\nu$. In addition, limits on m_{W_R} valid for larger values of the N_R mass were obtained assuming that the N_R decays to an electron and two jets. Figure 5 summarizes the results of the two methods used for the search as an exclusion region in the (m_{W_R}, m_{N_R}) plane. These limits on m_{W_R} place stringent, though model dependent, limits on possible $V + A$ couplings.

We thank the Fermilab Accelerator, Computing, and Research Divisions, and the support

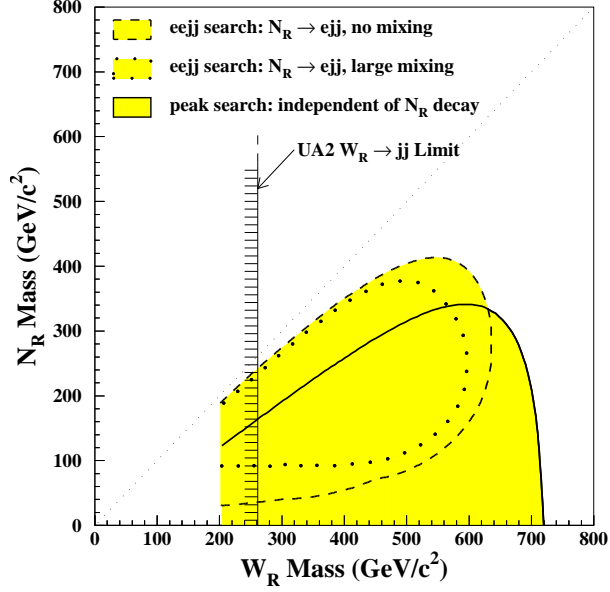


FIG. 5. Excluded regions of W_R mass at the 95% CL assuming $g_R = g_L$ and $V^R = V^L$ from the *eejj* and *peak searches*.

staffs at the collaborating institutions for their contributions to the success of this work. We also acknowledge the support of the U.S. Department of Energy, the U.S. National Science Foundation, the Commissariat à L’Energie Atomique in France, the Ministry for Atomic Energy and the Ministry of Science and Technology Policy in Russia, CNPq in Brazil, the Departments of Atomic Energy and Science and Education in India, Colciencias in Colombia, CONACyT in Mexico, the Ministry of Education, Research Foundation and KOSEF in Korea, CONICET and UBACYT in Argentina, and the A.P. Sloan Foundation.

REFERENCES

* Visitor from IHEP, Beijing, China.

† Visitor from Univ. San Francisco de Quito, Ecuador.

- [1] R. N. Mohapatra, *Unification and Supersymmetry* (Springer, New York, 1992) and references therein.
- [2] W. Keung and G. Senjanović, Phys. Rev. Lett. **60**, 1427 (1983); M. Gronau, C. N. Leung and J. L. Rosner, Phys. Rev. D **29**, 2539 (1984); P. Langacker, R. W. Robinett and J. L. Rosner, Phys. Rev. D **30**, 1470 (1984); J. L. Rosner and E. Takasugi, Phys. Rev. D **42**, 241 (1990); H. Tso-hsiu, C. Cheng-rui and T. Zhi-jian, Phys. Rev. D **42**, 2265 (1990).
- [3] UA2 Collaboration, J. Alitti *et al.*, Nucl. Phys. **B400**, 3 (1993).
- [4] CDF Collaboration, F. Abe *et al.*, Phys. Rev. Lett. **74**, 2900 (1995); DØ Collaboration, S. Abachi *et al.*, Phys. Lett. **B358**, 405 (1995).
- [5] P. Langacker and S. U. Sankar, Phys. Rev. D **40**, 1569 (1989) and references therein.
- [6] DØ Collaboration, S. Abachi *et al.*, Nucl. Instrum. and Methods Phys. Res., A **338**, 185 (1994).
- [7] DØ Collaboration, S. Abachi *et al.*, Phys. Rev. D **52**, 4877 (1995).
- [8] P.B. Arnold and R. Kauffman, Nucl. Phys. **B349**, 381 (1991).
- [9] T. Sjöstrand, Computer Physics Commun. **82**, 74 (1994). The boson width is assumed to be $\Gamma_{W_R} = \Gamma_W(m_{W_R}/m_W)$, with corrections applied for the number of open channels.
- [10] For further details on the analysis, see A. Goldschmidt, Ph.D. thesis, University of California at Berkeley, 1996 (unpublished).
- [11] F. Carminati *et al.*, GEANT Users Guide, CERN Program Library, December 1991

(unpublished).

- [12] DØ Collaboration, S. Abachi *et al.*, Phys. Rev. Lett. **75**, 1456 (1995).
- [13] R. Hamberg, W. L. Neerven and T. Matsuura, Nucl. Phys. **B359**, 343 (1991).
- [14] A. D. Martin, R. G. Roberts and W. J. Stirling, Phys. Lett. **B306**, 147 (1993); *Erratum* Phys. Lett. **B309**, 492 (1993).
- [15] T. G. Rizzo, Phys. Rev. D **50**, 325 (1994).
- [16] DØ Collaboration, S. Abachi *et al.*, Phys. Rev. Lett. **74**, 2632 (1995).
- [17] Particle Data Group, *Review of Particle Properties*, Phys. Rev. D **50**, Sec. 17.5.3.2 (1994).