

# HARD PHOTOPRODUCTION BY COLOUR SINGLET EXCHANGE AT HERA

ZEUS Collaboration

Talk given by LAUREL SINCLAIR \*

*Department of Physics, McGill University  
Montreal, Quebec, H3A 2T8, Canada*

E-mail: sinclair@desy.de

## ABSTRACT

A search for photoproduction events which contain a rapidity gap between the two highest transverse energy jets has been conducted at HERA using the ZEUS detector. The jets have transverse energies greater than 6 GeV, and are separated by pseudorapidity intervals of up to four units. The fraction of events containing a gap is measured as a function of the gap-width. It is expected that this gap-fraction will fall exponentially with the gap-width, until the dominant gap-production mechanism becomes colour singlet exchange, at which point it will plateau. An indication of a plateau in the measured gap-fraction has been found, at a higher level than that expected from electroweak exchange.

## 1. Introduction

It was suggested some time ago that hard interactions mediated by the exchange of a colour singlet propagator could give rise to large regions of rapidity containing very few final-state particles<sup>1</sup>. That study emphasized the importance of this “rapidity gap” as a signature for Higgs production via  $W^+W^-$  fusion. Building on these ideas, Bjorken<sup>2</sup> proposed to study the multiplicity distribution in pseudorapidity ( $\eta$ ) and azimuth ( $\phi$ ) of the final state particles in dijet events, and to look for an absence of particles between the edges of the two jet cones. He also pointed out that a significant background to such Higgs searches could come from hard diffraction processes, and that the study of these “pomeron-exchange” events was itself of great importance. Indeed, a recent next-to-leading order calculation<sup>3</sup> of the two gluon, colour singlet exchange amplitude has shown that emitted soft gluons do not resolve the internal colour structure of the “Low-Nussinov” pomeron. This confirms the intuitive notion that pomeron-exchange events should have a similar radiation pattern to electroweak

---

\*Talk presented at *Photon '95*, 10th International Workshop on Photon-Photon Collisions, Sheffield, U.K., April 1995.

exchange events, and should therefore lead to the formation of rapidity gaps.

Note that the square of the momentum transfer ( $t$ ) carried by the exchanged colour singlet object in these events is large, which should allow for the cross section to be calculated within the framework of perturbative QCD. This study is thus complementary to the studies of diffractive hard scattering with a “forward gap” (i.e. low  $t$ ), which are used to determine the structure function of the pomeron<sup>4</sup>.

Both D0<sup>5</sup> and CDF<sup>6</sup> have reported the results of searches for dijet events containing a rapidity gap between the two jets in  $p\bar{p}$  collisions. In this paper, we report the results of such a search in  $\gamma p$  interactions obtained from  $e^+p$  collisions. Fig. 1(a) shows an example of colour singlet exchange at HERA in which a parton in the photon scatters from a parton in the proton, via  $t$ -channel exchange of a colour singlet object. An example of the more common, non-colour singlet exchange mechanism is shown in Fig. 1(b).

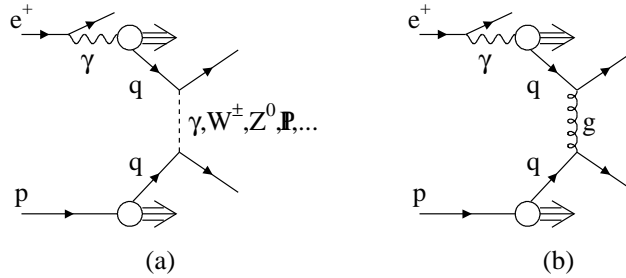


Fig. 1. Examples of (a) colour singlet and (b) non-colour singlet exchange processes at HERA.

## 2. Rapidity Gap Signature

The event topology for the processes of Fig. 1 is illustrated in Fig. 2(a). There are two jets in the final state, which have a fixed cone radius  $R = \sqrt{\Delta\eta^2 + \Delta\phi^2}$ .  $\Delta\eta_c$  is defined as the difference in  $\eta$  between the nearest tangents to the two jet cones. For the colour singlet exchange processes of Fig. 1(a), radiation is suppressed into the region of size  $\Delta\eta_c$  between the jet cones, giving rise to the rapidity gap signature of these events.

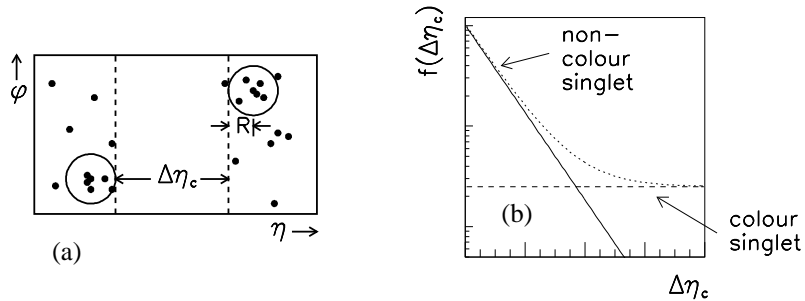


Fig. 2. Theoretical expectations for the event topology in colour singlet events (a), and for the gap-fraction (b). In (b) the non-colour singlet component is shown as a solid line, the colour singlet component as a dashed line, and the sum of the two as a dotted line.

The quantity which we intend to measure is the fraction of dijet events which contain a gap, as a function of the gap-width,

$$f(\Delta\eta_c) \equiv \frac{d\sigma_{gap}/d\Delta\eta_c}{d\sigma/d\Delta\eta_c}, \quad (1)$$

where  $d\sigma/d\Delta\eta_c$  is the dijet cross section as a function of  $\Delta\eta_c$ , and  $d\sigma_{gap}/d\Delta\eta_c$  is the cross section for dijet events containing a rapidity gap between the two jets, as a function of  $\Delta\eta_c$ . Note that  $\sigma_{gap}$  accounts for the probability that a gap between the two hadron jets has been filled in by secondary interactions of the photon and proton spectator particles. That is,

$$\sigma_{gap} = \hat{\sigma}_{gap} \cdot \mathcal{P}(S) \quad (2)$$

where  $\hat{\sigma}_{gap}$  is the underlying cross section for the production of a gap between the two jets and  $\mathcal{P}(S)$  is the probability that the gap is not filled in by secondary interactions (the survival probability).  $\hat{\sigma}_{gap}$  may be further broken down as,

$$\hat{\sigma}_{gap} = \hat{\sigma}_{gap}^{non-singlet} + \hat{\sigma}_{gap}^{singlet}, \quad (3)$$

and these two contributions to the naive expectation for the behaviour of  $f(\Delta\eta_c)$  are shown separately in Fig. 2(b). It is expected that for low values of  $\Delta\eta_c$ , multiplicity fluctuations in non-colour singlet exchange events will give rise to a large fraction of gap events. This component is exponentially suppressed however, and at large  $\Delta\eta_c$  the dominant contribution to the gap-fraction should come from colour singlet exchange.

### 3. Event Selection

ZEUS has three levels of online triggering. For this analysis we require events to have some energy deposited in the calorimeter at the first trigger stage. At the second level we require high total transverse energy and at the third level we are able to trigger on jets found using a fast cone algorithm in the calorimeter. In addition, offline we require a good reconstructed vertex which rejects proton beam-gas events and cosmic ray events. Events with a good scattered positron candidate in the calorimeter are rejected. This restricts the range of the photon virtuality to  $P^2 < 4 \text{ GeV}^2$ , and results in a median  $P^2$  of  $\sim 10^{-3} \text{ GeV}^2$ . Charged current events are rejected by requiring the calorimeter measurements of the missing transverse momentum,  $\vec{p}_T$ , and the total transverse energy,  $E_T$ , to satisfy  $\vec{p}_T/\sqrt{E_T} < 2\text{GeV}^{1/2}$ . We apply the cut  $0.15 \leq y < 0.7$  on the fraction of the positron's momentum which is carried by the photon, where  $y$  is reconstructed using the Jacquet-Blondel method. Finally a cone algorithm is applied to the calorimeter cells to find jets with a cone radius  $R = \sqrt{\Delta\eta_{cell}^2 + \Delta\phi_{cell}^2} < 1$ . In order to have high acceptance for dijet events with true  $E_T^{jet} > 6 \text{ GeV}$ , we require the events to have at least two calorimeter jets

with transverse energy  $E_T^{jet} > 5$  GeV. The jets must not be too close to the forward proton direction,  $\eta^{jet} < 2.5$ . The two highest transverse energy jets are used in the calculation of  $\Delta\eta_c$ , and  $\Delta\eta_c$  must be greater than 0 (i.e. the jet cones may not be overlapping in  $\eta$ ).

In addition we group adjacent calorimeter cells which have a common energy maximum into “islands”. The multiplicity of particles between the jet cones is then estimated by counting the number of islands  $n$  which have transverse momentum above 200 MeV and which lie between the jet cones in  $\eta$ . Gap events have  $n = 0$ . Defining a momentum threshold makes the definition of a gap insensitive to noisy calorimeter cells, and also has theoretical advantages<sup>7</sup>.

From a sample of  $2.4 \text{ pb}^{-1}$  of  $e^+p$  collisions delivered by HERA in 1994,  $N = 17518$  dijet events were selected in this manner, of which  $N_{gap} = 5726$  have  $n = 0$ . The non- $e^+p$  collision background has been estimated using the number of events associated with unpaired bunch crossings. We estimate the proton and positron beam-gas contaminations to be about 0.1%. Cosmic ray contamination is negligible. The gap events which have  $\Delta\eta_c > 1.5$  were also scanned visually to search for contamination from events where the energy deposits of the scattered positron or a prompt photon mimic a jet. No such events were found.

#### 4. Acceptance and Resolution

In order to study the acceptance of the ZEUS detector and the resolution which it provides of the kinematic variables, we have generated a large Monte Carlo sample. The generator which we have used is PYTHIA<sup>8</sup> with the minimum  $p_T$  of the hard scatter set to 2.5 GeV. Resolved and direct photon interactions are generated separately and are mixed according to the cross sections determined by PYTHIA. We have used the GRV parton distribution for the photon and MRSA for the proton. Two PYTHIA samples will be treated separately in the following, and labelled “reconstructed” and “hadronic”.

To obtain the reconstructed sample of PYTHIA events we have passed the generated final-state particles through a detailed simulation of the ZEUS detector, keeping only those events which pass all stages of data selection. For this sample we use the simulated energy deposits in the calorimeter cells as input to the jet-finding algorithm to determine  $E_T^{jet}, \eta^{jet}$  and  $\Delta\eta_c$ . The multiplicity  $n$  is estimated using the islands of calorimeter cells. The selection criteria then correspond exactly to those applied to the data, as outlined in Sec. 3.

The hadronic sample consists of the generated particle kinematics. No detector simulation is applied to these events. The restriction  $0.2 \leq y < 0.8$  is made using the true fraction of the positron’s momentum which is carried by the photon. The jet finding algorithm is applied to the final state particles from the event in order to determine  $E_T^{jet}, \eta^{jet}$  and  $\Delta\eta_c$ . Then it is required that  $E_T^{jet} > 6$  GeV and  $\eta^{jet} < 2.5$  and

that  $\Delta\eta_c > 0$  for the two highest transverse energy jets. The higher  $E_T^{jet}$  threshold for the hadronic sample reflects the experimental shift and resolution of this quantity of about  $-13\%$  and  $13\%$  respectively. The angular resolution is about  $9\%$  in  $\eta^{jet}$  with negligible shift. These values are consistent with those obtained during extensive studies of the ZEUS 1993 hard photoproduction sample<sup>9</sup>. The multiplicity is of course the number  $n$  of final-state particles having transverse energy  $> 200$  MeV and lying between the jet cones. Gap events have  $n = 0$ .

The selection applied to the hadronic sample defines the true kinematic range of interest in this study. Any deviation of the reconstructed PYTHIA distributions from the associated hadronic distributions is an artificial detector effect.

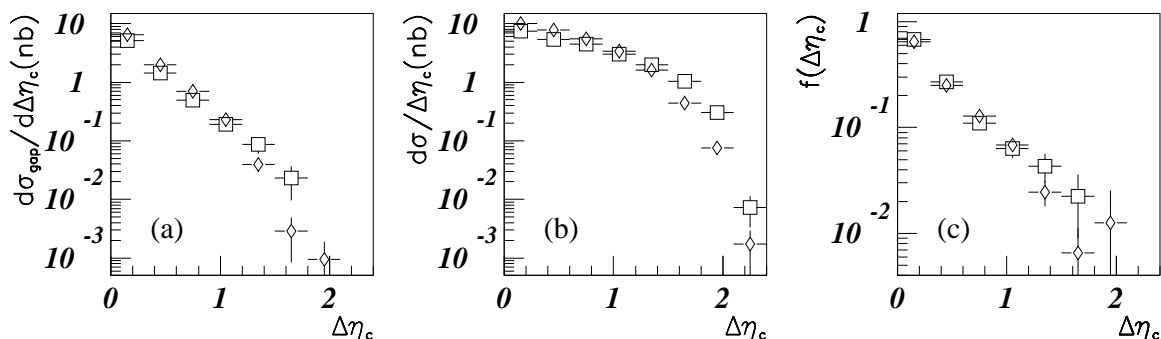


Fig. 3. The distribution of the PYTHIA events with respect to  $\Delta\eta_c$ . Squares represent the “reconstructed” quantities and diamonds the “hadronic” quantities (see text). (a) shows the cross section for producing a gap, (b) is the inclusive cross section and (c) shows the gap-fraction.

The distribution in  $\Delta\eta_c$  of the reconstructed and hadronic samples is shown in Fig. 3. The cross sections (according to PYTHIA) for producing gap events are shown in Fig. 3(a). Fig. 3(b) shows the inclusive dijet differential cross sections and Fig. 3(c) shows the gap-fraction (the ratio of Fig. 3(a) and Fig. 3(b)). It is clear from Fig. 3(a) and Fig. 3(b) that there are significant detector effects in the distribution of  $\Delta\eta_c$ . However these effects cancel when we take the ratio of the gap cross section to the inclusive cross section as shown in Fig. 3(c). This cancellation of acceptance corrections was expected, as the selection criteria were designed to be sensitive only to the energies and angles of the jets, and not to the particle multiplicity between them.

## 5. Results

The results for the data are shown in Fig. 4. These distributions are not corrected for detector effects. The errors shown are statistical only. The distribution of  $N_{gap}(\Delta\eta_c)$  falls rapidly with  $\Delta\eta_c$  (Fig. 4(a)); however the inclusive number of events  $N(\Delta\eta_c)$  is also decreasing with  $\Delta\eta_c$ . It is the number of events which contain a gap,  $N_{gap}(\Delta\eta_c)$ , normalized to the total number of events,  $N(\Delta\eta_c)$ , which is interesting. This is the measured gap-fraction,  $f(\Delta\eta_c)$ , shown in Fig. 4(c). The gap-fraction falls rapidly with  $\Delta\eta_c$  out to  $\Delta\eta_c \sim 1.2$ . For larger values of  $\Delta\eta_c$  the gap-fraction does

not appear to decrease as a function of  $\Delta\eta_c$ . It appears to exhibit a plateau, at a level of roughly  $4 \cdot 10^{-2}$ .

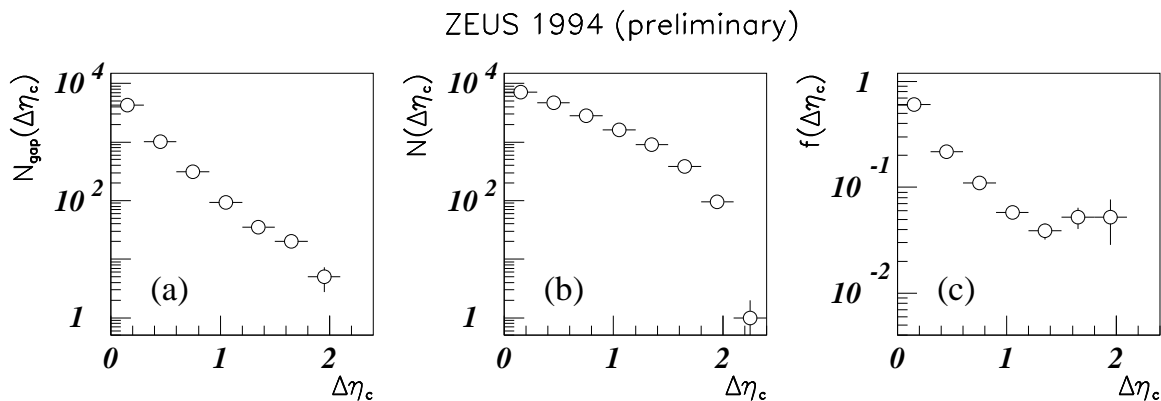


Fig. 4. The distribution of the data with respect to  $\Delta\eta_c$ . In (a) is the number of events with a gap, and in (b) is the total number of events. (c) shows the gap-fraction.

## 6. Conclusions

The conclusion of this study is that we have seen an indication of a plateau of magnitude about  $4 \cdot 10^{-2}$  in the behaviour of the measured gap-fraction. Monte Carlo studies indicate that the corrections for detector effects will be quite small. We are therefore encouraged to further pursue the study of rapidity gaps between jets at HERA.

It is worth commenting on the significance of the distribution we are measuring. If the plateau is interpreted as evidence for the exchange of a colour singlet particle, then one can already make some restrictions on the identity of that particle. The gap-fraction from electroweak exchange is of order<sup>2</sup>  $\alpha^2/\alpha_s^2 \sim 0.001$ . The exchanged particle could therefore not be an electroweak boson. More reasonable is an estimate<sup>2</sup> based on two-gluon exchange in a colour singlet state,  $\hat{\sigma}_{\text{gap}}/\sigma \sim 0.1$ . Such a model could account for our data if the survival probability in photoproduction reactions at HERA were roughly 0.5.

## 7. References

1. Y. Dokshitzer, V. Khoze and S. Troyan, in *Proceedings of the 6th International Conference on Physics in Collisions*, ed. M. Derrick (World Scientific, Singapore, 1987).
2. J. D. Bjorken, *Phys. Rev.* **D47** (1992) 101.
3. H. N. Chehime and D. Zeppenfeld, *MAD/PH/814* (1994).
4. See for example: E. Barberis, B. List, or C. Glasman, these proceedings, and references therein.

5. D0 Collaboration, S. Abachi et al., *Phys. Rev. Lett.* **72** (1994) 2332.
6. CDF Collaboration, F. Abe, et al., *Phys. Rev. Lett.* **74** (1995) 855.
7. J. Pumplin, *Phys. Rev.* **D50** (1994) 6811.
8. H.-U. Bengtsson and T. Sjöstrand, *Comp. Phys. Comm.* **46** (1987) 43;  
T. Sjöstrand, *CERN-TH.6488/92*.
9. J. M. Butterworth, *Photon and Proton Structure from Photoproduction*, these proceedings, and references therein.