

η Photoproduction on the proton revisited: Evidence for a narrow N(1688) resonance.

V. Kuznetsov^{1,2*}, M. V. Polyakov^{3,4†}, T. Boiko⁵, J. Jang¹, A. Kim¹, W. Kim¹, and A. Ni¹

¹*Kyungpook National University, 702-701, Daegu, Republic of Korea*

²*Institute for Nuclear Research, 117312, Moscow, Russia*

³*Institute für Theoretische Physik II, Ruhr-Universität Bochum, D - 44780 Bochum, Germany,*

⁴*St. Petersburg Institute for Nuclear Physics, Gatchina, 188300, St. Petersburg, Russia, and*

⁵*Belarussian State University, 220030, Minsk, Republic of Belarus*

(Dated: August 14, 2018)

Revised analysis of Σ beam asymmetry for η photoproduction on the free proton reveals a resonant structure at $W \sim 1.69$ GeV. Comparison of experimental data with multipole decomposition based on the E429 solution of the SAID partial wave analysis and including narrow states, suggests a narrow ($\Gamma \leq 15$ MeV) resonance. Possible candidates are P_{11} , P_{13} , or D_{13} resonances. The result is considered in conjunction with the recent evidence for a bump-like structure at $W \sim 1.67 - 1.68$ GeV in quasi-free η photoproduction on the neutron.

PACS numbers:

Experimental study of the quasi-free $\gamma n \rightarrow \eta n$ reaction at GRAAL[1], CB/TAPS@ELSA[2], and LNS-Tohoku[3] facilities provided the evidence for a relatively narrow resonant structure at $W \sim 1.67 - 1.68$ GeV. The structure has been observed as a bump in the quasi-free cross section and in the ηn invariant mass spectrum (Fig. 1).

The width of the bump in the quasi-free cross section was found to be close to that expected due to smearing by Fermi motion of the target neutron bound in the deuteron. A narrow resonance which would manifest as a peak in the cross section on the free neutron, would appear in the quasi-free cross section as a bump of about 50 MeV width [1]. The simulated signal of such resonance with the mass $M = 1680$ MeV and the width $\Gamma = 10$ MeV is shown in Fig. 1. The cross section is well fitted by the sum of a third-order polynomial and the contribution of the resonance.

The width of the peak in the ηn invariant mass spectrum is about 40 MeV. This quantity is much less affected by Fermi motion but includes large uncertainties due to detector response. The width of the peak is close to the instrumental resolution [1].

Such bump is not seen in η photoproduction on the proton. The cross section on the proton exhibits only a minor peculiarity in this mass region [4]. Therefore the bump in η photoproduction on the neutron may be a manifestation of a nucleon resonance with unusual properties: the possibly narrow width and the much stronger photocoupling to the neutron than to the proton. Its identification is now a challenge for both theory and experiment.

This task is particularly important because the properties of the possible underlying resonance well coincide with the predictions for the second P_{11} member of the

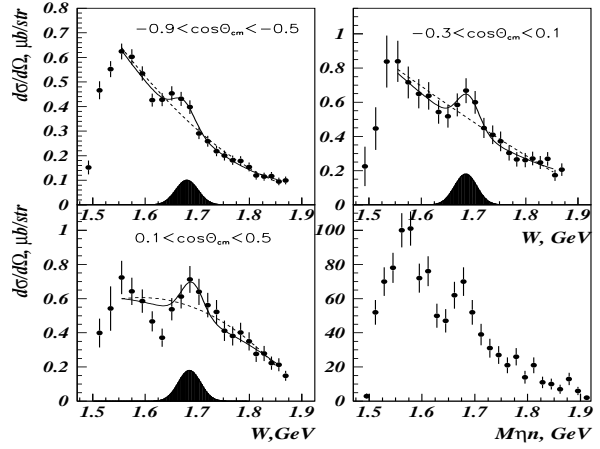


FIG. 1: Quasi-free cross sections and ηn invariant mass spectrum for the $\gamma n \rightarrow \eta n$ reaction (data from [1]). Solid lines are the fit by the sum of 3-order polynomial and narrow state. Dashed lines are the fit by 3-order polynomial only. Dark areas show the simulated signal of a narrow state.

anti-decuplet of exotic baryons(pentaquarks) [5]. This particle (if it exists) has the strangeness $S = 0$. Its mass is expected to be in the range $1.65 - 1.7$ GeV [6, 7], with a total width of about 10-15 MeV [7]. A benchmark signature of the non-strange pentaquark could be its photoproduction on the nucleon. The chiral soliton model predicts that photoexcitation of the non-strange pentaquark has to be considerably suppressed on the proton and should mainly occur on the neutron [8].

Several attempts to explain the observed bump have been recently done. The authors of [9, 10, 11] suggested that a narrow $P_{11}(1670)$ resonance can produce the observed structure in the neutron cross section. The inclusion of such resonance into the modified version of an isobar model for η photoproduction η -MAID[13] generates a narrow peak in the cross section on the free neutron. The peak is transformed into a wider bump similar to experimental observation if Fermi motion is taken into

*E-mail SlavaK@jlab.org, Slava@cpc.inr.ac.ru

†E-mail maxim.polyakov@tp2.ruhr-uni-bochum.de

account [9, 10]. Alternatively, the authors of [12] have demonstrated that the bump in the $\gamma n \rightarrow \eta n$ cross section could be explained in terms of photoexcitation of the $S_{11}(1650)$ and $P_{11}(1710)$ resonances. In both [9] and [12] the angular dependence has been suggested as a benchmark signature.

Any decisive conclusion about the nature of the anomalous behavior of the neutron cross section requires the comparison of theoretical models and experimental data. This procedure is ambiguous: model calculations are usually performed for the free neutron while measured quasi-free observables are smeared by Fermi motion. The significant influence of Fermi motion on differential cross sections is shown in [9]. Furthermore, quasi-free cross sections are distorted due to re-scattering and final-state interaction (FSI). Those events which originate from re-scattering and FSI are in part eliminated in data analysis. Accordingly the measured cross section might be smaller than the cross section on the free neutron smeared by Fermi motion.

Free-proton data would provide more clear information. If photoexcitation of any resonance occur on the neutron it can occur also on the proton even being suppressed by any reasons. For example, the exact $SU(3)$ would forbid the photoexcitation on the non-strange pentaquark from the anti-decuplet on the proton. However accounting for the $SU(3)$ violation leads to the cross section of its photoproduction on the proton 10-30 times smaller (but not 0) than that on the neutron [8, 23].

The η photoproduction on the proton below $W \sim 1.7$ GeV is dominated by photoexcitation of the $S_{11}(1535)$ resonance. This resonance contributes to only the E_0^+ multipole. $|E_0^+|^2$ is the major component of the cross section

$$\sigma \sim |E_0^+|^2 + \text{interference terms} \quad (1)$$

while other multipoles contribute through the interference with E_0^+ or between themselves. A narrow weakly-photoexcited state with the mass below 1.7 GeV would appear in the cross section as a small peak/dip structure on the slope of the dominating $S_{11}(1535)$ resonance. In experiment this structure would be in addition smeared by the resolution of a tagging system (for example, the resolution of the tagging system at GRAAL is 16 MeV FWHM), and might be hidden due to inappropriate binning.

Polarization observable - the polarized photon beam asymmetry Σ is much less affected by the $S_{11}(1535)$ resonance. This observable is the measure of azimuthal anisotropy of a reaction yield relatively the linear polarization of the incoming photon. In terms of $L \leq 1$ multipoles the expression for the beam asymmetry does not include the multipole E_0^+ [14]

$$\Sigma(\theta) \sim \frac{3 \sin^2 \theta}{2} \text{Re}(-3|E_1^+|^2 + |M_1^+|^2 - 2M_1^{-*}(E_1^+ - M_1^+) + 2E_1^{+*}M_1^+). \quad (2)$$

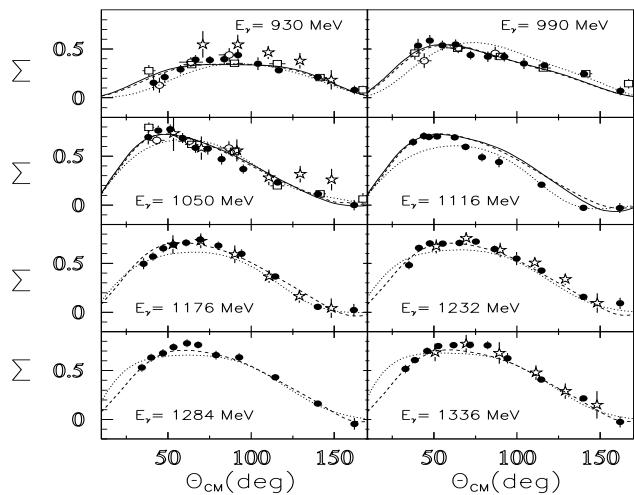


FIG. 2: Published data (in part) for Σ beam asymmetry for η photoproduction on the free proton. Open points are from [16]; squares correspond to the detection of two photons from $\eta \rightarrow 2\gamma$ decays in the BGO ball; circles indicate the data obtained detecting one photon in the forward shower wall and the second in the BGO ball. Black circles are data from [19]. Stars are the results from [20]. Solid lines are our calculations based on the SAID multipoles only. Dashed lines are the original E429 solution of the SAID partial wave analysis. Dotted lines are η -MAID predictions.

This observable is mostly governed by the multipoles other than E_0^+ and therefore is much more sensitive to signals of non-dominant resonances than the cross section.

For η photoproduction on the proton the beam asymmetry Σ has been measured twice at GRAAL [15]. First results[16] covered the energy range from threshold to 1.05 GeV. Two statistically-independent but consistent sets of data points have been reported (Fig. 2). These data sets have been produced using two different samples of events:

- i) Events in which two photons from $\eta \rightarrow 2\gamma$ decays were detected in the BGO Ball[17];
- ii) Events in which one of the photons emitted at the angles $\theta_{lab} \leq 25^\circ$ was detected in the forward shower wall[18], and the other in the BGO ball.

The second type of events was found to be particularly efficient at forward angles and energies above 0.9 GeV. The results have shown a marked peaking at forward angles and $E_\gamma \sim 1.05$ GeV.

An extension to higher energies up to 1.5 GeV has been reported in [19]. Two samples of events have been merged and analyzed together. This made it possible to reduce significantly error bars at forward angles and to retrieve a maximum in the angular dependence at 50° and $E_\gamma \sim 1.05$ GeV (Fig. 2).

Very recently, a new measurement has been done at CB/TAPS@ELSA using the different technique of the photon-beam polarization, the coherent bremsstrahlung from a diamond radiator[20]. The results are in a good agreement with [16, 19] but exhibit slightly larger error bars (Fig. 2).

In all [16, 19, 20] the main focus was done on the angular dependencies of the beam asymmetry. Data points have been produced using relatively narrow angular bins but nearly 60 MeV wide energy bins. So wide energy bins did not allow to reveal any narrow peculiarities in the energy dependence of the beam asymmetry. An ultimate goal of this work was to produce beam asymmetry data using narrow bins in energy, in order to retrieve in details the dependence of the beam asymmetry on the photon energy in the region of $E_\gamma = 0.85 - 1.15$ GeV (or $W = 1.55 - 1.75$ GeV) and to search for a signal of a narrow resonance.

In this Letter we present the revised analysis of data collected at the GRAAL facility [15] in 1998 - 1999. Only two experimental runs are used in the analysis, in order to avoid additional (up to ± 8 MeV) uncertainties in the determination of the photon energy related to different adjustment and calibration of the GRAAL tagging system in the different run periods. The data collection had been carried out as a sequence of alternate measurements with two orthogonal linear polarization states of a photon beam produced through the backscattering of laser light on 6.04 GeV electrons circulating in the storage ring of European Synchrotron Radiation Facility. The degree of polarization was dependent on photon energy and varied from 0.5 to 0.85 in the energy range of $E_\gamma = 0.85 - 1.15$ GeV.

The procedure of selection of events is similar to that used in [16, 19]. Two described above types of events are considered. At the initial stage the first type of events η meson is identified by means of the invariant mass of two photons detected in the BGO ball and its momentum is reconstructed from photon energies and angles. Then measured parameters of the recoil proton are compared with ones calculated using kinematics constrains. Those events in which one of the photons is detected in the forward shower wall [18], are analyzed in a different way: the initial selection is done using the missing mass calculated from the energy of the incoming photon and the measured momentum of the recoil proton.

After that a kinematical fit is applied for both types of events. The center-of-mass angles of η and the ϕ -angles of the reaction plane are determined by a χ^2 minimization procedure comparing the calculated energies and angles in the laboratory system with the measured ones and their estimated errors. This procedure provides the most accurate determination the reaction θ and ϕ angles and allows to reduce the influence of the detector granularity. For the second type of events, it is also allows the determination the energy of the photon detected in the forward wall (not provided by this detector). After that the events are selected using kinematics constraints and the value of χ^2 .

At the final stage both samples of events are merged and used together to extract beam asymmetries. For photons linearly polarized in the vertical plane with a polarization degree P , the polarized cross section can be

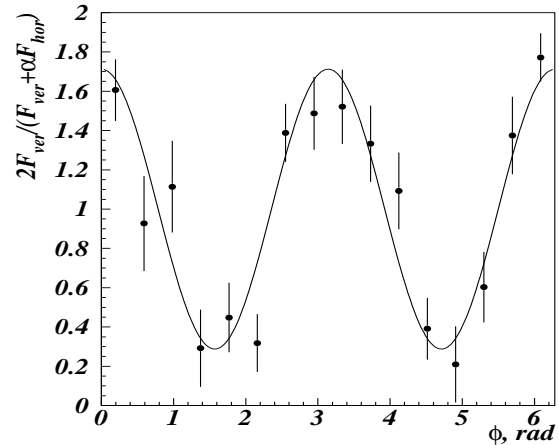


FIG. 3: Normalized azimuthal distribution at $E_\gamma = 1.04$ GeV and $\theta_{cm} = 43^\circ$. The fitted curve ($1 + P\Sigma\cos(2\phi)$) makes it possible to extract the beam asymmetry Σ .

written as

$$\left(\frac{d\sigma}{d\Omega}\right)_{pol}(\phi) = \left(\frac{d\sigma}{d\Omega}\right)_{unpol}(1 + P\Sigma\cos(2\phi)), \quad (3)$$

where ϕ is the angle between the reaction plane and the photon polarization and Σ is the beam asymmetry. The cylindrical symmetry of the GRAAL detector provides the azimuthal distributions of selected events over the entire range $0-360^\circ$ of ϕ angles. The asymmetry is extracted from the distribution of events for one of the polarization states, normalized to the sum of two azimuthal distributions for both polarization states which corresponds to an unpolarized beam

$$\frac{\frac{d\sigma}{d\Omega}_{pol}(\phi)}{\frac{d\sigma}{d\Omega}_{unpol}} = \frac{2F_{ver}(\phi)}{(F_{ver}(\phi) + \alpha F_{hor}(\phi))} = 1 + P\Sigma\cos(2\phi),$$

F_{hor} and F_{ver} are the measured azimuthal distributions of events for each polarization state, α is the ratio of the beam fluxes corresponding to the vertical and horizontal polarizations. An example of the extraction of beam asymmetry is shown in Fig. 3.

The results are shown in Fig. 4. Data points are obtained using narrow energy bins $\Delta E_\gamma \sim 16$ MeV. Angular bins are chosen to be rather wide, about $20 - 40^\circ$, to gain statistics and hence reduce error bars.

At forward angles $\theta_{cm} = 43^\circ$ and $E_\gamma = 1.04$ GeV data points form a sharp peak with the asymmetry in its maximum reaching values as large as 0.94. The peak becomes less pronounced but clear at 65° . It is replaced by an oscillating structure at 85° and at 105° . At more backward angles the values of asymmetry above 1.05 GeV drop down almost to 0 (Fig. 2) while statistical errors grow up.

Both the peak at forward angles and the oscillating structure at central angles together exhibit an interference pattern which may be a signal of a narrow nucleon resonance. To examine this assumption, we employ the multipoles of the recent E429 solution of the SAID

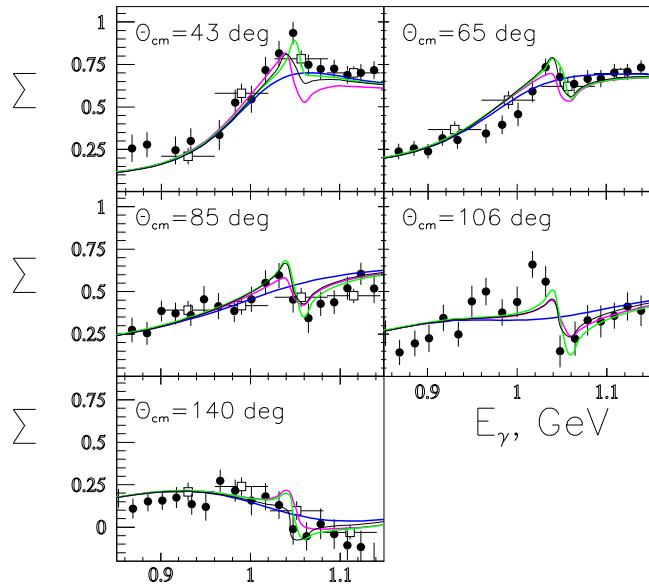


FIG. 4: Beam asymmetry Σ for η photoproduction on the free proton obtained with narrow energy bins (black circles). Open circles are data from [19]. Blue lines are our calculations based on the SAID multipoles only, magenta lines are the calculations which include the $P_{11}(1688)$ resonance with the width $\Gamma = 8$ MeV, green lines are calculations with the $P_{13}(1688)$ ($\Gamma = 8$ MeV), black lines are calculations with the $D_{13}(1688)$ ($\Gamma = 8$ MeV).

partial-wave analysis [21] for η photoproduction adding to them a narrow resonance in the Breit-Wigner form (see e.g. [13]). Our test calculations without an additional resonance well coincide with the original SAID predictions (Fig. 2), with a minor discrepancy arising from computational errors.

The narrow S_{11} , P_{11} , P_{13} , and D_{13} resonances are tried one by one. The contribution of these resonance has been parametrized by the mass, width, photocouplings (multiplied by square of ηN branching), and the phase. These parameters are varied in order to achieve the best reproduction of experimental data. The overall χ^2 minimization is avoided. The narrow-resonance parameters are varied whereas SAID multipoles we keep fixed. We consider the SAID multipoles as a good model for the non-resonant and/or wide resonances contributions. The difference between calculated and experimental values of the asymmetry Σ after points in the maximum/minimum of the peak/dip structure and nearby are used as a criterion for the minimization.

The curves corresponding to the SAID multipoles only are smooth and do not exhibit any structure (Fig. 4). The inclusion of either P_{11} or P_{13} or D_{13} resonances allows to significantly improve the agreement between data and calculations and to reproduce the peak/dip structure. The mass of the included resonances is strongly

constrained by experimental data. Its values belong to the range of $M_R = 1.686 - 1.690$ GeV. The best agreement with data have been obtained with the width of $\Gamma \sim 8$ MeV. However reasonable curves are obtained in the range of $\Gamma \leq 15$ MeV.

The S_{11} resonance generates a dip at 43° in the entire range of variation of its photocoupling and phase. This indicates that the observed structures most probably can not be attributed to a narrow S_{11} resonance.

The curves shown in Fig. 4 corresponds to $\sqrt{Br_{\eta N} A_{1/2}^p} \sim 2 \cdot 10^{-3} \text{ GeV}^{-1/2}$, and $\sqrt{Br_{\eta N} A_{1/2}^p} \sim -0.3 \cdot 10^{-3} \text{ GeV}^{-1/2}$, $\sqrt{Br_{\eta N} A_{3/2}^p} \sim 1.7 \cdot 10^{-3} \text{ GeV}^{-1/2}$, and $\sqrt{Br_{\eta N} A_{1/2}^p} \sim -0.1 \cdot 10^{-3} \text{ GeV}^{-1/2}$, $\sqrt{Br_{\eta N} A_{3/2}^p} \sim 0.9 \cdot 10^{-3} \text{ GeV}^{-1/2}$, for the P_{11} , P_{13} , and the D_{13} resonances respectively. The obtained value of $\sqrt{Br_{\eta N} A_{1/2}^p}$ for the narrow P_{11} resonance is in good agreement with estimates for the non-strange pentaquark from the antidecuplet performed in Chiral Quark-Soliton Model [8, 23]. If to compare the value with the analogous quantity for the neutron extracted in the phenomenological analysis of the GRAAL and CB-TAPS data [10, 24], one may deduce the ratio $A_{1/2}^n/A_{1/2}^p \sim 6 - 9$. This ratio is close to that expected for the non-strange pentaquark in the Chiral Quark-Soliton model [8, 23] and is essentially larger than the one used in [10]. So large ratio of photo-production amplitudes indicates the strong suppression of photoexcitation of this resonance on the proton and explains why it is not (or poorly) seen in the free-proton cross section.

The insertion of a narrow state into fixed multipoles does not allow to determine the statistical significance of the signal of the possible resonance and to fix its quantum numbers. For that, one has to vary not only parameters of the included resonance but also the basic multipoles. This could be done at such PWA facilities as SAID and MAID. Furthermore, new experimental data from photon factories equipped with high-resolution tagging systems are needed for that.

The mass estimate for the underlying resonance is about 5-10 MeV higher than the value obtained in η photoproduction on the neutron. This could be explained by the mass shift of a narrow resonances in nuclear medium

$$\Delta M = -\frac{\langle P_F^2 \rangle}{2M_R} \sim -5 \text{ MeV} \quad (4)$$

where $\langle P_F \rangle$ is the average Fermi momentum in the deuteron, M_R is the mass of the resonance.

In summary we report the evidence for a narrow resonant structure in the Σ beam asymmetry data for η photoproduction on the free proton. This structure may be a manifestation of a narrow resonance with the mass $M \sim 1.688 \pm 0.002 \pm 0.005$ GeV and the width $\Gamma \leq 15$ MeV. As a candidate we tried a narrow S_{11} , P_{11} , P_{13} and D_{13} resonances. Among them, either the P_{11} or P_{13} or D_{13} resonance improves the description of the data. The same resonance is observed in η photoproduction on the neutron where its photoexcitation is much stronger.

It is a pleasure to thank the staff of the European Synchrotron Radiation Facility (Grenoble, France) for stable beam operation during the experimental run. Special thanks to I. Strakovsky for many discussions, encouragement and help with SAID data base. We are thankful to Y. Azimov, A. Fix, K. Goeke, and L. Tiator for many valuable discussions. P. Druck is thanked for support

in data processing. The authors appreciate very much voluntary help with the analysis and continuous interest, and support to this work of K. Hildermann, D. Ivanov, I. Jermakowa, M. Oleinik, and N. Sverdlova. This work has been supported in part by the Sofja Kowalewska Program of Alexander von Humboldt Foundation and in part by Korean Research Foundation.

-
- [1] V.Kuznetsov *et al.*, *Phys. Lett. B* **647**, 23 (2007), [hep-ex/0606065].
- [2] J. Jaegle, Talk at Workshop on the Physics of Excited Nucleons NSTAR2005, Tallahassee, FL, USA, October 12 - 15 2005.
- [3] J.Kasagi, Talk at Yukawa International Seminar YKIS2006, November 20 - December 2006, Kyoto, Japan, <http://www2.yukawa.kyoto-u.ac.jp/~ykis06/>.
- [4] F.Renard *et al.*, *Phys. Lett. B* **528**, 215, 2002. M.Dugger *et al.*, *Phys. Rev. Lett.* **89**, 2222002, 2002; V.Crede *et al.*, *Phys. Rev. Lett.* **94**, 012004, 2004;
- [5] D. Diakonov, V. Petrov, and M. Polyakov, *Z. Phys. A* **359**, 305 (1997).
- [6] D. Diakonov and V. Petrov, *Phys. Rev. D* **69**, 094011 (2004) [hep-ph/0310212].
- [7] R. Arndt *et al.*, *Phys. Rev. C* **69**, 0352008 (2004) [nucl-th/0312126].
- [8] M. Polyakov and A. Rathke *Eur. Phys. J A* **18**, 691 (2003) [hep-ph/0303138].
- [9] L. Tiator, Talk at Workshop on η -Nucleus Physics, May 8 - 12, 2006, Julich, Germany, [nucl-th/0610114].
- [10] A. Fix, L. Tiator, M. Polyakov, nucl-th/0702034.
- [11] K.- S. Choi, S. Nam., A. Hosaka, and H.- C. Kim, *Phys. Lett. B* **636**, 253 (2006), [hep-ph/0512136].
- [12] V. Shklyar, A. Leshke, and U. Mozel, [nucl-th/0611036].
- [13] W.-T.Chiang, S.-N.Yang,L.Tiator, and D.Drechsel, *Nucl. Phys A* **700**, 426 (2002), [hep-0110034], <http://www.kph.uni-mainz.de>.
- [14] Definitions of cross section and polarization observables in terms of multipoles are available in Appendix D of C.Fasano, F.Tabakin, and G.Saghai, *Phys. Rev. C* **46**, 2430 (1992).
- [15] General description of the GRAAL facility is available in V.Bellini *et al.*, *Eur. J. A.* **26**, 299 - 419 (2006).
- [16] J. Ajaka *et al.*, *Phys. Rev. Lett.* **81**, 1787(1998);
- [17] F. Ghio *et al.*, *Nucl. Inst. and Meth. A* **404**, 71, 1998.
- [18] V. Kouznetsov *et al.*, *Nucl. Inst. and Meth. A* **487**, 128, 2002.
- [19] V. Kuznetsov *et al.*, πN NewsLetters **16**, 160-165(2002), Data are available in the SAID data base at <http://gwdac.phys.gwu.edu>
- [20] D.Elsner *et al.*, nucl-ex/0702032.
- [21] R. A. Arndt, W. J. Briscoe, I. I. Strakovsky, and R. L. Workman, in progress, <http://gwdac.phys.gwu.edu>.
- [22] SAID multipoles can be obtained via ssh said@gwdac.phys.gwu.edu.
- [23] H. C. Kim, M. Polyakov, M. Praszalowicz, G. S. Yang and K. Goeke, *Phys. Rev. D* **71**, 094023 (2005) [arXiv:hep-ph/0503237].
- [24] Y. Azimov, V. Kuznetsov, M. V. Polyakov and I. Strakovsky, *Eur. Phys. J. A* **25**, 325 (2005) [arXiv:hep-ph/0506236].